

The original documents are located in Box 30, folder “Polling Information - Market Opinion Research” of the Michael Raoul-Duval Papers at the Gerald R. Ford Presidential Library.

Copyright Notice

The copyright law of the United States (Title 17, United States Code) governs the making of photocopies or other reproductions of copyrighted material. Michael Raoul-Duval donated to the United States of America his copyrights in all of his unpublished writings in National Archives collections. Works prepared by U.S. Government employees as part of their official duties are in the public domain. The copyrights to materials written by other individuals or organizations are presumed to remain with them. If you think any of the information displayed in the PDF is subject to a valid copyright claim, please contact the Gerald R. Ford Presidential Library.

U. S. Nat'l

6/76



How would you rate the military power of the United States - stronger than the Soviet Union's, equal to the Soviet Union's or not as strong as the Soviet Union's?

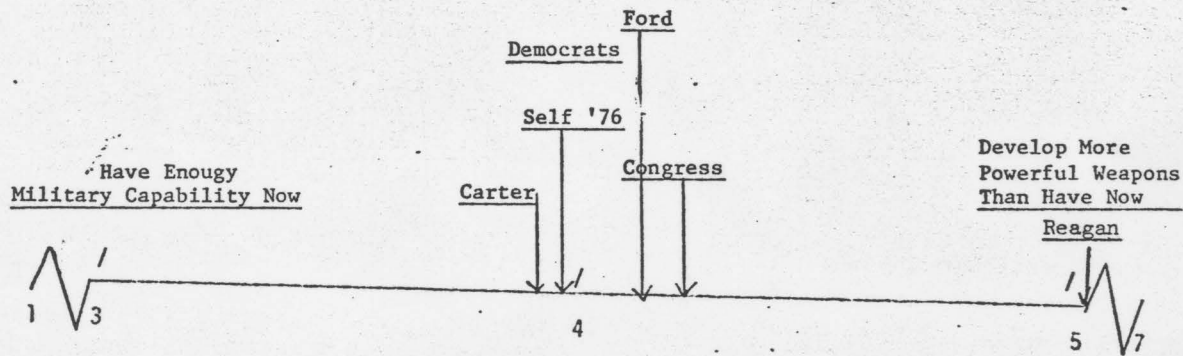
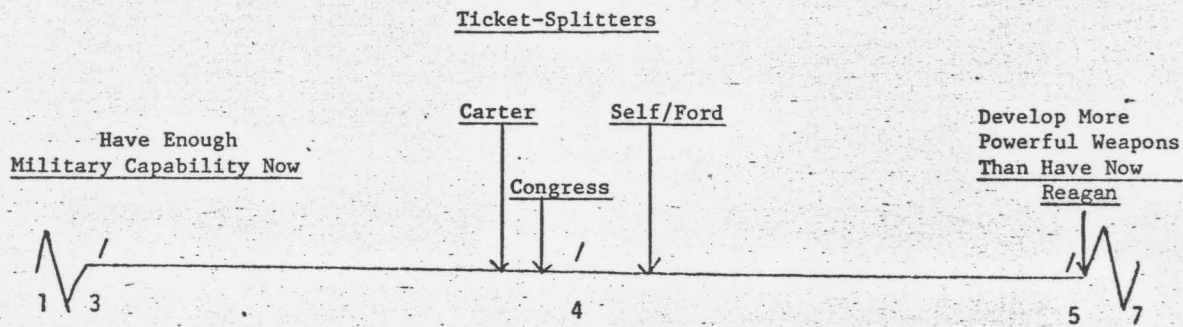
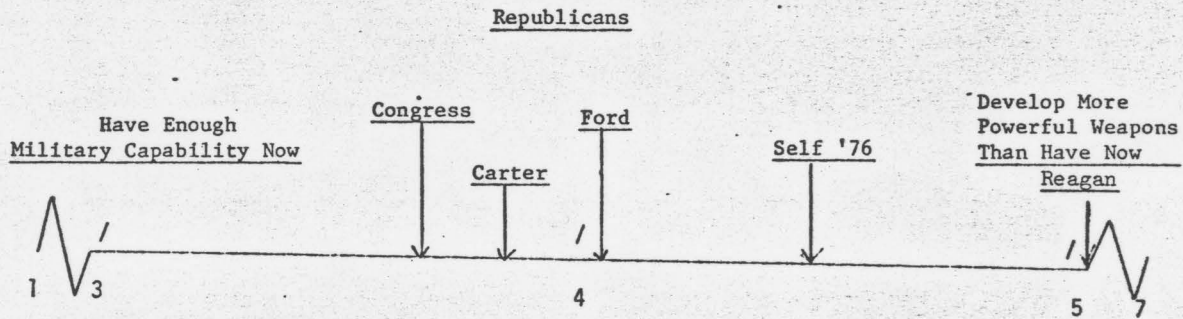
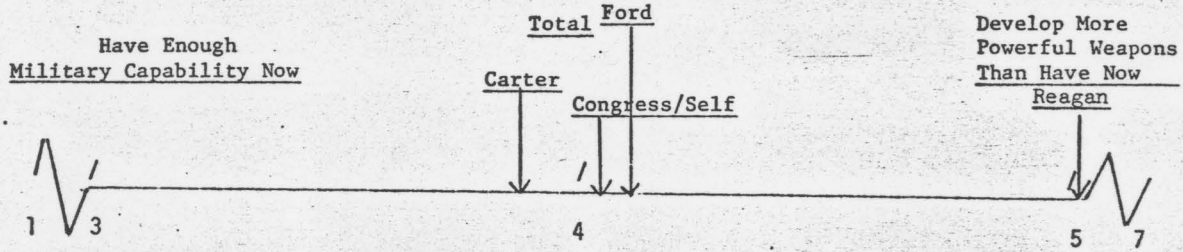
Who do you think is most responsible for this?

	Voter Type				Region II							
	Total	Rep.	T-S	Dem.	New England	Mid-Atlantic	East North Central	West North Central	Border	Deep South	Mountain	Pacific
Total	100%	100%	100%	100%	100%	100%	100%	100%	100%	100%	100%	100%
Number of Cases	(1537)	(223)	(459)	(545)	(90)	(288)	(297)	(127)	(133)	(328)	(69)	(206)
<u>Rate U.S. Military Power Compared to Soviet Union</u>												
Stronger	21	23	17	23	36	23	18	22	21	21	22	17
Equal	40	39	43	39	37	38	42	47	36	37	42	41
Not as strong as	29	29	31	27	22	28	27	23	36	27	29	34
Don't know	10	9	8	11	6	10	12	8	7	15	6	8
<u>U.S. Power Compared to Soviet Union - Who Responsible</u>												
President Ford	11	13	10	12	10	11	11	10	13	14	11	10
Former President Nixon	11	10	10	12	18	10	12	9	16	11	12	8
Congress	32	37	38	31	21	37	32	31	28	32	28	31
Democrats	4	5	3	5	3	5	4	3	6	4	--	4
Secretary of State Kissinger	12	16	9	13	19	12	10	10	19	10	14	12
Other	19	13	22	17	17	14	20	23	22	13	33	22
Don't know	19	18	17	16	14	20	23	20	17	22	8	17
<u>Stronger Than</u>												
President Ford	13	13	12	13	16	16	11	4	16	16	8	11
Former President Nixon	9	8	9	8	--	10	17	11	21	7	9	--
Congress	26	32	26	34	18	25	30	25	19	24	32	34
Democrats	9	7	4	12	--	12	10	7	9	12	--	6
Secretary of State Kissinger	11	16	5	11	27	9	5	7	25	8	9	8
Other	20	18	29	14	23	15	22	25	20	12	46	27
Don't know	16	19	17	12	17	18	9	21	16	23	--	14
<u>Equal To</u>												
President Ford	9	17	10	9	5	10	8	10	15	10	8	9
Former President Nixon	12	12	11	12	34	10	10	7	15	14	9	7
Congress	32	42	36	31	23	37	32	30	25	35	32	29
Democrats	3	3	4	2	6	3	3	2	6	2	--	5
Secretary of State Kissinger	13	7	13	16	13	12	11	15	20	13	7	13
Other	17	10	21	17	11	15	18	18	21	12	30	21
Don't know	22	20	20	17	11	23	29	22	24	20	13	21
<u>Not as Strong as</u>												
President Nixon	13	9	10	15	7	7	16	17	9	18	17	10
Former President Nixon	12	9	8	16	19	10	12	10	13	10	18	13
Congress	35	35	49	29	22	48	33	38	35	33	19	32
Democrats	2	7	1	2	4	4	1	3	5	1	--	2
Secretary of State Kissinger	12	29	7	11	15	15	10	3	16	7	29	12
Other	19	14	21	19	19	11	20	31	24	15	28	21
Don't know	17	16	14	17	14	17	22	14	11	24	7	13

MARKET OPINION RESEARCH

Some people think it is necessary for us to develop more powerful weapons to remain equal in military strength to China and Russia. Others think it is not particularly important to develop more powerful weapons because we already have enough military capability to destroy any nation many times over.

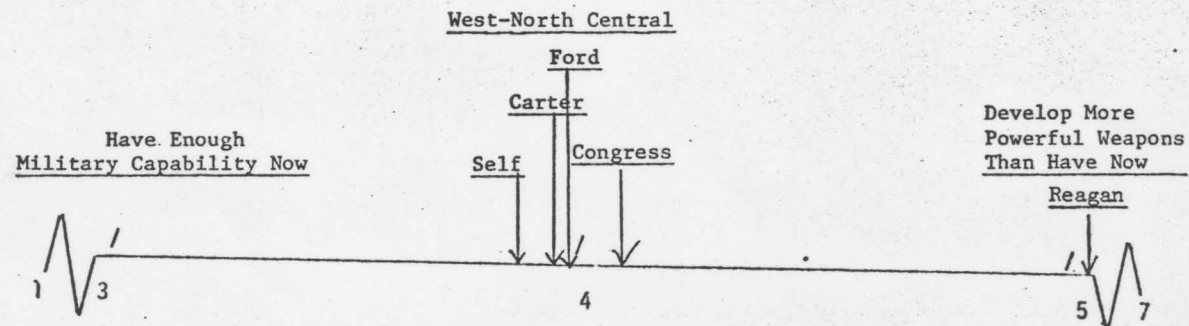
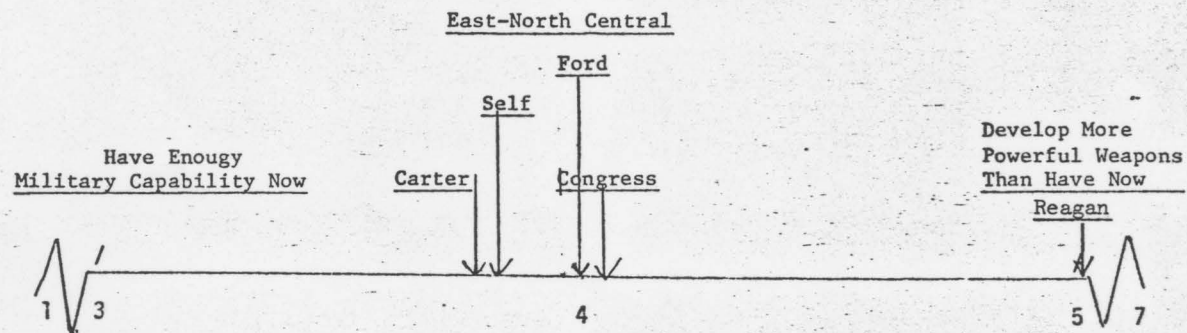
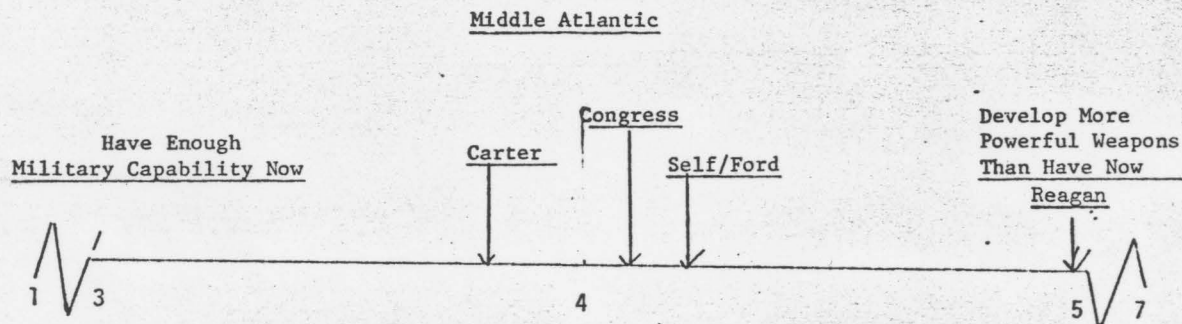

Where would you place yourself, Jimmy Carter and Congress?



MARKET OPINION RESEARCH

Some people think it is necessary for us to develop more powerful weapons to remain equal in military strength to China and Russia. Others think it is not particularly important to develop more powerful weapons because we already have enough military capability to destroy any nation many times over.

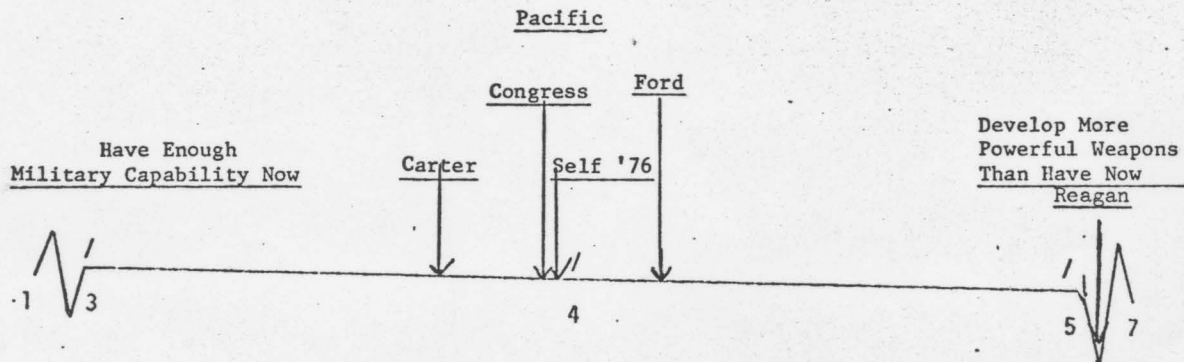
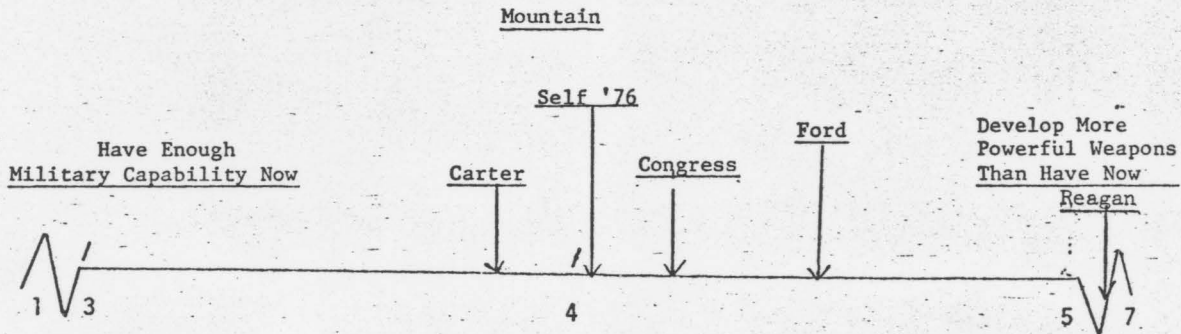
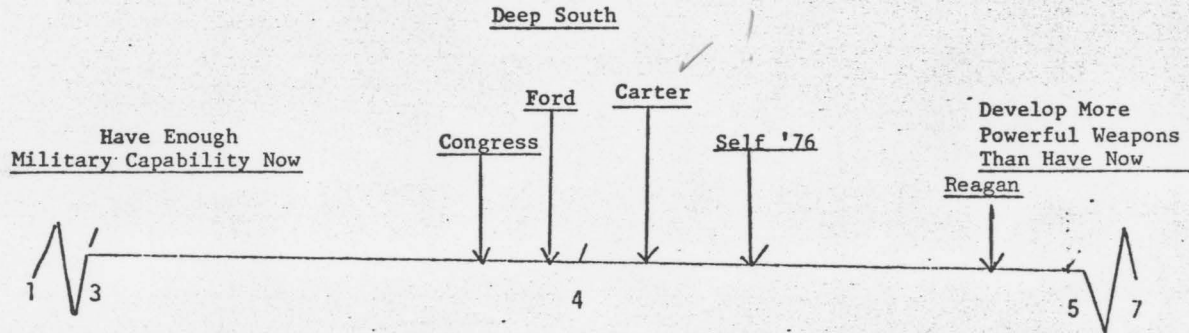
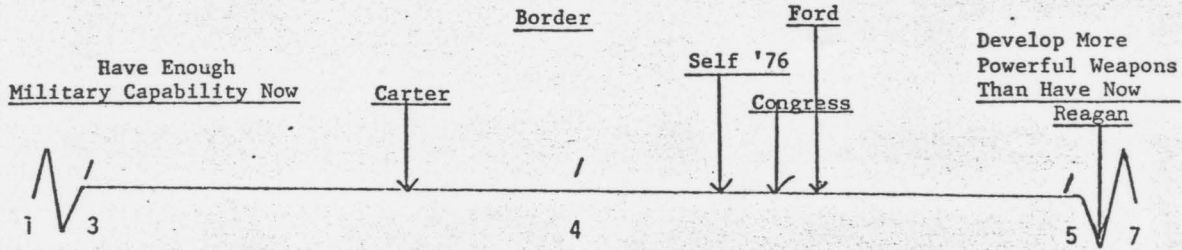
Where would you place yourself, Jimmy Carter and Congress?



MARKET OPINION RESEARCH

Some people think it is necessary for us to develop more powerful weapons to remain equal in military strength to China and Russia. Others think it is not particularly important to develop more powerful weapons because we already have enough military capability to destroy any nation many times over.

Where would you place yourself, Jimmy Carter and Congress?



U.S. NATIONAL (FIELD 6-11/6-28, 1976)

Q7+7A COMPARED TO THE SOVIET UNION -
 HOW WOULD YOU RATE THE MILITARY POWER OF
 THE U.S./WHO DO YOU THINK IS MOST RESPONSIBLE FOR
 THE MILITARY POWER OF THE U.S. BEING - STRONGER/
 EQUAL/NOT AS STRONG AS - THE SOVIET UNION

BREAK ONE	REGION I										REGION II				
	TOTAL	REP	T-S	DEM	EAST	MID- WEST	SOUTH	NEW ENG	MID ATL	E-N CENT	W-N CENT	BORDER	DEEP SOUTH	MOUNT	PAC
COL 61-62 TOTAL	1537	223	459	545	378	424	461	90	288	297	127	133	328	69	206
	100.	100.	100.	100.	100.	100.	100.	100.	100.	100.	100.	100.	100.	100.	100.
Q7 RATE U.S. MILITARY POWER COMPARED TO SOVIET UNION															
1. STRONGER	329	51	79	124	99	82	97	32	67	54	28	28	69	15	36
	21.	23.	17.	23.	26.	19.	21.	36.	23.	18.	22.	21.	21.	22.	17.
2. EQUAL	612	88	200	212	143	186	169	33	110	126	60	47	122	29	85
	40.	39.	43.	39.	38.	44.	37.	37.	38.	42.	47.	36.	37.	42.	41.
3. NOT AS STRONG AS	439	65	144	148	102	110	138	20	82	81	29	48	90	20	69
	29.	29.	31.	27.	27.	26.	30.	22.	28.	27.	23.	36.	27.	29.	34.
0. DON'T KNOW	157	19	36	61	34	46	57	5	29	36	10	9	48	4	16
	10.	9.	8.	11.	9.	11.	12.	6.	10.	12.	8.	7.	15.	6.	8.
Q7A U.S. POWER COMPARED TO SOVIET UNION-WHO RESPONSIBLE	1381	204	423	484	344	378	404	85	259	261	117	124	280	64	190
	100.	100.	100.	100.	100.	100.	100.	100.	100.	100.	100.	100.	100.	100.	100.
PRESIDENT FORD	158	27	44	56	36	41	55	8	28	29	12	16	40	7	19
	11.	13.	10.	12.	11.	11.	14.	10.	11.	11.	10.	13.	14.	11.	10.
FORMER PRESIDENT NIXON	154	20	40	59	41	41	50	15	26	31	10	19	30	8	15
	11.	10.	10.	12.	12.	11.	12.	18.	10.	12.	9.	16.	11.	12.	8.
CONGRESS	435	76	162	151	115	120	124	18	97	84	36	34	89	18	59
	32.	37.	38.	31.	33.	32.	31.	21.	37.	32.	31.	28.	32.	28.	31.
DEMOCRATS	58	11	14	23	17	15	19	3	14	11	4	8	11		8
	4.	5.	3.	5.	5.	4.	5.	3.	5.	4.	3.	6.	4.		4.
SECRETARY OF STATE KISSINGER	168	33	40	65	47	37	52	16	31	25	12	24	28	9	23
	12.	16.	9.	13.	14.	10.	13.	19.	12.	10.	10.	19.	10.	14.	12.
OTHER	256	27	95	82	51	78	63	15	36	51	27	27	36	21	42
	19.	13.	22.	17.	15.	21.	16.	17.	14.	20.	23.	22.	13.	33.	22.
DON'T KNOW	264	38	72	77	63	82	82	12	51	59	23	21	60	5	32
	19.	18.	17.	16.	18.	22.	20.	14.	20.	23.	20.	17.	22.	8.	17.



14

U.S. NATIONAL (FIELD 6-11/6-28, 1976)

QUES.39A HAVE ENOUGH MILITARY CAPABILITY NOW-
DEVELOP MORE POWERFUL WEAPONS THAN HAVE NOW --
ON A 1 TO 7 SCALE, WHERE WOULD YOU PLACE THE FOLLOWING....

BREAK ONE		REGION I							REGION II							
COL 16	TOTAL	SAMPLE	REP	T-S	DEM	EAST	MID- WEST	SOUTH	NEW ENG	MID ATL	E-N CENT	W-N CENT	BORDER	DEEP SOUTH	MOUNT	PAC
	TOTAL	1537	223	459	545	378	424	461	90	288	297	127	133	328	69	206
		100.	100.	100.	100.	100.	100.	100.	100.	100.	100.	100.	100.	100.	100.	100.
Q39A	WHERE WOULD PLACE - YOURSELF															
1.	HAVE ENOUGH MILITARY CAPABILITY NOW	346	34	88	139	88	106	91	31	57	73	33	31	60	14	47
		22.	15.	19.	26.	23.	25.	20.	34.	20.	25.	26.	23.	18.	21.	23.
2.	TWO RATING	100	9	43	29	34	25	20	10	24	21	4	6	14	2	19
		6.	4.	9.	5.	9.	6.	4.	12.	8.	7.	3.	4.	4.	3.	9.
3.	THREE RATING	98	11	32	38	24	28	23	4	20	19	9	7	16	4	19
		6.	5.	7.	7.	6.	7.	5.	4.	7.	6.	7.	5.	5.	6.	9.
4.	FOUR RATING	230	38	74	67	59	67	69	11	48	47	20	15	53	20	16
		15.	17.	16.	12.	16.	16.	15.	13.	17.	16.	16.	11.	16.	29.	8.
5.	FIVE RATING	194	36	66	60	37	59	62	12	25	33	26	25	37	10	27
		13.	16.	14.	11.	10.	14.	13.	13.	9.	11.	20.	19.	11.	14.	13.
6.	SIX RATING	131	17	55	46	26	32	46	5	21	17	15	11	35	8	19
		9.	8.	12.	8.	7.	8.	10.	6.	7.	6.	12.	8.	11.	12.	9.
7.	DEVELOP MORE POWERFUL WEAPONS THAN HAVE NOW	314	59	84	119	84	77	101	14	70	60	17	32	70	9	43
		20.	26.	18.	22.	22.	18.	22.	15.	24.	20.	13.	24.	21.	14.	21.
8.	DON'T KNOW	36	5	7	11	9	7	17	1	8	6	1	3	15		2
		2.	2.	1.	2.	2.	2.	4.	1.	3.	2.	1.	2.	5.		1.
8.	HAVEN'T THOUGHT ABOUT	90	15	11	36	17	25	31	2	15	22	3	5	27	1	15
		6.	7.	2.	7.	5.	6.	7.	3.	5.	7.	2.	3.	8.	2.	7.
	AVERAGE	4.04	4.57	4.10	3.99	3.96	3.89	4.29	3.39	4.14	3.88	3.93	4.24	4.33	4.04	3.98
	STANDARD DEVIATION	2.25	2.12	2.15	2.34	2.28	2.23	2.23	2.27	2.27	2.27	2.12	2.28	2.20	1.98	2.30

Q39B+D HAVE ENOUGH MILITARY CAPABILITY NOW-
 DEVELOP MORE POWERFUL WEAPONS THAN HAVE NOW --
 ON A 1 TO 7 SCALE, WHERE WOULD YOU PLACE THE FOLLOWING....

BREAK ONE	TOTAL /---VOTER TYPE---//---REGION---//								REGION II-----/						
	SAMPLE	REP	T-S	DEM	EAST	MID- WEST	SOUTH	NEW ENG	MID ATL	E-N CENT	W-N	BORDER	DEEP SOUTH	MOUNT	PAC
COL 17+19 TOTAL	1447 100.	208 100.	448 100.	509 100.	361 100.	399 100.	430 100.	88 100.	273 100.	275 100.	124 100.	129 100.	301 100.	67 100.	191 100.
Q39B WHERE WOULD PLACE - GERALD FORD															
1. HAVE ENOUGH MILITARY CAPABILITY NOW	139 10.	20 10.	38 9.	54 11.	29 8.	45 11.	41 10.	10 12.	19 7.	33 12.	12 10.	11 8.	30 10.	5 7.	18 10.
2. TWO RATING	122 8.	22 11.	40 9.	40 8.	34 9.	35 9.	36 8.	8 9.	26 10.	26 9.	9 7.	10 8.	26 9.	3 4.	14 7.
3. THREE RATING	149 10.	16 8.	55 12.	49 10.	41 11.	42 10.	42 10.	5 6.	36 13.	22 8.	20 16.	9 7.	33 11.	7 10.	18 9.
4. FOUR RATING	289 20.	45 21.	88 20.	98 19.	69 19.	84 21.	83 19.	18 20.	51 19.	54 20.	30 24.	29 23.	53 18.	14 22.	39 20.
5. FIVE RATING	237 16.	37 18.	86 19.	84 17.	60 17.	60 15.	72 17.	16 18.	44 16.	41 15.	19 15.	22 17.	49 16.	13 19.	32 17.
6. SIX RATING	143 10.	17 8.	50 11.	51 10.	35 10.	30 7.	39 9.	8 10.	27 10.	18 6.	12 10.	18 14.	20 7.	12 17.	27 14.
7. DEVELOP MORE POWERFUL WEAPONS THAN HAVE NOW	149 10.	20 10.	35 8.	54 11.	38 10.	42 10.	47 11.	11 12.	27 10.	32 12.	10 8.	22 17.	25 8.	5 7.	18 9.
0. DON'T KNOW	221 15.	32 15.	57 13.	78 15.	54 15.	62 16.	71 16.	11 13.	43 16.	50 18.	12 10.	7 5.	64 21.	9 14.	25 13.
AVERAGE	4.13	4.06	4.11	4.13	4.16	4.00	4.15	4.18	4.15	4.00	3.99	4.51	3.95	4.41	4.24
STANDARD DEVIATION	1.80	1.79	1.70	1.84	1.77	1.83	1.82	1.89	1.74	1.90	1.69	1.84	1.80	1.63	1.78

Q39D WHERE WOULD PLACE - RONALD REAGAN															
1. HAVE ENOUGH MILITARY CAPABILITY NOW	65 4.	5 2.	13 3.	30 6.	17 5.	16 4.	20 5.	2 2.	15 5.	12 4.	4 3.	3 3.	17 6.	1 2.	10 5.
2. TWO RATING	44 3.	4 2.	18 4.	11 2.	10 3.	8 2.	20 5.	4 4.	6 2.	5 2.	3 2.	7 5.	14 5.	1 2.	5 3.
3. THREE RATING	67 5.	12 6.	20 4.	23 4.	21 6.	22 5.	17 4.	3 3.	18 7.	18 6.	4 3.	1 1.	16 5.	3 4.	5 3.
4. FOUR RATING	176 12.	26 13.	63 14.	49 10.	51 14.	52 13.	49 11.	18 20.	33 12.	31 11.	21 17.	13 10.	36 12.	8 11.	16 8.
5. FIVE RATING	171 12.	34 16.	52 12.	57 11.	42 12.	55 14.	40 9.	8 9.	34 12.	35 13.	20 16.	15 12.	25 8.	8 12.	27 14.
6. SIX RATING	222 15.	40 19.	78 17.	86 17.	54 15.	50 13.	70 16.	12 13.	42 15.	31 11.	19 15.	30 24.	40 13.	9 13.	39 20.
7. DEVELOP MORE POWERFUL WEAPONS THAN HAVE NOW	344 24.	39 19.	107 24.	140 28.	75 21.	93 23.	92 21.	22 25.	53 19.	61 22.	32 26.	39 30.	53 18.	22 33.	62 33.
0. DON'T KNOW	358 25.	49 23.	96 21.	113 22.	92 25.	104 26.	121 28.	20 23.	72 26.	83 30.	21 17.	21 16.	100 33.	15 22.	27 14.
AVERAGE	5.19	5.23	5.24	5.30	5.05	5.18	5.10	5.17	5.00	5.12	5.28	5.56	4.84	5.62	5.50
STANDARD DEVIATION	1.77	1.51	1.67	1.82	1.76	1.71	1.84	1.69	1.81	1.77	1.61	1.59	1.92	1.51	1.72

U.S. NATIONAL (FIELD 6-11/6-28, 1976)

Q39C+E HAVE ENOUGH MILITARY CAPABILITY NOW-
DEVELOP MORE POWERFUL WEAPONS THAN HAVE NOW --
ON A 1 TO 7 SCALE, WHERE WOULD YOU PLACE THE FOLLOWING....

BREAK ONE	TOTAL	VOTER TYPE							REGION II							
		REP	T-S	DEM	EAST	MID- WEST	SOUTH	NEW ENG	MID ATL	E-N CENT	W-N CENT	BORDER	DEEP SOUTH	MOUNT	PAC	
COL 18+20 TOTAL	1447 100.	208 100.	448 100.	509 100.	361 100.	399 100.	430 100.	88 100.	273 100.	275 100.	124 100.	129 100.	301 100.	67 100.	191 100.	
Q39C WHERE WOULD PLACE - JIMMY CARTER																
1. HAVE ENOUGH MILITARY CAPABILITY NOW	90 6.	9 4.	26 6.	34 7.	22 6.	26 7.	31 7.	7 8.	15 5.	22 8.	4 3.	15 11.	16 5.	1 2.	10 5.	
2. TWO RATING	77 5.	10 5.	30 7.	24 5.	21 6.	22 5.	17 4.	5 5.	16 6.	13 5.	9 7.	7 6.	10 3.	4 6.	14 7.	
3. THREE RATING	150 10.	17 8.	53 12.	57 11.	33 9.	46 11.	36 8.	1 1.	32 12.	30 11.	16 13.	13 10.	23 8.	8 12.	27 14.	
4. FOUR RATING	309 21.	45 21.	85 19.	120 24.	74 21.	84 21.	96 22.	23 26.	51 19.	55 20.	29 23.	27 21.	68 23.	15 22.	41 21.	
5. FIVE RATING	146 10.	17 8.	62 14.	47 9.	37 10.	42 11.	42 10.	13 15.	23 8.	31 11.	11 9.	11 8.	31 10.	6 8.	20 10.	
6. SIX RATING	85 6.	9 4.	25 6.	30 6.	22 6.	20 5.	35 8.	8 9.	14 5.	12 5.	8 6.	12 9.	23 8.	3 4.	4 2.	
7. DEVELOP MORE POWERFUL WEAPONS THAN HAVE NOW	58 4.	5 2.	13 3.	25 5.	15 4.	19 5.	13 3.	4 5.	11 4.	13 5.	6 5.	2 2.	11 4.	1 2.	8 4.	
0. DON'T KNOW	532 37.	97 46.	155 34.	172 34.	137 38.	140 35.	160 37.	26 30.	111 41.	99 36.	41 33.	42 33.	118 39.	29 44.	66 35.	
AVERAGE	3.91	3.88	3.86	3.93	3.93	3.89	3.96	4.15	3.85	3.84	3.99	3.64	4.10	3.89	3.73	
STANDARD DEVIATION	1.57	1.43	1.53	1.57	1.60	1.58	1.57	1.63	1.57	1.63	1.48	1.67	1.54	1.26	1.49	

Q39E WHERE WOULD PLACE -
CONGRESS

1. HAVE ENOUGH MILITARY CAPABILITY NOW	102 7.	20 10.	29 7.	36 7.	24 7.	29 7.	32 8.	6 7.	18 7.	24 9.	5 4.	5 4.	27 9.	3 4.	14 7.
2. TWO RATING	86 6.	14 7.	29 7.	31 6.	24 7.	20 5.	26 6.	4 4.	20 7.	14 5.	6 5.	6 5.	20 7.	3 5.	13 7.
3. THREE RATING	195 13.	36 17.	67 15.	55 11.	37 10.	60 15.	58 14.	7 8.	30 11.	36 13.	24 19.	23 18.	35 12.	6 8.	33 17.
4. FOUR RATING	374 26.	41 20.	132 29.	136 27.	104 29.	89 22.	104 24.	36 41.	68 25.	55 20.	34 27.	30 23.	74 25.	25 37.	51 27.
5. FIVE RATING	159 11.	29 14.	48 11.	62 12.	50 15.	40 10.	25 6.	9 11.	43 16.	25 9.	15 12.	12 10.	13 4.	12 17.	31 16.
6. SIX RATING	134 9.	14 7.	46 10.	50 10.	30 8.	41 10.	47 11.	6 7.	24 9.	30 11.	11 9.	19 15.	28 9.	4 6.	12 6.
7. DEVELOP MORE POWERFUL WEAPONS THAN HAVE NOW	99 7.	7 3.	19 4.	48 9.	22 6.	27 7.	32 7.	5 6.	17 6.	20 7.	7 6.	13 10.	19 6.	4 6.	13 7.
0. DON'T KNOW	299 21.	48 23.	78 17.	91 18.	66 18.	93 23.	105 24.	13 15.	53 19.	71 26.	22 18.	19 15.	86 28.	11 17.	24 13.
AVERAGE	4.04	3.71	3.96	4.19	4.07	4.05	4.03	4.04	4.08	4.04	4.07	4.36	3.86	4.19	3.96
STANDARD DEVIATION	1.63	1.59	1.51	1.69	1.56	1.66	1.70	1.45	1.60	1.77	1.44	1.62	1.73	1.37	1.55

U.S. NATIONAL (FIELD 6 /6-28, 1976)

Q56 KEEPING THE U.S. OUT OF WAR --
RANK HOW IMPORTANT THIS PROBLEM/ISSUE
FACING THE COUNTRY IS TO YOU....

BREAK ONE	TOTAL /---VOTER TYPE---//---REGION I---//---REGION II---//														
	SAMPLE	REP	T-S	DEM	EAST	MID- WEST	SOUTH	NEW ENG	MID ATL	E-N CENT	W-N CENT	BORDER	DEEP SOUTH	MOUNT	PAC
COL 42-43 TOTAL	1537 100.	223 100.	459 100.	545 100.	378 100.	424 100.	461 100.	90 100.	288 100.	297 100.	127 100.	133 100.	328 100.	69 100.	206 100.
RANKED 1ST	216 14.	37 17.	54 12.	72 13.	62 16.	60 14.	62 13.	17 19.	45 16.	36 12.	24 19.	16 12.	46 14.	6 9.	26 13.
RANKED 2ND	128 8.	16 7.	44 10.	32 6.	28 7.	38 9.	34 7.	6 6.	22 8.	23 8.	15 12.	9 7.	25 8.	5 7.	23 11.
RANKED 3RD	137 9.	23 10.	45 10.	41 8.	30 8.	34 8.	46 10.	8 9.	22 8.	23 8.	11 9.	17 13.	30 9.	5 8.	22 10.
RANKED 4TH	135 9.	22 10.	36 8.	44 8.	30 8.	29 7.	51 11.	9 10.	21 7.	22 7.	7 6.	16 12.	34 10.	3 4.	22 11.
RANKED 5TH	150 10.	24 11.	35 8.	62 11.	30 8.	45 11.	48 10.	5 6.	25 9.	31 10.	14 11.	17 13.	31 9.	5 7.	22 11.
RANKED 6TH	174 11.	26 12.	50 11.	72 13.	47 12.	47 11.	53 11.	6 7.	41 14.	38 13.	9 7.	13 10.	40 12.	11 16.	17 8.
RANKED 7TH	165 11.	24 11.	60 13.	54 10.	40 10.	48 11.	49 11.	15 16.	25 9.	35 12.	13 10.	18 14.	31 10.	10 15.	17 8.
RANKED 8TH	155 10.	22 10.	42 9.	55 10.	36 10.	42 10.	47 10.	8 9.	28 10.	31 10.	11 9.	7 6.	39 12.	8 12.	22 11.
RANKED 9TH	148 10.	18 8.	53 12.	57 11.	47 12.	40 9.	33 7.	10 11.	37 13.	30 10.	10 8.	13 9.	21 6.	6 9.	21 10.
RANKED 10TH	121 8.	12 5.	39 8.	50 9.	25 7.	37 9.	35 8.	6 6.	19 7.	25 8.	12 9.	7 5.	29 9.	9 13.	14 7.
DON'T KNOW/NOT STATED	9 1.		2 *	5 1.	3 1.	5 1.	2 *		3 1.	4 1.	1 1.		2 1.		
AVERAGE	5.33	5.04	5.50	5.58	5.34	5.39	5.23	5.21	5.38	5.56	4.98	5.12	5.29	6.06	5.16
STANDARD DEVIATION	2.89	2.79	2.90	2.86	2.94	2.91	2.79	3.00	2.92	2.83	3.07	2.67	2.86	2.79	2.86

U.S. NATIONAL (FIELD 6-11/6-28, 1976)

QUESTIONS 5E+F+G+H RANK HOW IMPORTANT THE
 FOLLOWING PROBLEMS/ISSUES FACING THE
 COUNTRY ARE TO YOU....

BREAK ONE	TOTAL		VOTER TYPE				REGION I			REGION II						
	SAMPLE	REP	T-S	DEM	EAST	MID- WEST	SOUTH	NEW ENG	MID ATL	E-N CENT	W-N CENT	BORDER	DEEP SOUTH	MOUNT	PAC	
COL 38-45 TOTAL	1537	223	459	545	378	424	461	90	288	297	127	133	328	69	206	
	100.	100.	100.	100.	100.	100.	100.	100.	100.	100.	100.	100.	100.	100.	100.	
Q5E PROVIDING QUALITY EDUCATION																
ONE-FIVE RANKING	649	84	197	252	168	167	196	47	121	123	44	63	133	28	89	
	42.	38.	43.	46.	44.	39.	43.	52.	42.	42.	35.	47.	41.	41.	43.	
SIX-TEN RANKING	877	139	259	287	207	250	263	43	164	168	82	70	193	40	117	
	57.	62.	56.	53.	55.	59.	57.	48.	57.	57.	65.	53.	59.	59.	57.	
DON'T KNOW/NOT STATED	11		3	5	3	6	2		3	5	1		2			
	1.		1.	1.	1.	2.	*		1.	2.	1.		1.			
Q5F FORMULATING FARM POLICY																
ONE-FIVE RANKING	158	29	51	56	28	60	43	5	23	37	23	12	31	8	20	
	10.	13.	11.	10.	7.	14.	9.	6.	8.	12.	18.	9.	9.	12.	9.	
SIX-TEN RANKING	1370	194	407	483	347	359	416	85	262	256	103	121	295	61	187	
	89.	87.	89.	89.	92.	85.	90.	94.	91.	86.	81.	91.	90.	88.	91.	
DON'T KNOW/NOT STATED	10		2	5	3	5	2		3	4	1		2			
	1.		*	1.	1.	1.	*		1.	1.	1.		1.			
Q5G KEEPING THE U.S. OUT OF WAR																
ONE-FIVE RANKING	765	122	214	251	181	205	241	45	135	134	71	75	166	24	114	
	50.	54.	47.	46.	48.	48.	52.	50.	47.	45.	56.	56.	51.	35.	56.	
SIX-TEN RANKING	763	101	243	288	195	214	218	45	150	159	55	58	160	45	92	
	50.	46.	53.	53.	51.	50.	47.	50.	52.	54.	43.	44.	49.	65.	44.	
DON'T KNOW/NOT STATED	9		2	5	3	5	2		3	4	1		2			
	1.		*	1.	1.	1.	*		1.	1.	1.		1.			
Q5H SOLVING THE ENERGY CRISIS																
ONE-FIVE RANKING	590	77	184	212	132	149	185	33	99	94	55	52	133	30	94	
	38.	35.	40.	39.	35.	35.	40.	36.	34.	32.	43.	39.	41.	44.	46.	
SIX-TEN RANKING	938	146	273	327	243	270	274	57	186	199	71	81	193	39	112	
	61.	65.	60.	60.	64.	64.	59.	64.	65.	67.	56.	61.	59.	56.	54.	
DON'T KNOW/NOT STATED	9		2	5	3	5	2		3	4	1		2			
	1.		*	1.	1.	1.	*		1.	1.	1.		1.			

U.S. NATIONAL (FIELD 6-16-28, 1976)

Q6D+E+F HOW INTERESTED HAVE YOU BEEN

IN KEEPING UP WITH THE FOLLOWING ISSUES....

BREAK ONE	TOTAL /---VOTER TYPE---//				REGION I				REGION II						
	SAMPLE	REP	T-S	DEM	EAST	MID- WEST	SOUTH	NEW ENG	MID ATL	E-N CENT	W-N CENT	BORDER	DEEP SOUTH	MOUNT	PAC
COL 53-55 TOTAL	1537 100.	223 100.	459 100.	545 100.	378 100.	424 100.	461 100.	90 100.	288 100.	297 100.	127 100.	133 100.	328 100.	69 100.	206 100.
Q6D GUN CONTROL ISSUE															
1. VERY INTERESTED	816 53.	133 60.	240 52.	291 53.	197 52.	224 53.	244 53.	53 59.	144 50.	163 55.	61 48.	77 58.	168 51.	38 55.	112 54.
2. SOMEWHAT INTERESTED	465 30.	56 25.	142 31.	170 31.	133 35.	116 27.	133 29.	27 30.	106 37.	74 25.	42 33.	33 25.	100 31.	19 28.	63 31.
3. NOT VERY INTERESTED	240 16.	32 14.	69 15.	81 15.	44 12.	79 19.	78 17.	9 10.	35 12.	56 19.	23 18.	23 17.	55 17.	10 15.	30 14.
0. DON'T KNOW	17 1.	1 1.	8 2.	3 1.	4 1.	5 1.	6 1.	1 1.	3 1.	4 1.	1 1.	1 1.	5 1.	2 2.	1 1.
Q6E BUDGET DEBATE BETWEEN FORD + CONGRESS															
1. VERY INTERESTED	370 24.	65 29.	129 28.	129 24.	84 22.	91 22.	126 27.	20 22.	64 22.	71 24.	20 16.	42 32.	84 26.	21 31.	48 23.
2. SOMEWHAT INTERESTED	604 39.	81 36.	191 42.	213 39.	173 46.	159 37.	159 35.	44 49.	129 45.	107 36.	52 41.	46 34.	113 35.	23 34.	90 44.
3. NOT VERY INTERESTED	469 30.	59 26.	120 26.	179 33.	107 28.	140 33.	144 31.	23 25.	84 29.	93 31.	47 37.	37 28.	107 33.	22 32.	56 27.
0. DON'T KNOW	94 6.	19 8.	18 4.	24 4.	14 4.	34 8.	31 7.	3 4.	11 4.	26 9.	8 6.	9 6.	23 7.	2 3.	12 6.
Q6F OUR POLICY OF DETENTE WITH THE SOVIET UNION															
1. VERY INTERESTED	463 30.	78 35.	162 35.	150 27.	104 28.	119 28.	134 29.	16 18.	88 31.	83 28.	36 28.	42 31.	92 28.	26 38.	81 39.
2. SOMEWHAT INTERESTED	554 36.	80 36.	172 37.	192 35.	143 38.	148 35.	154 34.	35 39.	108 37.	97 33.	51 40.	43 32.	112 34.	30 43.	78 38.
3. NOT VERY INTERESTED	426 28.	49 22.	109 24.	172 32.	111 29.	125 29.	140 30.	35 39.	76 26.	93 31.	32 25.	39 29.	101 31.	12 18.	37 18.
0. DON'T KNOW	95 6.	16 7.	16 4.	31 6.	19 5.	32 8.	32 7.	3 3.	16 6.	24 8.	8 6.	10 7.	23 7.	1 1.	10 5.

U.S. NATIONAL (FIELD 6-7-28, 1976)

Q6G+H+I+J HOW INTERESTED HAVE YOU BEEN

IN KEEPING UP WITH THE FOLLOWING ISSUES....

BREAK ONE	TOTAL /---VOTER TYPE---//---REGION I---//								---REGION II---//						
	SAMPLE	REP	T-S	DEM	EAST	MID- WEST	SOUTH	NEW ENG	MID ATL	E-N CENT	W-N CENT	BORDER	DEEP SOUTH	MOUNT	PAC
COL 56-59 TOTAL	1537	223	459	545	378	424	461	90	288	297	127	133	328	69	206
	100.	100.	100.	100.	100.	100.	100.	100.	100.	100.	100.	100.	100.	100.	100.
Q6G THE NATIONAL DEFENSE ISSUE															
1. VERY INTERESTED	677	122	219	216	148	177	208	36	112	121	56	64	144	39	105
	44.	55.	48.	40.	39.	42.	45.	40.	39.	41.	44.	48.	44.	57.	51.
2. SOMEWHAT INTERESTED	599	75	188	227	158	158	184	39	119	110	48	54	130	20	78
	39.	34.	41.	42.	42.	37.	40.	43.	41.	37.	38.	41.	40.	30.	38.
3. NOT VERY INTERESTED	205	14	47	83	58	69	51	15	43	52	17	9	42	8	18
	13.	6.	10.	15.	15.	16.	11.	17.	15.	18.	13.	7.	13.	12.	9.
0. DON'T KNOW	57	11	5	19	14	20	18		14	14	6	5	12	1	5
	4.	5.	1.	4.	4.	5.	4.		5.	5.	5.	4.	4.	1.	2.
Q6H THE BUSING ISSUE															
1. VERY INTERESTED	678	96	214	249	153	179	233	39	114	125	54	70	163	28	86
	44.	43.	47.	46.	41.	42.	50.	44.	40.	42.	43.	52.	50.	41.	42.
2. SOMEWHAT INTERESTED	464	72	134	162	128	115	129	31	97	79	36	43	86	20	72
	30.	32.	29.	30.	34.	27.	28.	34.	34.	26.	28.	32.	26.	30.	35.
3. NOT VERY INTERESTED	362	48	103	122	87	119	90	19	68	85	34	18	73	20	45
	24.	22.	22.	22.	23.	28.	20.	21.	24.	29.	27.	13.	22.	30.	22.
0. DON'T KNOW	34	7	8	12	10	11	9	1	9	8	3	3	6		4
	2.	3.	2.	2.	3.	3.	2.	1.	3.	3.	2.	2.	2.		2.
Q6I WHO THE REPUBLICAN PRESIDENTIAL NOMINEE WILL BE															
1. VERY INTERESTED	677	149	245	168	148	202	196	38	110	136	66	63	133	36	94
	44.	67.	53.	31.	39.	48.	43.	43.	38.	46.	52.	48.	40.	53.	46.
2. SOMEWHAT INTERESTED	389	46	106	151	102	94	127	26	76	68	26	31	96	15	51
	25.	21.	23.	28.	27.	22.	28.	29.	26.	23.	20.	23.	29.	22.	25.
3. NOT VERY INTERESTED	446	23	103	216	122	118	131	25	97	84	34	39	92	17	58
	29.	10.	22.	40.	32.	28.	28.	28.	34.	28.	27.	29.	28.	25.	28.
0. DON'T KNOW	26	5	5	10	6	10	7	1	5	9	1		7		3
	2.	2.	1.	2.	2.	2.	2.	1.	2.	3.	1.		2.		1.
Q6J WHO THE DEMOCRATIC PRESIDENTIAL NOMINEE WILL BE															
1. VERY INTERESTED	845	94	262	358	188	232	256	48	140	158	74	74	182	37	132
	55.	42.	57.	66.	50.	55.	55.	53.	49.	53.	58.	55.	56.	54.	64.
2. SOMEWHAT INTERESTED	394	64	113	123	110	108	120	27	83	75	33	38	82	14	42
	26.	28.	25.	23.	29.	25.	26.	30.	29.	25.	26.	29.	25.	20.	21.
3. NOT VERY INTERESTED	280	62	81	59	75	78	80	15	60	59	19	21	59	16	31
	18.	28.	18.	11.	20.	18.	17.	16.	21.	20.	15.	16.	18.	24.	15.
0. DON'T KNOW	19	4	4	5	6	6	5	1	5	5	1		5	1	1
	1.	2.	1.	1.	2.	1.	1.	1.	2.	2.	1.		1.	2.	*

U.S. NATIONAL (FIELD 6-16-28, 1976)

Q8A+B+C IN THE EVENT A NATION IS ATTACKED BY
COMMUNIST-BACKED FORCES, THERE ARE SEVERAL THINGS
THE U.S. CAN DO ABOUT IT - WHAT ACTION WOULD YOU
WANT TO SEE THE U.S. TAKE IF THE FOLLOWING
COUNTRIES WERE ATTACKED....

BREAK ONE	REGION I										REGION II				
	TOTAL	VOTER TYPE			REGION I			NEW	MID	E-N	REGION II		DEEP	MOUNT	PAC
COL 63-65 TOTAL	SAMPLE	REP	T-S	DEM	EAST	MID- WEST	SOUTH	ENG	ATL	CENT	W-N CENT	BORDER	SOUTH	MOUNT	PAC
	1537	223	459	545	378	424	461	90	288	297	127	133	328	69	206
	100.	100.	100.	100.	100.	100.	100.	100.	100.	100.	100.	100.	100.	100.	100.
Q8A ENGLAND IS ATTACKED															
1. SEND AMERICAN TROOPS	590	86	226	189	135	156	165	29	106	95	61	49	116	36	99
	38.	39.	49.	35.	36.	37.	36.	32.	37.	32.	48.	37.	35.	52.	48.
2. SEND SUPPLIES/ NO TROOPS	533	85	130	202	157	124	167	44	113	92	32	56	111	19	67
	35.	38.	28.	37.	41.	29.	36.	49.	39.	31.	25.	42.	34.	27.	33.
3. REFUSE TO GET INVOLVED	325	35	84	127	73	114	99	21	52	88	26	22	78	10	30
	21.	16.	18.	23.	19.	27.	22.	23.	18.	30.	20.	16.	24.	14.	14.
0. DON'T KNOW	97	17	21	32	19	31	31		19	23	8	6	25	4	12
	6.	8.	5.	6.	5.	7.	7.		7.	8.	6.	5.	8.	6.	6.
Q8B ISRAEL IS ATTACKED															
1. SEND AMERICAN TROOPS	218	32	73	74	60	45	68	9	51	30	15	16	52	12	33
	14.	14.	16.	14.	16.	11.	15.	10.	18.	10.	12.	12.	16.	17.	16.
2. SEND SUPPLIES/ NO TROOPS	673	104	205	240	171	169	195	37	134	98	71	61	134	34	102
	44.	46.	45.	44.	45.	40.	42.	42.	47.	33.	56.	46.	41.	50.	50.
3. REFUSE TO GET INVOLVED	532	67	151	192	124	173	160	44	80	136	37	46	115	17	58
	35.	30.	33.	35.	33.	41.	35.	49.	28.	46.	29.	34.	35.	25.	28.
0. DON'T KNOW	121	20	32	41	25	37	40	1	24	33	4	12	28	5	14
	8.	9.	7.	8.	7.	9.	9.	1.	8.	11.	3.	9.	9.	8.	7.
Q8C JAPAN IS ATTACKED															
1. SEND AMERICAN TROOPS	257	33	98	77	64	66	60	15	49	38	28	15	45	16	50
	17.	15.	21.	14.	17.	16.	13.	17.	17.	13.	22.	11.	14.	24.	24.
2. SEND SUPPLIES/ NO TROOPS	528	89	155	186	128	126	174	29	99	82	44	57	117	24	76
	34.	40.	34.	34.	34.	30.	38.	33.	34.	27.	35.	43.	36.	35.	37.
3. REFUSE TO GET INVOLVED	615	80	171	235	156	191	182	42	114	143	48	51	130	21	66
	40.	36.	37.	43.	41.	45.	39.	46.	40.	48.	38.	39.	40.	30.	32.
0. DON'T KNOW	141	21	38	48	31	42	45	5	26	34	8	10	35	7	15
	9.	10.	8.	9.	8.	10.	10.	6.	9.	12.	6.	7.	11.	11.	7.

U.S. NATIONAL (FIELD 6-16-28, 1976)

Q8D+E IN THE EVENT A NATION IS ATTACKED BY
COMMUNIST-BACKED FORCES, THERE ARE SEVERAL THINGS
THE U.S. CAN DO ABOUT IT - WHAT ACTION WOULD YOU
WANT TO SEE THE U.S. TAKE IF THE FOLLOWING
COUNTRIES WERE ATTACKED....

BREAK ONE	TOTAL /---VOTER TYPE---//---REGION I---//											REGION II			
	SAMPLE	REP	T-S	DEM	EAST	MID WEST	SOUTH	NEW ENG	MID ATL	E-N CENT	W-N CENT	BORDER	DEEP SOUTH	MOUNT	PAC
COL 66-67 TOTAL	1537	223	459	545	378	424	461	90	288	297	127	133	328	69	206
	100.	100.	100.	100.	100.	100.	100.	100.	100.	100.	100.	100.	100.	100.	100.
Q8D CANADA IS ATTACKED															
1. SEND AMERICAN TROOPS	954	141	333	318	228	266	271	50	178	169	97	85	186	43	146
	62.	63.	73.	58.	60.	63.	59.	55.	62.	57.	76.	64.	57.	63.	71.
2. SEND SUPPLIES/ NO TROOPS	328	47	77	127	103	64	106	33	70	45	19	31	75	17	38
	21.	21.	17.	23.	27.	15.	23.	36.	24.	15.	15.	23.	23.	25.	18.
3. REFUSE TO GET INVOLVED	198	21	41	84	41	70	64	13	28	62	8	12	52	6	18
	13.	9.	9.	15.	11.	17.	14.	14.	10.	21.	6.	9.	16.	9.	9.
0. DON'T KNOW	75	13	15	22	15	24	26	1	14	20	4	7	19	2	7
	5.	6.	3.	4.	4.	6.	6.	1.	5.	7.	3.	5.	6.	3.	3.
Q8E SOUTH AFRICA IS ATTACKED															
1. SEND AMERICAN TROOPS	134	12	50	37	29	27	42	7	22	20	7	6	36	11	25
	9.	6.	11.	7.	8.	6.	9.	8.	8.	7.	6.	4.	11.	16.	12.
2. SEND SUPPLIES/ NO TROOPS	528	80	156	200	133	140	156	28	105	84	56	54	102	27	73
	34.	36.	34.	37.	35.	33.	34.	31.	36.	28.	44.	41.	31.	39.	35.
3. REFUSE TO GET INVOLVED	738	105	218	269	193	216	213	55	138	159	57	60	154	24	92
	48.	47.	48.	49.	51.	51.	46.	61.	48.	53.	45.	45.	47.	35.	45.
0. DON'T KNOW	141	26	36	42	26	42	51	2	24	35	7	14	37	7	16
	9.	12.	8.	8.	7.	10.	11.	2.	8.	12.	6.	10.	11.	10.	8.

Q27C+D WHICH POLITICAL CANDIDATE(S)
DO THE FOLLOWING DESCRIPTIONS BEST DESCRIBE/
WHICH POLITICAL CANDIDATE(S) IS JUST THE
OPPOSITE OF THE FOLLOWING DESCRIPTIONS....

BREAK ONE	REGION I										REGION II					
	TOTAL	VOTER TYPE			MID-WEST			SOUTH		NEW ENG	MID ATL	E-N CENT	W-N CENT	BORDER	DEEP SOUTH	MOUNT
	SAMPLE	REP	T-S	DEM	EAST	WEST	SOUTH									
COL 24-25+38-39 TOTAL	1537	223	459	545	378	424	461	90	288	297	127	133	328	69	206	
	100.	100.	100.	100.	100.	100.	100.	100.	100.	100.	100.	100.	100.	100.	100.	100.
Q27C KNOWS A GREAT DEAL ABOUT FOREIGN POLICY MATTERS																
CANDIDATE SAME AS...																
REPUBLICANS	657	129	216	186	140	196	197	35	105	132	64	59	139	36	88	
	43.	58.	47.	34.	37.	46.	43.	39.	36.	45.	50.	44.	42.	52.	43.	
CARTER	90	9	25	39	20	27	29	1	19	20	7	7	22	3	11	
	6.	4.	5.	7.	5.	6.	6.	1.	7.	7.	6.	5.	7.	4.	6.	
HUMPHREY	647	68	189	293	167	157	197	39	128	108	49	57	140	31	96	
	42.	30.	41.	54.	44.	37.	43.	43.	44.	36.	39.	43.	45.	45.	46.	
DON'T KNOW	288	37	77	86	85	75	82	17	68	57	18	25	58	10	35	
	19.	16.	17.	16.	23.	18.	18.	19.	24.	19.	14.	19.	18.	15.	17.	
NONE	16	1	9	5	6	2	3	2	4	2			3		5	
	1.	*	2.	1.	2.	*	1.	2.	1.	1.			1.		3.	
CANDIDATE OPPOSITE...																
REPUBLICANS	476	62	132	216	122	125	131	23	99	85	40	47	85	29	68	
	31.	28.	29.	40.	32.	30.	28.	26.	34.	29.	31.	35.	26.	42.	33.	
CARTER	404	55	151	144	91	104	115	22	69	65	39	29	86	27	67	
	26.	25.	33.	26.	24.	25.	25.	24.	24.	22.	31.	22.	26.	40.	32.	
HUMPHREY	114	26	39	25	20	34	38	5	15	28	6	11	27	6	16	
	7.	12.	8.	5.	5.	8.	8.	5.	5.	10.	5.	8.	8.	8.	8.	
DON'T KNOW	691	109	191	210	184	201	206	43	141	150	51	55	151	18	81	
	45.	49.	42.	39.	49.	47.	45.	48.	49.	51.	40.	41.	46.	27.	39.	
NONE	12	3	5	2	2	2	3	1	1	2		1	2	3	3	
	1.	1.	1.	*	1.	*	1.	1.	*	1.		1.	*	4.	1.	

U.S. NATIONAL (FIELD 6-28, 1976)


Q276+H WHICH POLITICAL CANDIDATE(S)
DO THE FOLLOWING DESCRIPTIONS BEST DESCRIBE/
WHICH POLITICAL CANDIDATE(S) IS JUST THE
OPPOSITE OF THE FOLLOWING DESCRIPTIONS....

BREAK ONE	TOTAL /---VOTER TYPE---//-----REGION I-----//-----REGION II-----/															
	SAMPLE	REP	T-S	DEM	EAST	MID- WEST	SOUTH	NEW ENG	MID ATL	E-N CENT	W-N CENT	BORDER	DEEP SOUTH	MOUNT	PAC	
COL 28-29+42-43 TOTAL	1537	223	459	545	378	424	461	90	288	297	127	133	328	69	206	
	100.	100.	100.	100.	100.	100.	100.	100.	100.	100.	100.	100.	100.	100.	100.	
Q276 CAN TRUST NOT TO START A NUCLEAR WAR IF PRESIDENT CANDIDATE SAME AS...																
REPUBLICANS	656	132	225	189	165	176	197	44	121	120	56	58	139	29	90	
	43.	59.	49.	35.	44.	41.	43.	48.	42.	40.	44.	44.	42.	42.	44.	
CARTER	472	64	139	191	120	120	134	29	91	85	35	35	98	25	73	
	31.	29.	30.	35.	32.	28.	29.	32.	32.	29.	28.	27.	30.	36.	35.	
HUMPHREY	462	55	140	206	141	99	109	33	108	63	36	35	74	26	88	
	30.	25.	31.	38.	37.	23.	24.	36.	38.	21.	28.	26.	23.	38.	43.	
DON'T KNOW	447	69	128	135	98	138	132	16	82	102	36	40	92	24	55	
	29.	31.	28.	25.	26.	33.	29.	17.	28.	34.	28.	30.	28.	35.	27.	
NONE	18	1	3	7	3	5	6	1	2	5		2	5	2	2	
	1.	*	1.	1.	1.	1.	1.	1.	1.	2.		1.	1.	2.	1.	
CANDIDATE OPPOSITE...																
REPUBLICANS	461	41	114	221	123	111	136	31	92	77	34	47	89	19	73	
	30.	18.	25.	41.	33.	26.	29.	35.	32.	26.	27.	35.	27.	27.	35.	
CARTER	94	16	23	38	27	22	26	6	21	18	4	4	22	6	13	
	6.	7.	5.	7.	7.	5.	6.	6.	7.	6.	3.	3.	7.	8.	6.	
HUMPHREY	136	21	41	44	27	39	51	11	16	34	5	10	41	8	11	
	9.	10.	9.	8.	7.	9.	11.	12.	6.	12.	4.	7.	13.	12.	5.	
DON'T KNOW	912	164	286	273	224	268	265	49	175	185	83	77	188	40	115	
	59.	74.	62.	50.	59.	63.	58.	54.	61.	62.	65.	58.	57.	59.	56.	
NONE	40	4	19	10	11	9	13	5	6	7	2	1	12	1	5	
	3.	2.	4.	2.	3.	2.	3.	6.	2.	2.	2.	1.	4.	2.	3.	

U.S. NATIONAL (FIELD 6-26-28, 1976)

QUES. 33A+B+C WHICH COMBINATION OF PRESIDENT + CONGRESS WOULD BEST HANDLE THE FOLLOWING ISSUES....

BREAK ONE		TOTAL /---VOTER TYPE---//---REGION---//---REGION II---/														
		SAMPLE	REP	T-S	DEM	EAST	MID- WEST	SOUTH	NEW ENG	MID ATL	E-N CENT	W-N CENT	BORDER	DEEP SOUTH	MOUNT	PAC
COL 56-58 TOTAL		1537	223	459	545	378	424	461	90	288	297	127	133	328	69	206
		100.	100.	100.	100.	100.	100.	100.	100.	100.	100.	100.	100.	100.	100.	100.
Q33A PEACE, WAR + COLD WAR PROBLEMS																
1.	REPUBLICAN PRESIDENT/ REPUBLICAN CONGRESS	327	134	102	38	86	102	89	23	63	66	36	30	59	17	34
		21.	60.	22.	7.	23.	24.	19.	25.	22.	22.	28.	23.	18.	25.	16.
2.	REPUBLICAN PRESIDENT/ DEMOCRATIC CONGRESS	216	33	90	61	52	53	65	11	41	33	20	17	48	14	33
		14.	15.	20.	11.	14.	12.	14.	13.	14.	11.	16.	13.	15.	20.	16.
3.	DEMOCRATIC PRESIDENT/ REPUBLICAN CONGRESS	166	14	57	62	36	42	55	6	30	28	14	17	38	2	31
		11.	6.	12.	11.	10.	10.	12.	7.	10.	9.	11.	13.	12.	3.	15.
4.	DEMOCRATIC PRESIDENT/ DEMOCRATIC CONGRESS	561	10	114	327	143	134	184	42	101	97	37	50	134	18	82
		36.	5.	25.	60.	38.	32.	40.	46.	35.	33.	29.	37.	41.	26.	40.
0.	DON'T KNOW	269	33	97	59	61	94	67	8	53	74	20	19	48	18	28
		17.	15.	21.	11.	16.	22.	15.	9.	18.	25.	16.	14.	15.	26.	14.
5.	NONE	1							1					1		
		*							*					*		
Q33B GETTING OR KEEPING GOOD JOBS FOR AMERICANS																
1.	REPUBLICAN PRESIDENT/ REPUBLICAN CONGRESS	213	106	52	24	53	61	68	11	42	39	22	21	47	7	24
		14.	48.	11.	4.	14.	14.	15.	12.	15.	13.	17.	16.	14.	10.	12.
2.	REPUBLICAN PRESIDENT/ DEMOCRATIC CONGRESS	170	35	58	40	44	43	44	9	35	26	17	13	31	13	27
		11.	16.	13.	7.	12.	10.	9.	10.	12.	9.	13.	10.	9.	19.	13.
3.	DEMOCRATIC PRESIDENT/ REPUBLICAN CONGRESS	119	15	43	32	33	46	24	5	28	35	11	5	18	2	14
		8.	7.	9.	6.	9.	11.	5.	6.	10.	12.	9.	4.	6.	3.	7.
4.	DEMOCRATIC PRESIDENT/ DEMOCRATIC CONGRESS	787	37	214	402	198	190	256	59	139	131	59	70	187	30	113
		51.	17.	47.	74.	52.	45.	56.	65.	48.	44.	46.	52.	57.	44.	55.
0.	DON'T KNOW	244	30	91	46	49	83	69	6	43	65	18	24	45	16	28
		16.	13.	20.	8.	13.	20.	15.	7.	15.	22.	14.	18.	14.	23.	14.
5.	NONE	3		1	1	1	2			1	2					
		*		*	*	*	*			*	1.					
Q33C REALLY LOWERING INFLATION																
1.	REPUBLICAN PRESIDENT/ REPUBLICAN CONGRESS	345	129	120	53	73	115	93	18	55	81	34	32	61	17	47
		22.	58.	26.	10.	19.	27.	20.	19.	19.	27.	27.	24.	19.	25.	23.
2.	REPUBLICAN PRESIDENT/ DEMOCRATIC CONGRESS	127	21	43	41	34	27	40	7	27	22	5	13	27	11	15
		8.	9.	9.	8.	9.	6.	9.	8.	9.	7.	4.	10.	8.	16.	7.
3.	DEMOCRATIC PRESIDENT/ REPUBLICAN CONGRESS	139	14	54	39	35	44	32	6	29	27	17	6	26	7	21
		9.	6.	12.	7.	9.	10.	7.	6.	10.	9.	13.	4.	8.	11.	10.
4.	DEMOCRATIC PRESIDENT/ DEMOCRATIC CONGRESS	635	19	139	345	167	144	216	49	118	97	47	58	157	17	92
		41.	9.	30.	63.	44.	34.	47.	54.	41.	33.	37.	44.	48.	24.	45.
0.	DON'T KNOW	283	39	96	67	68	90	78	10	58	67	23	24	54	17	31
		18.	18.	21.	12.	18.	21.	17.	11.	20.	23.	18.	18.	16.	24.	15.
5.	NONE	8	1	6		2	4	2	1	1	3	1		2		
		1.	*	1.		*	1.	*	1.	*	1.	1.		1.		




U.S. Nat'l
9/76

MARKET OPINION RESEARCH

Now I am going to mention some problems facing the nation today and as I mention each one I would like you to tell me who you think would do the best job of handling that problem -- (Gerald Ford or Jimmy Carter)?

	<u>Ford</u>	<u>Carter</u>	<u>Both</u> <u>(VOLUNTEERED)</u>	<u>Neither</u>	<u>Don't</u> <u>Know</u>	<u>Ford's</u> <u>Margin</u>
Maintaining a strong national defense	51%	27%	6%	2%	14%	+24%
Handling our foreign affairs	49	28	3	3	16	+21
Running the federal government	41	37	4	3	14	+ 4
Inflation/Cost of living	40	39	2	5	13	+ 1
Holding down taxes	39	36	3	8	15	+ 3
Reducing crime	27	32	6	16	19	- 5
Unemployment	29	51	3	5	12	-22

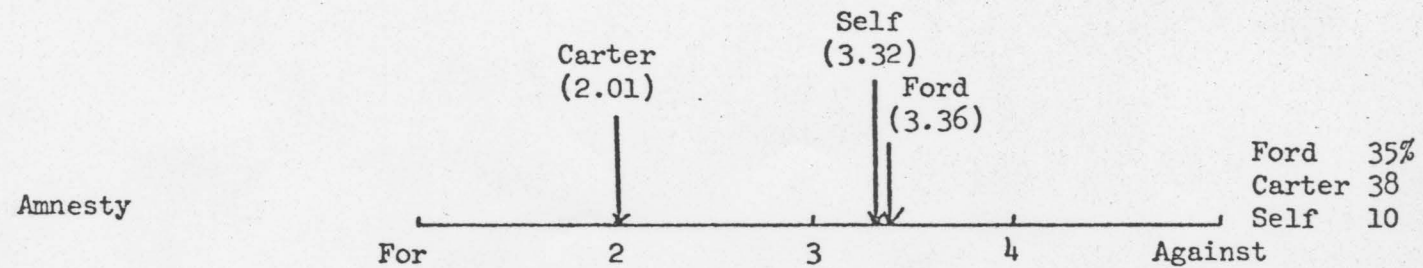
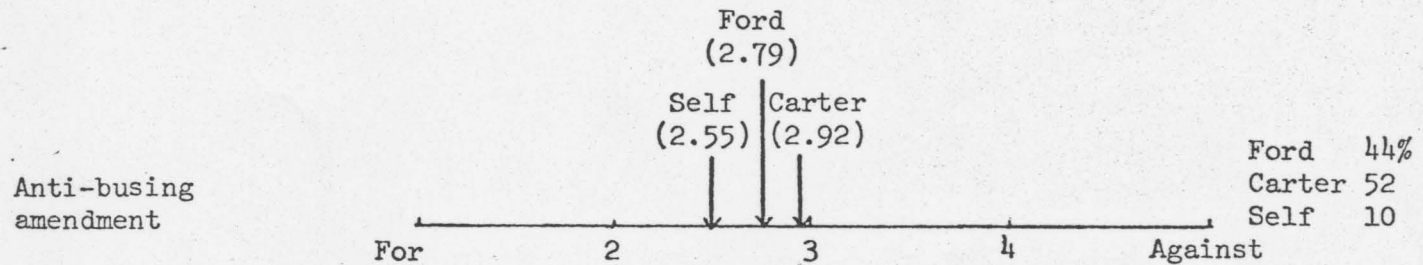
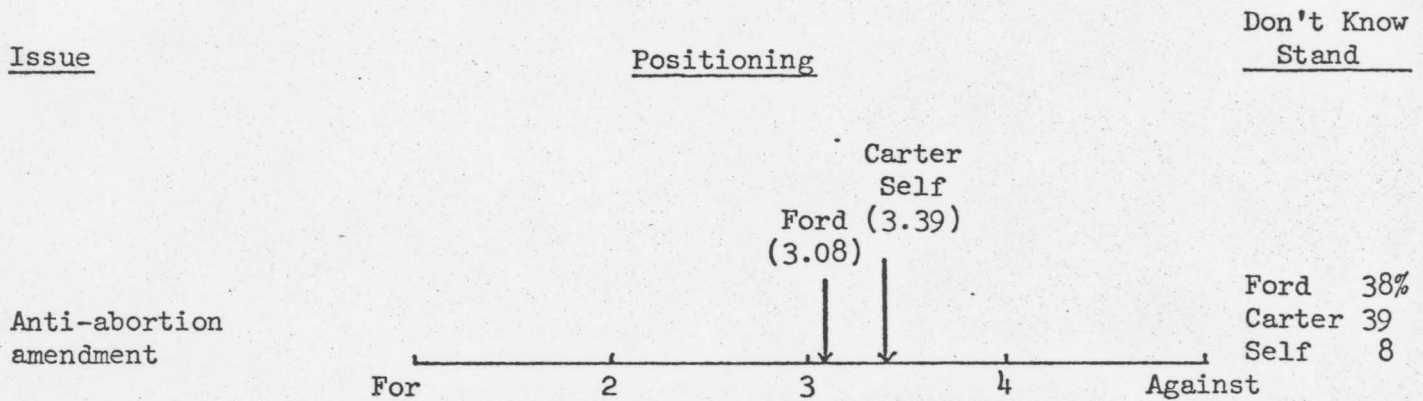


Now I am going to mention some problems facing the nation today and as I mention each one I would like you to tell me who you think would do the best job of handling that problem -- (Gerald Ford or Jimmy Carter).

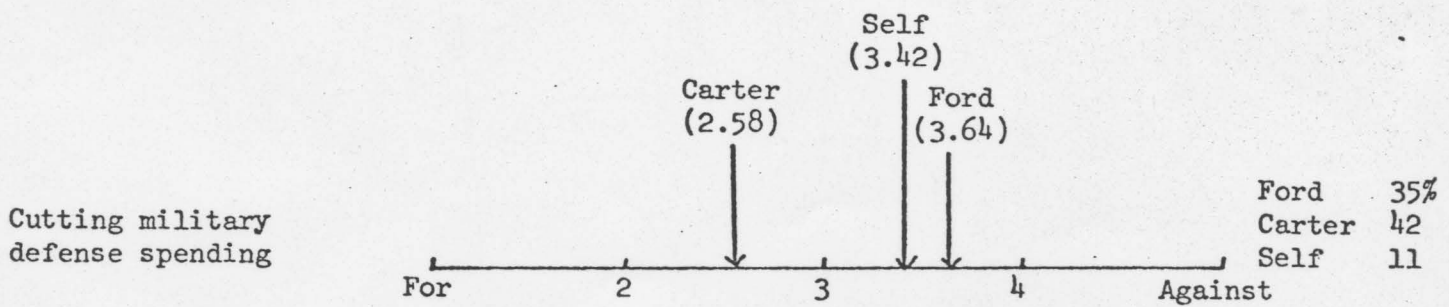
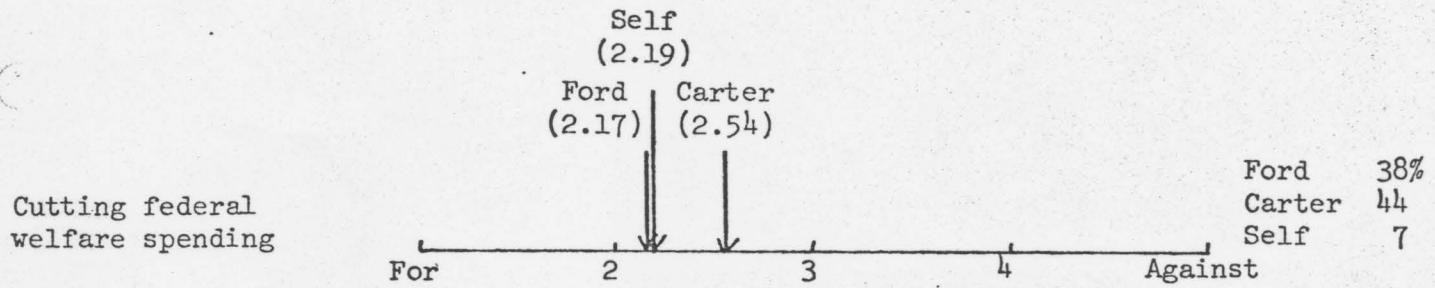
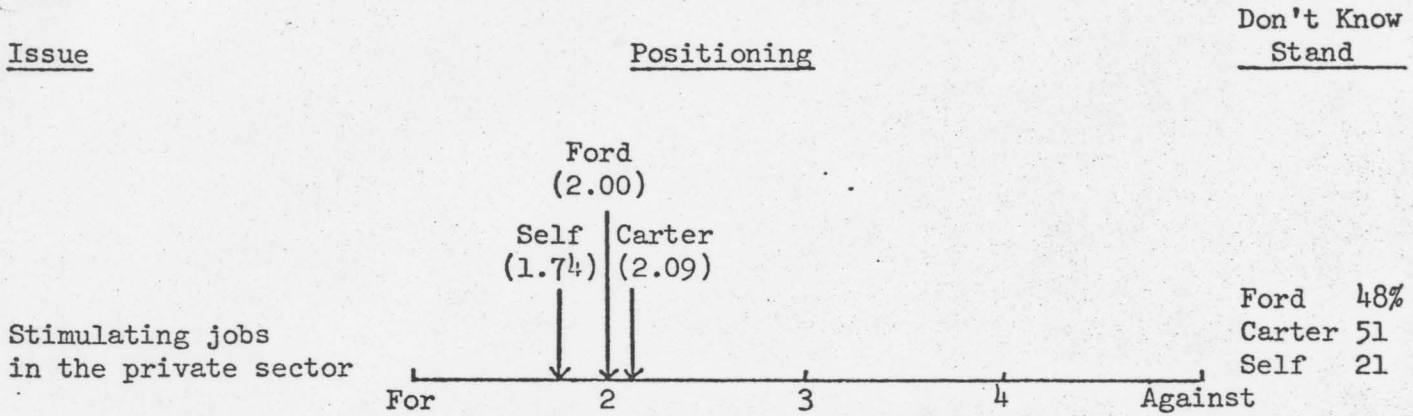
	Total	New England	Mid Atlantic	East- North Central	West- North Central	Border	Deep South	Mountain	Pacific
Total	100%	100%	100%	100%	100%	100%	100%	100%	100%
Number of Cases	(1490)	(83)	(283)	(288)	(121)	(122)	(333)	(61)	(200)
<u>Maintaining a Strong National Defense</u>									
Gerald Ford	51	51	55	56	46	52	45	72	44
Jimmy Carter	27	29	24	27	25	23	33	9	28
Both (Volunteered)	6	7	5	5	12	6	4	6	7
Neither (Volunteered)	2	--	3	2	1	1	3	5	3
Don't know	14	13	12	10	15	18	16	8	18
<u>Handling Our Foreign Affairs</u>									
Gerald Ford	49	47	50	55	47	47	47	72	40
Jimmy Carter	28	25	29	27	30	26	31	10	33
Both (Volunteered)	3	7	2	2	4	4	4	--	4
Neither (Volunteered)	3	6	4	2	5	5	2	4	3
Don't know	16	15	16	14	14	19	16	14	20
<u>Running the Federal Government</u>									
Gerald Ford	41	51	41	42	36	41	39	64	38
Jimmy Carter	37	33	40	38	39	37	39	11	37
Both (Volunteered)	4	3	3	4	8	4	3	4	3
Neither (Volunteered)	3	2	4	4	3	3	2	6	4
Don't know	14	11	12	12	14	16	16	15	18
<u>Inflation/Cost of Living</u>									
Gerald Ford	40	44	41	42	38	37	39	57	36
Jimmy Carter	39	36	39	41	40	41	41	17	39
Both (Volunteered)	2	3	3	1	3	1	3	4	4
Neither (Volunteered)	5	3	5	5	5	6	5	9	4
Don't know	13	14	12	11	14	15	13	12	18

MARKET OPINION RESEARCH

Issue Positioning of Ford, Carter and Self



Issue Positioning of Ford, Carter and Self



who approve. From our previous surveys we know that there is considerable misperception, if not total ignorance, of the President's economic positions which allows a positive attitude about the economy to exist beside a negative attitude about the President's handling of the economy. This should be an inconsistency that can be corrected to some degree by the campaign messages and the debates. Given the country's optimism about the economy, the most likely change in their perception of the President's handling of the economy should be in a positive direction and any such positive change on this perception will cause a change in voting intentions.

Moreover, a larger share of the voters' disapproval of the country's economic policy coincides with the President's stronger issues, e.g. "too much spending," "high prices," "inflation," "too many on welfare" (28% of the disapproval) than with the traditional Democratic issue of concern over unemployment (15%). In other words, much of this disapproval which is hurting the President is also of the type to which he can respond very credibly.

Simple political cynicism is also a part of the majority disapproval of the country's economic policies over the past two years. The voters are in a generally negative mood about all actions of the government and do not give credit easily. This general factor -- which has nothing to do with the President specifically but with which he must deal -- becomes apparent in the voters' rating of the country's foreign policy. A 43% to 33% plurality disapprove of that, too, in spite of the generally peaceful period over the past two years. More of the foreign policy disapproval was based on "America-first" type complaints (25%), e.g. "too much being spent in foreign countries" than

MARKET OPINION RESEARCH

on "interventionist" type criticism (11%), e.g. "need a stronger stand" and "too lax with Russia." Beyond the economic and foreign policy approval results is the conclusion that the Ford campaign will have to deal with the general negativism about the performance of the government. It is important that the President side with the people to some degree on this rather than allow Carter to be the outright champion of the voters' disapproval and be trapped as the apologist for the government and all its perceived faults.

Key

During the next six months, do you think the economic situation in the United States will get better, worse, or stay about the same?

Do you approve or disapprove of the way our foreign policy has been conducted over the past two years?

Generally speaking, do you approve or disapprove of the way our economic policies have been handled over the past two years?

	<u>Voter Type</u>				<u>Ford's Committed Vote</u>	<u>Deviation From Party Vote</u>
	<u>Total</u>	<u>Rep.</u>	<u>T-S</u>	<u>Dem.</u>		
Total	100%	100%	100%	100%	47%	+ 2
Number of Cases	(1490)	(283)	(548)	(487)		
<u>Economy</u>						
Better	45	43	47	46	45	+ 0
Worse	17	11	18	19	41	+ 1
About the same	28	33	28	26	52	+ 5
Don't know	10	13	7	9	51	+ 6
<u>Foreign Policy</u>						
Approve	32	46	32	25	63	+12
Disapprove	43	31	42	51	33	- 7
Don't know	25	23	26	24	48	+ 4
<u>Economic Policy</u>						
Approve	39	39	31	22	66	+15
Disapprove	53	42	51	62	34	- 6
Don't know	18	19	18	16	52	+ 3

MARKET OPINION RESEARCH

During the next six months, do you think the economic situation in the United States will get better, worse, or stay about the same?

Generally speaking, do you approve or disapprove of the way our economic policies have been handled over the past two years?

Do you approve or disapprove of the way our foreign policy has been conducted over the past two years?

	Region								
	Total	New England	Mid Atlantic	East-North Central	West-North Central	Border	Deep South	Mountain	Pacific
Total	100%	100%	100%	100%	100%	100%	100%	100%	100%
Number of Cases		(83)	(283)	(288)	(121)	(122)	(333)	(61)	(200)
<u>Economic Conditions</u>									
Better	45	55	37	45	50	47	43	48	49
Worse	17	9	19	18	12	16	18	17	19
About the same	28	24	35	28	26	25	27	20	24
Don't know	10	12	9	8	12	11	12	14	8
<u>Economic Policies</u>									
Approve	29	28	24	30	32	29	31	42	25
Disapprove	53	61	59	53	58	51	49	43	47
Don't know	18	11	18	17	9	20	20	15	27
<u>Foreign Policy</u>									
Approve	32	36	33	30	34	36	32	43	25
Disapprove	43	50	43	42	45	39	41	36	47
Dont know	25	14	25	28	20	25	26	20	28






Why do you approve of the way our foreign policy has been conducted over the past two years?

Why do you disapprove of the way our foreign policy has been conducted over the past two years?

<u>APPROVE</u>	<u>Total</u>	<u>DISAPPROVE</u>	<u>Total</u>
No wars/Peace	15%	*** Too much being spent in foreign countries/Too much give-away	13%
Good job so far/Well handled/Pleased/Doing best	14	*** Look out for home first/Need money home	9
** Faith in Kissinger/Kissinger has done well	9	** Need a stronger stand/Not strong enough	6
Making progress/Going in right direction/U.S. making headway	7	Things are getting worse/Heading for downfall	5
Had no problems/No foreign trouble	3	*** We get too involved/Get into more than we should/Shouldn't throw ourselves on other countries	5
Keeping communications open	3	Could be handled better/Like to see more done	5
Strong/Stronger than before	3	* Don't like Kissinger	4
* Ford has done a good job/Ford has done a fantastic job	2	* Kissinger doing a bad job/Kissinger has done nothing	4
We have leadership around the world	2	** Should get stricter with Russians/Little too lax with Russia	4
*** Kissinger and Ford make a good team	2	Don't like Mid East policy/Way they handled Israel and Arabs	3
All other responses	10	* Kissinger too much power/All in the hands of one man	3
Don't know	32	Too much secrecy/Undercover	2
<u>Combined Responses</u>		All other responses	21
Mention of Ford (*/***)	4	Don't know	24
Mention of Kissinger (**/***)	10	<u>Combined Responses</u>	
Number of Cases (230)		Mention of Kissinger (*)	11
		Interventionist responses (**)	9
		Isolationist responses (***)	25
		Number of Cases	(324)

PRE-DEBATE AMNESTY



-2.50

0


2.50

1	1	F	FOR
2	2	2	
3	3	3	
4	4	4	
5	5	0	AGAINST

40

F 23

PRE-DEBATE CUT DEFENSE SPENDING



-2.50

0

2.50

1
2
3
4
5

1
2
3
4
5

F
2
3
4
0

FOR

AGAINST

F
2

40

NATIONAL (FIELD ST. T 9-10/9-14, 1976)

A+B - Q4+6 DO YOU APPROVE OR DISAPPROVE OF THE
 WAY OUR - FOREIGN POLICY/ECONOMIC POLICIES - HAVE
 BEEN HANDLED OVER THE PAST TWO YEARS

	VOTER TYPE			REGION 1				REGION 2							
	REP	T-S	DEM	EAST	MID WEST	SOUTH	NEW ENG	MID ATL	E-N CENT	W-N CENT	BORDER	DEEP SOUTH	MOUNT PAC		
COL 28+31 TOTAL	1490	283	548	487	369	404	458	83	283	288	121	122	333	61	200
	100.	100.	100.	100.	100.	100.	100.	100.	100.	100.	100.	100.	100.	100.	100.
Q4 FOREIGN POLICY															
1. APPROVE	478	129	174	122	124	127	152	30	92	87	41	45	107	26	50
	32.	46.	32.	25.	33.	31.	33.	36.	33.	30.	34.	36.	32.	43.	25.
2. DISAPPROVE	640	88	230	250	164	174	186	41	121	121	55	47	138	22	95
	43.	31.	42.	51.	44.	43.	41.	50.	43.	42.	45.	39.	41.	36.	47.
0. DON'T KNOW	372	65	144	115	62	104	119	12	70	79	25	30	88	12	56
	25.	23.	26.	24.	22.	26.	26.	14.	25.	28.	20.	25.	26.	20.	28.
Q6 ECONOMIC POLICIES															
1. APPROVE	432	111	169	106	90	126	140	23	67	87	39	35	104	25	51
	29.	39.	31.	22.	24.	31.	31.	28.	24.	30.	32.	29.	31.	42.	25.
2. DISAPPROVE	784	118	280	304	219	220	225	50	166	152	71	62	162	26	94
	53.	42.	51.	62.	59.	54.	49.	61.	59.	53.	58.	51.	49.	43.	47.
0. DON'T KNOW	274	54	100	77	61	58	93	9	49	48	11	25	67	9	55
	18.	19.	18.	16.	16.	14.	20.	11.	18.	17.	9.	20.	20.	15.	27.

A - QUES. 4A WHY DO YOU 'APPROVE'
OF THE WAY OUR FOREIGN POLICY HAS BEEN
CONDUCTED OVER THE PAST TWO YEARS

	TOTAL SAMPLE	VOTER TYPE			REGION 1				REGION 2						
		REP	T-S	DEM	EAST	MID WEST	SOUTH	NEW ENG	MID ATL	E-N CENT	W-N CENT	BORDER	DEEP SOUTH	MOUNT	PAC
COL 29-30 TOTAL	230 100.	68 100.	75 100.	55 100.	57 100.	57 100.	86 100.	15 100.	41 100.	41 100.	16 100.	26 100.	59 100.	12 100.	19 100.
NO WARS/PEACE	36 15.	14 21.	10 13.	9 16.	9 16.	12 21.	12 14.	3 22.	6 14.	6 15.	6 35.	4 14.	9 15.		2 10.
GOOD JOB SO FAR/WELL HANDLED/PLEASSED	32 14.	5 8.	15 20.	5 10.	7 12.	6 10.	14 16.	4 27.	3 7.	3 8.	3 17.	7 26.	7 13.	2 15.	3 17.
** FAITH IN KISSINGER/ HAS DONE WELL	20 9.	9 14.	2 3.	6 10.	5 8.	3 6.	9 11.		5 12.	3 8.		3 12.	6 10.	1 7.	2 10.
MAKING PROGRESS/U.S. MAKING HEADWAY	16 7.	7 10.	3 4.	2 3.	5 8.	3 5.	6 6.	1 6.	4 9.	3 7.		1 3.	5 8.	2 15.	2 10.
HAD NO PROBLEMS/NO FOREIGN TROUBLE	8 3.	1 1.	1 2.	6 10.	1 2.	2 3.	4 4.		1 2.	2 4.			4 6.	1 12.	
KEEPING COMMUNICA- TIONS OPEN	7 3.	1 1.	3 4.	3 6.	3 5.		4 4.		3 7.	1 2.		2 7.	1 2.		1 5.
STRONG/STRONGER THAN BEFORE	7 3.	2 3.	3 3.	2 4.	1 1.	1 2.	5 5.		1 2.	1 2.		1 4.	4 6.	1 7.	
* FORD HAS DONE A GOOD JOB	5 2.	2 3.	3 4.		4 6.	1 2.	1 1.		4 9.	1 2.			1 1.		
WE HAVE LEADERSHIP AROUND THE WORLD	5 2.	3 4.	1 1.	2 3.	1 2.	1 2.	3 3.		1 2.	1 2.		1 3.	2 3.		1 5.
*** KISSINGER + FORD MAKE A GOOD TEAM	4 2.	3 4.	1 1.			1 2.	2 2.			1 2.			2 3.	1 7.	
OTHER	23 10.	5 7.	12 16.	6 11.	7 12.	8 15.	6 7.	2 12.	5 13.	6 14.	3 17.	2 7.	4 7.	1 7.	1 5.
DON'T KNOW	74 32.	17 25.	25 33.	18 32.	17 30.	21 37.	25 29.	5 33.	11 26.	16 38.	5 31.	7 29.	17 29.	4 30.	9 48.

COMBINED RESPONSES

MENTION OF FORD (*/***)	9 4.	4 6.	4 5.		4 6.	2 3.	3 3.		4 9.	2 4.			3 4.	1 7.	
MENTION OF KISSINGER (**/***)	24 10.	12 18.	3 4.	6 10.	5 8.	4 8.	11 13.		5 12.	4 11.		3 12.	8 13.	2 14.	2 10.



NATIONAL (FIELD START 9-10/9-14, 1976)

A - QUES. 4A WHY DO YOU 'DISAPPROVE'
OF THE WAY OUR FOREIGN POLICY HAS BEEN
CONDUCTED OVER THE PAST TWO YEARS

COL 29-30 TOTAL	TOTAL /---VOTER TYPE---			REGION 1					REGION 2						
	SAMPLE	REP	T-S	DEM	EAST	MID WEST	SOUTH	NEW ENG	MID ATL	E-N CENT	W-N CENT	BORDER	DEEP SOUTH	MOUNT	PAC
324 100.	46 100.	113 100.	128 100.	82 100.	93 100.	86 100.	18 100.	63 100.	63 100.	31 100.	20 100.	66 100.	13 100.	50 100.	
*** TOO MUCH BEING SPENT IN FOREIGN COUNTRIES	43 13.	4 9.	23 20.	12 10.	5 7.	15 16.	12 14.	1 5.	4 7.	10 16.	5 17.	4 20.	8 13.	3 24.	7 14.
*** LOOK OUT FOR HOME FIRST	30 9.	3 7.	10 9.	13 10.	4 5.	12 13.	9 10.	2 12.	2 3.	9 15.	3 8.	1 4.	8 12.	1 6.	4 8.
** NEED STRONGER STAND/ NOT STRONG ENOUGH	18 6.	3 5.	5 5.	5 4.	6 7.	5 6.	2 2.	1 5.	5 8.	4 7.	1 3.		2 3.	1 6.	4 8.
THINGS GETTING WORSE/ HEADING FOR DOWNFALL	16 5.	4 8.	5 4.	7 5.	3 4.	3 4.	6 7.		3 5.	1 2.	2 6.	1 4.	5 8.		4 8.
*** WE GET TOO INVOLVED	15 5.	3 8.	5 5.	5 4.	4 5.	2 2.	4 5.	3 14.	2 3.	2 3.		1 4.	4 6.	1 7.	4 7.
COULD BE HANDLED BETTER	15 5.	3 6.	4 3.	7 5.	4 4.	6 6.	3 3.		4 6.	2 3.	4 12.		3 4.		3 6.
* DON'T LIKE KISSENGER	13 4.	2 5.	7 7.	2 2.	2 2.	4 5.	3 4.		2 3.	3 4.	2 5.	1 4.	2 4.	15 15.	2 4.
* KISSENGER DOING A BAD JOB/HAS DONE NOTHING	12 4.	2 3.	7 6.	3 3.	2 2.	2 2.	6 7.		2 3.	2 3.		2 12.	4 6.		2 4.
** SHOULD GET STRICTER WITH RUSSIANS	12 4.	2 4.	4 3.	5 4.	2 2.	4 4.	1 1.		2 3.	2 4.	2 6.	1 4.		13 13.	3 6.
DON'T LIKE MID-EAST POLICY	11 3.		4 4.	6 4.	5 6.	3 3.	1 1.		5 8.	2 3.	1 3.		1 1.		2 4.
* KISSENGER TOO MUCH POWER	10 3.	1 2.	4 3.	5 4.	3 3.	2 2.	4 4.		3 4.	1 1.	1 3.	1 4.	3 4.	1 6.	1 2.
TOO MUCH SECRECY/ UNDERCOVER	6 2.	1 2.	4 4.	1 1.	3 3.	3 3.		2 9.	1 1.	2 3.	1 3.			1 6.	
OTHER	67 21.	10 21.	21 18.	30 23.	17 21.	22 24.	16 19.	3 18.	13 21.	17 27.	6 20.	6 28.	11 16.	1 7.	11 22.
DON'T KNOW	79 24.	13 27.	18 16.	37 29.	24 30.	20 22.	22 25.	7 36.	18 28.	11 17.	9 31.	5 26.	17 25.	3 21.	10 19.
COMBINED RESPONSES															
MENTION OF KISSENGER (*)	35 11.	5 10.	18 16.	10 8.	6 8.	8 8.	13 15.		6 10.	5 8.	3 8.	4 20.	9 14.	3 21.	5 10.
INTERVENTIONIST RESPONSES (**)	28 9.	3 7.	8 7.	11 8.	8 10.	9 10.	3 3.	1 5.	7 11.	7 11.	3 9.	1 4.	2 3.	13 13.	6 12.
ISOLATIONIST RESPONSES (***)	83 25.	10 22.	36 31.	30 23.	13 16.	26 28.	26 30.	6 32.	7 11.	19 31.	7 23.	6 29.	20 30.	5 38.	13 25.

NATIONAL (FIELD START 9-10/9-14, 1976)

QUESTION 18+18A+B
CUTTING MILITARY DEFENSE SPENDING --
ARE - YOU/GERALD FORD/JIMMY CARTER -
FOR OR AGAINST THIS ISSUE....

	TOTAL /---VOTER TYPE---				REGION 1				REGION 2							
	SAMPLE	REP	T-S	DEM	EAST	MID WEST	SOUTH	NEW ENG	MID ATL	E-N CENT	W-N CENT	BORDER	DEEP SOUTH	MOUNT	PAC	
COL 34+43+52 TOTAL	1490 100.	283 100.	548 100.	487 100.	369 100.	404 100.	458 100.	83 100.	283 100.	288 100.	121 100.	122 100.	333 100.	61 100.	200 100.	
SELF																
1. FOR	361 24.	42 15.	133 24.	145 30.	98 27.	98 24.	100 22.	31 37.	68 24.	70 24.	29 24.	22 18.	78 23.	17 27.	48 24.	
2. TWO	96 6.	15 5.	42 8.	30 6.	18 5.	34 9.	28 6.		17 6.	21 7.	15 12.	12 9.	17 5.	2 3.	13 7.	
3. DEPENDS/IN MIDDLE	86 6.	17 6.	33 6.	25 5.	25 7.	25 6.	23 5.	5 6.	19 7.	15 5.	9 8.	9 8.	14 4.	4 6.	9 5.	
4. FOUR	178 12.	32 11.	71 13.	59 12.	36 10.	53 13.	55 12.	7 8.	29 10.	40 14.	15 12.	10 8.	44 13.	9 14.	25 12.	
5. AGAINST	600 40.	150 53.	209 38.	180 37.	157 43.	154 38.	189 41.	33 40.	123 44.	110 38.	44 37.	51 42.	135 41.	23 39.	79 39.	
0. DON'T KNOW	170 11.	26 9.	60 11.	48 10.	35 9.	40 10.	62 14.	7 9.	27 9.	31 11.	10 8.	18 15.	44 13.	6 10.	26 13.	
AVERAGE	3.42	3.91	3.37	3.23	3.41	3.36	3.52	3.14	3.48	3.39	3.27	3.54	3.49	3.35	3.43	
GERALD FORD																
1. FOR	186 12.	31 11.	80 15.	57 12.	41 11.	47 12.	70 15.	13 16.	27 10.	37 13.	11 9.	20 17.	49 15.	9 14.	19 10.	
2. TWO	100 7.	16 6.	37 7.	33 7.	30 8.	23 6.	30 7.	2 2.	29 10.	11 4.	12 10.	5 4.	24 7.	6 10.	12 6.	
3. DEPENDS/IN MIDDLE	34 2.	7 3.	13 2.	14 3.	9 3.	11 3.	5 1.	1 1.	9 3.	10 3.	2 2.	2 1.	3 1.	1 2.	7 4.	
4. FOUR	201 13.	43 15.	73 13.	60 12.	51 14.	54 13.	62 14.	11 14.	40 14.	36 12.	18 15.	14 12.	48 14.	12 20.	22 11.	
5. AGAINST	442 30.	89 31.	160 29.	156 32.	118 32.	129 32.	125 27.	27 33.	90 32.	100 35.	30 25.	36 29.	88 26.	15 25.	55 28.	
0. DON'T KNOW	526 35.	96 34.	185 34.	166 34.	119 32.	140 35.	165 36.	29 34.	88 31.	95 33.	47 39.	45 37.	121 36.	17 29.	85 42.	
AVERAGE	3.64	3.77	3.54	3.70	3.70	3.74	3.49	3.69	3.70	3.78	3.60	3.53	3.48	3.42	3.71	

NATIONAL (FIELD START 9-10/9-14, 1976)

QUESTION 18+18A+B
 CUTTING MILITARY DEFENSE SPENDING --
 ARE YOU/GERALD FORD/JIMMY CARTER --
 FOR OR AGAINST THIS ISSUE....

JIMMY CARTER

TOTAL	VOTER TYPE			REGION 1					REGION 2						
	SAMPLE	REP	T-S	DEM	EAST	WEST	SOUTH	NEW ENG	MID ATL	E-N CENT	W-N CENT	BORDER	DEEP SOUTH	MOUNT	PAC
1. FOUR	354	63	148	112	81	105	114	20	61	79	26	35	79	13	41
	24.	22.	27.	23.	22.	26.	25.	24.	22.	28.	22.	28.	24.	21.	21.
2. TWO	162	30	52	62	46	39	49	7	38	25	15	18	31	8	19
	11.	11.	9.	13.	13.	10.	11.	8.	14.	9.	12.	15.	9.	14.	10.
3. DEPENDS/IN MIDDLE	40	5	22	8	12	11	5	3	9	11	1	1	4	2	11
	3.	2.	4.	2.	3.	3.	1.	3.	3.	4.	1.	1.	1.	3.	5.
4. FOUR	115	23	43	35	31	34	30	4	26	23	11	3	26	10	11
	8.	8.	8.	7.	8.	8.	6.	5.	9.	8.	9.	3.	8.	16.	6.
5. AGAINST	197	29	77	75	59	42	64	16	44	30	13	16	46	8	24
	13.	10.	14.	15.	16.	11.	14.	19.	15.	10.	11.	13.	14.	13.	12.
0. DON'T KNOW	623	133	206	194	141	173	197	34	104	120	55	49	148	20	93
	42.	47.	38.	40.	38.	43.	43.	41.	37.	42.	46.	40.	44.	33.	47.
AVERAGE	2.58	2.50	2.56	2.65	2.74	2.43	2.55	2.78	2.74	2.40	2.55	2.27	2.62	2.80	2.60

NATIONAL (FIELD START 9-10/9-14, 1976)

GUES. 17D+E WHO DO YOU THINK WOULD
DO THE BEST JOB OF HANDLING THE FOLLOWING
PROBLEMS FACING THE NATION TODAY....

	TOTAL /---VOTER TYPE---			REGION 1					REGION 2						
	SAMPLE	REP	T-S	DEM	EAST	MID WEST	SOUTH	NEW ENG	MID ATL	E-N CENT	W-N CENT	BORDER	DEEP SOUTH	MOUNT	PAC
COL 22-23 TOTAL	1490	283	548	487	369	404	458	83	283	286	121	122	333	61	200
	100.	100.	100.	100.	100.	100.	100.	100.	100.	100.	100.	100.	100.	100.	100.
Q17D MAINTAINING A STRONG NATIONAL DEFENSE															
1. GERALD FORD	762	206	298	170	200	217	212	42	156	162	56	64	149	44	88
	51.	73.	54.	35.	54.	54.	46.	51.	55.	56.	46.	52.	45.	72.	44.
2. JIMMY CARTER	399	29	126	203	95	104	138	24	69	77	30	28	109	5	57
	27.	10.	23.	42.	26.	26.	30.	29.	24.	27.	25.	23.	33.	9.	28.
3. BOTH (VOLUNTEERED)	84	13	37	25	19	27	21	6	13	13	14	7	14	3	14
	6.	5.	7.	5.	5.	7.	4.	7.	5.	5.	12.	6.	4.	6.	7.
4. NEITHER (VOLUNTEERED)	37	5	17	10	10	8	11		10	6	2	2	9	3	6
	2.	2.	3.	2.	3.	2.	2.		3.	2.	1.	1.	3.	5.	3.
0. DON'T KNOW	208	29	70	78	46	47	76	11	34	29	19	22	53	5	35
	14.	10.	13.	16.	12.	12.	17.	13.	12.	10.	15.	18.	16.	8.	18.
Q17E RUNNING THE FEDERAL GOVERNMENT															
1. GERALD FORD	615	201	247	108	158	163	180	43	115	120	44	50	130	38	76
	41.	71.	45.	22.	43.	40.	39.	51.	41.	42.	36.	41.	39.	64.	38.
2. JIMMY CARTER	554	40	179	278	141	155	178	27	113	109	47	45	131	7	74
	37.	14.	33.	57.	38.	38.	39.	33.	40.	38.	39.	37.	39.	11.	37.
3. BOTH (VOLUNTEERED)	58	6	24	17	12	22	15	3	9	13	10	4	11	3	6
	4.	2.	4.	3.	3.	6.	3.	3.	3.	4.	8.	4.	3.	4.	3.
4. NEITHER (VOLUNTEERED)	50	12	18	12	13	14	11	2	11	10	3	3	7	3	9
	3.	4.	3.	3.	4.	3.	2.	2.	4.	4.	3.	3.	2.	6.	4.
0. DON'T KNOW	214	23	80	72	45	50	74	9	34	35	17	19	54	9	37
	14.	8.	15.	15.	12.	12.	16.	11.	12.	12.	14.	16.	16.	15.	18.

NATIONAL (FIELD START 9-10/9-14, 1976)

GUES. 17F+G WHO YOU THINK WOULD DO THE BEST JOB OF HANDLING THE FOLLOWING PROBLEMS FACING THE NATION TODAY....

	VOTER TYPE				REGION 1				REGION 2						
	TOTAL	REP	T-S	DEM	EAST	MID WEST	SOUTH	NEW ENG	MID ATL	E-N CENT	W-N CENT	BORDER	DEEP SOUTH	MOUNT	PAC
COL 24-25 TOTAL	1490	283	548	487	369	404	458	83	283	280	121	122	333	61	200
	100.	100.	100.	100.	100.	100.	100.	100.	100.	100.	100.	100.	100.	100.	100.
Q17F REDUCING CRIME															
1. GERALD FORD	399	131	158	74	91	111	126	26	65	83	28	27	99	21	50
	27.	46.	29.	15.	25.	27.	28.	31.	23.	29.	23.	22.	30.	35.	25.
2. JIMMY CARTER	480	41	144	247	114	133	155	27	85	95	41	39	114	7	72
	32.	14.	26.	51.	31.	33.	34.	32.	30.	33.	34.	32.	34.	12.	36.
3. BOTH (VOLUNTEERED)	95	10	42	25	14	33	30	5	10	15	18	9	21	4	13
	6.	3.	8.	5.	4.	8.	7.	6.	3.	5.	15.	7.	6.	7.	7.
4. NEITHER (VOLUNTEERED)	237	56	95	57	76	75	44	13	62	55	19	14	30	15	27
	16.	20.	17.	12.	21.	18.	10.	16.	22.	19.	16.	12.	9.	25.	14.
0. DON'T KNOW	279	45	109	83	74	52	102	12	61	39	15	32	69	13	38
	19.	16.	20.	17.	20.	13.	22.	15.	21.	14.	13.	26.	21.	21.	19.
Q17G HANDLING OUR FOREIGN AFFAIRS															
1. GERALD FORD	731	203	302	150	179	214	214	39	140	157	57	57	156	44	81
	49.	72.	55.	31.	49.	53.	47.	47.	50.	55.	47.	47.	47.	72.	40.
2. JIMMY CARTER	424	29	128	227	104	112	137	21	81	79	37	31	104	6	66
	28.	10.	23.	47.	28.	28.	30.	25.	29.	27.	30.	26.	31.	10.	33.
3. BOTH (VOLUNTEERED)	48	3	18	17	12	11	16	6	6	6	5	4	12		8
	3.	1.	3.	3.	3.	3.	4.	7.	2.	2.	4.	4.	4.		4.
4. NEITHER (VOLUNTEERED)	50	9	18	13	16	11	14	5	11	6	6	6	8	3	6
	3.	3.	3.	3.	4.	3.	3.	6.	4.	2.	5.	5.	2.	4.	3.
0. DON'T KNOW	237	39	83	79	59	55	76	13	44	40	17	23	53	8	39
	16.	14.	15.	16.	16.	14.	17.	15.	16.	14.	14.	19.	16.	14.	20.

Priority States



PRIORITY STATES - WAVE I (AUGUST/SEPTEMBER, 1976)

33 WHAT WILL BE THE MOST IMPORTANT ISSUE OR PROBLEM TO YOU IN DECIDING HOW TO VOTE FOR PRESIDENT

BREAK ONE	TOTAL SAMPLE	VOTER TYPE			AGE			RELIGION			AREA				
		REPUB	T-S	DEMOC	18-34	35-54	55+	PROT	CATH	NORTH	BAY AREA	CENT COAST	CENT CAL.	LOS-ANG.	SOUTH
COL 23-24 TOTAL	1000 100.	227 100.	344 100.	361 100.	312 100.	350 100.	334 100.	557 100.	229 100.	62 100.	222 100.	61 100.	123 100.	321 100.	211 100.
* UNEMPLOYMENT/LACK OF JOBS	255 26.	47 21.	75 22.	118 33.	69 22.	85 24.	101 30.	134 24.	64 28.	21 34.	59 27.	15 25.	19 15.	83 26.	58 27.
* ECONOMIC ISSUE/ ECONOMY PROBLEMS	146 15.	28 12.	58 17.	50 14.	55 18.	56 16.	35 10.	69 12.	30 13.	7 11.	39 18.	9 15.	19 15.	39 12.	33 16.
& PERSON HIMSELF/BEST MAN/INDIVIDUAL PERSON	140 14.	38 17.	50 15.	42 12.	41 13.	40 11.	59 18.	83 15.	22 10.	9 15.	25 11.	11 18.	19 15.	50 16.	26 12.
* STOP INFLATION/CONTROL HIGH COST OF LIVING	134 13.	36 16.	36 10.	55 15.	29 9.	51 15.	54 16.	74 13.	35 15.	5 8.	36 16.	10 16.	9 7.	46 14.	28 13.
& HONESTY/TRUST/MORAL CHARACTER/INTEGRITY	124 12.	24 11.	44 13.	42 12.	42 13.	27 8.	54 16.	74 13.	27 12.	7 11.	28 13.	7 11.	14 11.	42 13.	26 12.
** TAX ISSUE/TAX REFORM/ LOWER TAXES	121 12.	26 11.	45 13.	46 13.	32 10.	52 15.	36 11.	75 13.	17 7.	2 3.	25 11.	5 8.	11 9.	55 17.	23 11.
*** FOREIGN AFFAIRS/AID/ POLICIES	111 11.	33 15.	44 13.	24 7.	35 11.	44 13.	32 10.	60 11.	23 12.	5 8.	23 10.	8 13.	13 11.	39 12.	23 11.
** STOP GOV'T SPENDING/ BALANCE BUDGET	82 8.	29 13.	26 8.	23 6.	16 5.	33 9.	33 10.	57 10.	12 5.	5 8.	22 10.	6 10.	10 8.	20 6.	19 9.
ALL ISSUES/EVERYTHING/ STAND ON ISSUES	69 7.	13 6.	26 8.	22 6.	22 7.	27 8.	20 6.	37 7.	16 7.	2 3.	14 6.	3 5.	7 6.	27 8.	16 8.
** WELFARE PROBLEM/ WELFARE REFORM	67 7.	16 7.	25 7.	24 7.	25 6.	22 6.	19 6.	43 8.	13 6.	3 5.	11 5.	2 3.	10 8.	22 7.	19 9.
& EXPERIENCE/PAST RECORD/QUALIFICATION	63 6.	11 5.	23 7.	25 7.	21 7.	21 6.	21 6.	35 6.	12 5.	3 5.	19 9.	1 2.	8 7.	22 7.	10 5.
CRIME PROBLEMS	61 6.	19 8.	21 6.	19 5.	6 2.	21 6.	34 10.	37 7.	11 5.	7 11.	17 8.	1 2.	5 4.	17 5.	14 7.
PARTY/VOTE PARTY	60 6.	15 7.	8 2.	37 10.	11 4.	24 7.	24 7.	37 7.	12 5.	5 8.	11 5.	1 2.	15 12.	19 6.	9 4.
ABORTION ISSUE	46 5.	13 6.	15 4.	16 4.	19 6.	16 5.	11 3.	16 3.	24 10.	2 3.	17 8.	4 7.	5 4.	7 2.	11 5.
*** NATIONAL DEFENSE/ MILITARY STAND	44 4.	14 6.	15 4.	12 3.	17 5.	20 6.	7 2.	17 3.	17 7.	1 2.	6 3.	1 2.	1 1.	19 6.	16 8.
DEBATE BETWEEN CANDIDATES/DEBATE	43 4.	9 4.	15 4.	17 5.	12 4.	20 6.	11 3.	25 4.	10 4.	1 2.	10 5.	4 7.	10 8.	7 2.	11 5.
SCHOOLS/EDUCATIONAL PROBLEMS	38 4.	6 3.	10 3.	21 6.	14 4.	14 4.	10 3.	18 3.	10 4.		10 5.	2 3.	3 2.	16 5.	7 3.
SOCIAL SECURITY/OLD PEOPLE/ELDERLY	34 3.	5 2.	11 3.	16 4.	6 2.	6 2.	21 5.	15 3.	12 5.	2 3.	8 4.	1 2.	6 5.	14 4.	3 1.
*** PEACE/KEEP OUT OF WARS	32 3.	7 3.	12 3.	11 3.	10 3.	14 4.	8 2.	16 3.	6 3.	4 6.	3 3.	5 8.	4 3.	8 2.	5 2.
HEALTH INSURANCE ISSUE	28 3.	7 3.	7 2.	12 3.	8 3.	10 3.	10 3.	17 3.	6 3.	3 5.	7 3.	2 3.	4 3.	6 2.	6 3.
DOMESTIC ISSUES/ PROBLEMS	26 3.	5 2.	7 2.	13 4.	10 3.	11 3.	5 1.	15 3.	2 1.	2 3.	2 1.	2 3.	3 2.	9 3.	8 4.
AMNESTY ISSUE	13 1.	1 *	6 2.	6 2.	5 2.	5 1.	3 1.	6 1.	4 2.		4 2.			4 1.	5 2.
BUSING (UNSPECIFIED)	11 1.	2 1.	2 1.	7 2.	4 1.	6 2.	1 *	4 1.	3 1.		2 1.	1 2.		7 2.	1 *
BUSING - AGAINST	10 1.	3 1.	2 1.	3 1.	4 1.	3 1.	3 1.	4 1.	5 2.		1 *	1 2.	3 2.	3 1.	2 1.



PRIORITY STATES - WAVE I (AUGUST/SEPTEMBER, 1976)

Q3 WHAT WILL BE THE MOST IMPORTANT
ISSUE OR PROBLEM TO YOU IN DECIDING HOW
TO VOTE FOR PRESIDENT

BREAK ONE	TOTAL SAMPLE	VOTER TYPE			AGE			RELIGION			AREA				
		REPUB	T-S	DEMOC	18-34	35-54	55+	PROT	CATH	NORTH	BAY AREA	CENT COAST	CENT CAL.	LOS- ANG.	SOUTH
OTHER MISCELLANEOUS RESPONSES	251 25.	65 29.	80 23.	89 25.	79 25.	87 25.	85 25.	139 25.	52 23.	24 39.	57 26.	21 34.	34 28.	68 21.	47 22.
DON'T KNOW/NOTHING/ UNDECIDED															

COMBINED RESPONSES

THE ECONOMY (*)	535 54.	111 49.	169 49.	223 62.	153 49.	192 55.	190 57.	277 50.	129 56.	33 53.	134 60.	34 56.	47 38.	168 52.	119 56.
TAXES/SPENDING (**)	270 27.	71 31.	96 28.	93 26.	73 23.	107 31.	88 26.	175 31.	42 18.	10 16.	58 26.	13 21.	31 25.	97 30.	61 29.
FOREIGN POLICY/ DEFENSE (***)	187 19.	54 24.	71 21.	47 13.	62 20.	78 22.	47 14.	93 17.	51 22.	10 16.	35 16.	14 23.	18 15.	66 21.	44 21.
CANDIDATE PERCEPTIONS (&)	327 33.	73 32.	117 34.	109 30.	104 33.	88 25.	134 40.	192 34.	61 27.	19 31.	72 32.	19 31.	41 33.	114 36.	62 29.

PRIORITY STATES - WAVE (AUGUST/SEPTEMBER, 1976)

Q10A+B+C+D+E WHICH THE TWO CANDIDATES

FOR PRESIDENT DO YOU THINK WOULD BE THE FOLLOWING....

BREAK ONE

TOTAL SAMPLE	VOTER TYPE			AGE			RELIGION			AREA				
	REPUB	T-S	DEMOC	18-34	35-54	55+	PROT	CATH	NORTH	BAY AREA	CENT COAST	CENT CAL.	LOS-ANG.	SOUTH
1000	227	344	361	312	350	334	557	229	62	222	61	123	321	211
100.	100.	100.	100.	100.	100.	100.	100.	100.	100.	100.	100.	100.	100.	100.

Q10D WOULD DO THE BEST JOB OF HANDLING OUR ECONOMIC PROBLEMS

1. GERALD FORD	365	146	145	52	107	132	125	231	66	20	82	26	40	111	86
	37.	64.	42.	14.	34.	38.	37.	41.	29.	32.	37.	43.	33.	35.	41.
2. JIMMY CARTER	398	38	112	230	131	134	132	190	112	23	94	21	57	140	63
	40.	17.	33.	64.	42.	38.	40.	34.	49.	37.	42.	34.	46.	44.	30.
3. BOTH (VOLUNTEERED)	18	4	7	6	6	11	1	10	5	1	5	1	2	4	5
	2.	2.	2.	2.	2.	3.	*	2.	2.	2.	2.	2.	2.	1.	2.
4. NEITHER (VOLUNTEERED)	77	14	32	25	27	28	22	41	15	1	15	5	8	25	23
	8.	6.	9.	7.	9.	8.	7.	7.	7.	2.	7.	8.	7.	8.	11.
0. DON'T KNOW	142	25	48	48	41	45	54	85	31	17	26	8	16	41	34
	14.	11.	14.	13.	13.	13.	16.	15.	14.	27.	12.	13.	13.	13.	16.

Q10E EFFECTIVE IN HANDLING FOREIGN AFFAIRS/NAT'L DEFENSE

1. GERALD FORD	503	171	188	108	158	179	165	309	99	32	107	28	62	155	119
	50.	75.	55.	30.	51.	51.	49.	55.	43.	52.	48.	46.	50.	48.	56.
2. JIMMY CARTER	246	19	76	142	83	82	79	121	71	12	64	17	29	83	41
	25.	8.	22.	39.	27.	23.	24.	22.	31.	19.	29.	28.	24.	26.	19.
3. BOTH (VOLUNTEERED)	28	4	9	15	10	12	6	11	9	3	9	3	3	9	1
	3.	2.	3.	4.	3.	3.	2.	2.	4.	5.	4.	5.	2.	3.	*
4. NEITHER (VOLUNTEERED)	69	15	24	25	27	25	17	35	10	5	11	6	6	20	21
	7.	7.	7.	7.	9.	7.	5.	6.	4.	8.	5.	10.	5.	6.	10.
0. DON'T KNOW	154	18	47	71	34	52	67	81	40	10	31	7	23	54	29
	15.	8.	14.	20.	11.	15.	20.	15.	17.	16.	14.	11.	19.	17.	14.

2:1

PRIORITY STATES - WAVE 7 (AUGUST/SEPTEMBER, 1976)

Q11A+B+C+D+E IS YOUR GENERAL IMPRESSION OF THE FOLLOWING MEN FAVORABLE OR UNFAVORABLE....

BREAK ONE	TOTAL SAMPLE	VOTER TYPE			AGE			RELIGION			AREA				
		REPUB	T-S	DEMOC	18-34	35-54	55+	PROT	CATH	NORTH	BAY AREA	CENT COAST	CENT CAL.	LOS-ANG.	SOUTH
COL 36-40 TOTAL	1000 100.	227 100.	344 100.	361 100.	312 100.	350 100.	334 100.	557 100.	229 100.	62 100.	222 100.	61 100.	123 100.	321 100.	211 100.
Q11A NELSON ROCKEFELLER															
1. FAVORABLE	468 47.	110 48.	179 52.	153 42.	135 43.	179 51.	153 46.	266 48.	108 47.	25 40.	106 48.	27 44.	63 51.	148 46.	99 47.
2. UNFAVORABLE	468 47.	109 48.	142 41.	187 52.	161 52.	153 44.	151 45.	254 46.	108 47.	31 50.	107 48.	30 49.	54 44.	143 45.	103 49.
0. DON'T KNOW	64 6.	8 4.	23 7.	21 6.	16 5.	18 5.	30 9.	37 7.	13 6.	6 10.	9 4.	4 7.	6 5.	30 9.	9 4.
Q11B JOHN CONNALLY															
1. FAVORABLE	311 31.	110 48.	113 33.	74 20.	95 30.	118 34.	98 29.	199 36.	73 32.	15 24.	68 31.	18 30.	36 29.	104 32.	70 33.
2. UNFAVORABLE	522 52.	90 40.	172 50.	231 64.	164 53.	178 51.	178 53.	265 48.	112 49.	35 56.	130 59.	31 51.	65 53.	153 48.	108 51.
0. DON'T KNOW	167 17.	27 12.	59 17.	56 16.	53 17.	54 15.	58 17.	93 17.	44 19.	12 19.	24 11.	12 20.	22 18.	64 20.	33 16.
Q11C RONALD REAGAN															
1. FAVORABLE	526 53.	194 85.	204 59.	101 28.	132 42.	200 57.	194 58.	329 59.	110 48.	41 66.	91 41.	35 57.	65 53.	164 51.	132 63.
2. UNFAVORABLE	442 44.	31 14.	130 30.	245 68.	173 55.	142 41.	126 38.	209 38.	111 48.	18 29.	122 55.	23 38.	55 45.	148 46.	76 36.
0. DON'T KNOW	30 3.	2 1.	10 3.	15 4.	7 2.	8 2.	14 4.	19 3.	8 3.	3 5.	9 4.	3 5.	3 2.	9 3.	3 1.
Q11D HENRY KISSINGER															
1. FAVORABLE	488 49.	110 48.	175 51.	171 47.	167 54.	172 49.	148 44.	283 51.	101 44.	29 47.	104 47.	33 54.	60 49.	161 50.	101 48.
2. UNFAVORABLE	427 43.	100 44.	142 41.	162 45.	124 40.	148 42.	152 46.	218 39.	115 50.	24 39.	97 44.	24 39.	54 44.	137 43.	91 43.
0. DON'T KNOW	85 9.	17 7.	27 8.	28 8.	21 7.	30 9.	34 10.	56 10.	13 6.	9 15.	21 9.	4 7.	9 7.	23 7.	19 9.
Q11E ROBERT DOLE															
1. FAVORABLE	315 32.	112 49.	107 31.	76 21.	102 33.	117 33.	96 29.	176 32.	75 33.	19 31.	74 33.	19 31.	41 33.	95 30.	67 32.
2. UNFAVORABLE	224 22.	31 14.	59 17.	130 36.	73 23.	76 22.	74 22.	115 21.	49 21.	12 19.	55 25.	14 23.	28 23.	72 22.	43 20.
0. DON'T KNOW	461 46.	84 37.	178 52.	155 43.	137 44.	157 45.	164 49.	266 48.	105 46.	31 50.	93 42.	28 46.	54 44.	154 48.	101 48.

Wash

Conn

F

F

Young mid old

CATHOLICS

Colorado

Q3 WHAT WILL BE THE MOST IMPORTANT ISSUE OR PROBLEM TO YOU IN DECIDING HOW TO VOTE FOR PRESIDENT

BREAK ONE	TOTAL SAMPLE	VOTER TYPE			AGE			RELIGION		POLITICAL AREAS				SOME COLL	
		REPUB	T-S	DEMOC	18-34	35-54	55+	PROT	CATH	DENVER DENVER	SUB SLOPE	* EAST EAST	WEST WEST		
COL 23-24 TOTAL	600 100.	120 100.	255 100.	144 100.	183 100.	227 100.	172 100.	351 100.	136 100.	118 100.	212 100.	154 100.	50 100.	68 100.	308 100.
* ECONOMIC ISSUE/ ECONOMY PROBLEMS	77 13.	15 13.	35 14.	21 14.	34 19.	27 12.	15 9.	40 12.	17 12.	17 15.	28 13.	19 12.	6 11.	7 11.	60 19.
* UNEMPLOYMENT/LACK OF JOBS	40 7.	2 1.	16 6.	19 13.	14 8.	11 5.	15 9.	23 7.	8 6.	9 7.	13 6.	12 8.	4 7.	3 4.	19 6.
& HONESTY/TRUST/MORAL CHARACTER/INTEGRITY	39 6.	4 3.	17 7.	11 8.	10 6.	17 7.	10 6.	23 7.	3 2.	9 7.	16 8.	9 6.	1 2.	4 5.	17 6.
*** FOREIGN AFFAIRS/AID/ POLICIES	38 6.	10 8.	16 6.	10 7.	15 8.	19 8.	4 3.	17 5.	10 7.	6 5.	13 6.	12 8.	3 6.	4 6.	19 6.
* STOP INFLATION/CONTROL HIGH COST OF LIVING	29 5.	6 5.	11 4.	11 8.	7 4.	9 4.	13 8.	14 4.	8 6.	3 2.	16 8.	5 4.	3 6.	2 3.	18 6.
** TAX ISSUE/TAX REFORM/ LOWER TAXES	22 4.	4 3.	10 4.	6 4.	9 5.	8 3.	5 3.	15 4.	5 4.	3 3.	8 4.	9 6.	1 2.	2 3.	16 5.
** STOP GOV'T SPENDING/ BALANCE BUDGET	21 3.	6 5.	9 4.	5 3.	8 4.	10 4.	3 2.	14 4.	3 2.	3 2.	6 3.	8 5.	2 4.	2 3.	15 5.
*** NATIONAL DEFENSE/ MILITARY STAND	18 3.	3 2.	10 4.	3 2.	11 6.	6 2.	2 1.	13 4.	3 2.	3 2.	6 3.	6 4.	1 2.	2 3.	11 4.
ALL ISSUES/EVERYTHING/ STAND ON ISSUES	17 3.	9 7.	3 1.		4 2.	8 3.	4 3.	11 3.	5 4.	3 2.	7 3.	4 3.		2 3.	8 3.
** WELFARE PROBLEM/ WELFARE REFORM	17 3.	2 1.	9 4.	4 3.	8 5.	6 2.	3 2.	11 3.	5 4.		6 3.	4 3.	2 3.	5 7.	9 3.
& PERSON HIMSELF/BEST MAN/INDIVIDUAL PERSON	13 2.	3 2.	5 2.	3 2.	2 1.	6 2.	3 2.	6 2.	4 3.	4 4.	6 3.	1 1.	1 2.	1 1.	2 1.
DOMESTIC ISSUES/ PROBLEMS	13 2.	3 3.	8 3.	2 1.	6 3.	7 3.	1 1.	6 2.	1 1.	3 2.	6 3.	3 2.		1 2.	13 4.
SOCIAL SECURITY/OLD PEOPLE/ELDERLY	12 2.	5 4.	4 2.	3 2.			12 7.	8 2.	3 2.	2 1.	3 1.	6 4.	2 3.		3 1.
& EXPERIENCE/PAST RECORD/QUALIFICATION	12 2.	7 5.	2 1.	2 1.	4 2.	5 2.	3 2.	9 3.	2 1.	2 1.	3 1.	4 2.	3 7.		9 3.
PARTY/VOTE PARTY	11 2.		3 1.	4 3.	4 2.	5 2.	3 2.	6 2.	3 2.	2 2.	2 1.	4 2.	1 2.	3 2.	8 2.
ABORTION ISSUE	8 1.		2 1.	3 2.	4 2.	3 1.	1 1.	3 1.	4 3.	4 3.	3 1.		1 3.		2 1.
DEBATE BETWEEN CANDIDATES/DEBATE	7 1.		2 1.		6 3.	1 *		3 1.	4 3.		5 2.	2 1.			2 1.
BUSING (UNSPECIFIED)	6 1.	1 1.	4 1.	2 1.	3 2.	2 1.	1 1.	4 1.	2 1.	3 3.	3 2.				3 1.
AMNESTY ISSUE	6 1.		4 2.	1 1.	1 *	2 1.	3 2.	4 1.			2 1.	1 1.	3 6.		3 1.
HEALTH INSURANCE ISSUE	5 1.	3 2.	2 1.	1 1.	2 1.	1 *	3 2.	5 1.		3 2.	2 1.	1 1.			5 1.
*** PEACE/KEEP OUT OF WARS	5 1.		4 2.		2 1.	2 1.	1 1.	3 1.		1 1.	2 1.		1 2.	1 2.	2 1.
SCHOOLS/EDUCATIONAL PROBLEMS	3 1.			2 1.	1 1.	1 *	1 1.	3 1.		1 1.		3 2.			3 1.
CRIME PROBLEMS	2 *	1 1.		1 1.			2 1.	1 *	1 1.	1 1.		1 1.			1 *
BUSING - AGAINST	1 *	1 1.				1 *		1 *			1 1.				

PRIORITY STATES - WAVE I (AUGUST/SEPTEMBER, 1976)

Q3 WHAT WILL BE THE MOST IMPORTANT
ISSUE OR PROBLEM TO YOU IN DECIDING HOW
TO VOTE FOR PRESIDENT

BREAK ONE	TOTAL SAMPLE	VOTER TYPE			AGE			RELIGION		POLITICAL AREAS				SOME/ COLL	
		REPUB	T-S	DEMOC	18-34	35-54	55+	PROT	CATH	DENVER	SUB DENVER	* EAST SLOPE	EAST		WEST
OTHER MISCELLANEOUS RESPONSES	107 18.	23 19.	45 18.	22 15.	25 14.	49 21.	30 18.	67 19.	22 16.	15 13.	45 21.	25 16.	11 22.	10 15.	55 18.
DON'T KNOW/NOTHING/ UNDECIDED	187 31.	34 28.	81 32.	41 28.	49 27.	62 27.	65 38.	109 31.	47 34.	41 35.	51 24.	49 32.	17 35.	28 42.	77 25.

COMBINED RESPONSES

THE ECONOMY (*)	124 21.	22 18.	51 20.	41 29.	46 25.	41 18.	37 22.	67 19.	28 20.	25 21.	49 23.	30 20.	9 19.	10 15.	80 26.
TAXES/SPENDING (**)	57 10.	12 10.	28 11.	13 9.	23 13.	24 10.	10 6.	38 11.	13 10.	6 5.	19 9.	20 13.	5 9.	8 12.	38 12.
FOREIGN POLICY/ DEFENSE (***)	57 9.	12 10.	27 11.	12 8.	24 13.	26 11.	7 4.	31 9.	12 9.	9 8.	20 10.	15 10.	5 10.	7 10.	28 9.
CANDIDATE PERCEPTIONS (&)	64 11.	13 11.	24 10.	16 11.	16 9.	27 12.	17 10.	38 11.	9 7.	14 12.	25 12.	14 9.	6 11.	5 7.	27 9.

* COLORADO SPRINGS/FT COLLINS/PUEBLO/

Q10A+B+C+D+E WHICH OF THE TWO CANDIDATES

FOR PRESIDENT DO YOU THINK WOULD BE THE FOLLOWING....

BREAK ONE	TOTAL SAMPLE	VOTER TYPE			AGE			RELIGION		POLITICAL AREAS				SOME COLL	
		REPUB	T-S	DEMOC	18-34	35-54	55+	PROT	CATH	DENVER DENVER	SUB * EAST SLOPE	EAST	WEST		
	600 100.	120 100.	255 100.	144 100.	183 100.	227 100.	172 100.	351 100.	136 100.	118 100.	212 100.	154 100.	50 100.	68 100.	308 100.
Q10D WOULD DO THE BEST JOB OF HANDLING OUR ECONOMIC PROBLEMS															
1. GERALD FORD	261 43.	87 72.	111 44.	23 16.	81 44.	99 44.	72 42.	165 47.	50 37.	45 38.	89 42.	69 45.	24 49.	33 49.	145 47.
2. JIMMY CARTER	187 31.	11 9.	74 29.	77 54.	62 34.	70 31.	52 31.	102 29.	47 34.	42 36.	62 29.	51 33.	14 29.	18 26.	92 30.
3. BOTH (VOLUNTEERED)	11 2.		8 3.	3 2.	4 2.	3 1.	3 2.	7 2.	1 1.	3 2.	6 3.	2 1.		1 1.	8 3.
4. NEITHER (VOLUNTEERED)	32 5.	7 6.	19 7.	7 5.	6 3.	17 7.	9 5.	20 6.	7 5.	5 5.	15 7.	5 3.	1 2.	6 8.	14 4.
0. DON'T KNOW	109 18.	15 13.	43 17.	34 24.	32 17.	37 16.	35 21.	58 17.	32 23.	23 19.	39 18.	27 17.	10 21.	10 15.	49 16.

Q10E EFFECTIVE IN HANDLING FOREIGN AFFAIRS/NAT'L DEFENSE

1. GERALD FORD	312 52.	94 78.	134 53.	36 25.	108 59.	114 50.	83 49.	191 54.	65 48.	56 48.	117 55.	79 51.	24 48.	36 53.	169 55.
2. JIMMY CARTER	133 22.	5 4.	50 20.	63 44.	35 19.	51 22.	43 25.	77 22.	32 23.	31 26.	47 22.	34 22.	11 22.	11 16.	59 19.
3. BOTH (VOLUNTEERED)	11 2.	2 1.	5 2.	3 2.	1 *	6 2.	4 3.	6 2.	4 3.	1 1.	4 2.	3 2.	3 3.	1 2.	7 2.
4. NEITHER (VOLUNTEERED)	38 6.	9 7.	18 7.	11 7.	10 6.	17 7.	9 5.	21 6.	8 6.	6 5.	13 6.	11 7.	2 3.	7 10.	18 6.
0. DON'T KNOW	106 18.	11 9.	47 19.	31 22.	29 16.	40 17.	33 19.	56 16.	27 19.	24 20.	31 15.	27 17.	11 23.	14 20.	55 18.

* COLORADO SPRINGS/FT COLLINS/PUEBLO/

PRIORITY STATES - WAVE I (AUGUST/SEPTEMBER, 1976)

Q11A+B+C+D+E IS YOUR GENERAL IMPRESSION OF THE FOLLOWING MEN FAVORABLE OR UNFAVORABLE....

BREAK ONE	TOTAL SAMPLE	VOTER TYPE			AGE			RELIGION		POLITICAL AREAS				SOME COLL	
		REPUB	T-S	DEMOC	18-34	35-54	55+	PROT	CATH	DENVER DENVER	SUB * SLOPE	EAST EAST	WEST		
COL 36-40 TOTAL	600 100.	120 100.	255 100.	144 100.	183 100.	227 100.	172 100.	351 100.	136 100.	118 100.	212 100.	154 100.	50 100.	68 100.	308 100.
Q11A NELSON ROCKEFELLER															
1. FAVORABLE	305 51.	78 65.	133 52.	68 47.	84 46.	119 52.	94 55.	190 54.	60 44.	62 53.	116 55.	72 47.	15 29.	39 58.	171 56.
2. UNFAVORABLE	235 39.	30 25.	105 41.	61 42.	84 46.	85 37.	59 35.	127 36.	61 44.	41 35.	77 37.	65 43.	25 51.	26 39.	115 37.
0. DON'T KNOW	61 10.	12 10.	17 7.	15 10.	15 8.	24 10.	19 11.	33 9.	16 12.	15 13.	18 9.	16 10.	10 19.	2 3.	21 7.
Q11B JOHN CONNALLY															
1. FAVORABLE	166 28.	53 44.	72 28.	26 18.	44 24.	67 29.	50 29.	118 34.	26 19.	34 29.	45 21.	49 32.	18 36.	20 30.	82 27.
2. UNFAVORABLE	301 50.	36 30.	135 53.	95 66.	95 52.	121 53.	78 46.	164 47.	75 55.	64 54.	115 54.	71 48.	21 43.	31 45.	175 57.
0. DON'T KNOW	133 22.	31 26.	47 19.	23 16.	44 24.	40 17.	44 26.	70 20.	35 26.	20 17.	52 25.	34 22.	11 21.	17 25.	51 17.
Q11C RONALD REAGAN															
1. FAVORABLE	359 60.	79 66.	170 67.	71 49.	102 56.	151 67.	95 56.	231 66.	79 58.	67 57.	117 55.	97 63.	31 63.	47 70.	190 62.
2. UNFAVORABLE	197 33.	33 28.	71 28.	65 45.	75 41.	66 29.	52 31.	101 29.	40 30.	44 38.	81 38.	42 27.	13 26.	17 25.	105 34.
0. DON'T KNOW	45 7.	8 6.	14 5.	9 6.	6 3.	10 4.	24 14.	18 5.	17 12.	7 6.	14 7.	14 9.	6 11.	4 5.	13 4.
Q11D HENRY KISSINGER															
1. FAVORABLE	303 50.	68 57.	141 55.	60 41.	117 64.	101 44.	80 47.	187 53.	67 49.	54 46.	116 55.	88 57.	16 31.	30 45.	175 57.
2. UNFAVORABLE	218 36.	36 30.	86 34.	66 46.	49 27.	97 43.	62 36.	118 34.	54 39.	46 39.	77 36.	44 29.	23 46.	28 42.	100 32.
0. DON'T KNOW	80 13.	16 14.	28 11.	18 13.	18 10.	29 13.	30 18.	45 13.	16 12.	18 15.	20 9.	22 14.	11 23.	9 13.	33 11.
Q11E ROBERT DOLE															
1. FAVORABLE	206 34.	55 46.	96 38.	28 19.	80 44.	71 31.	52 31.	131 37.	49 36.	40 34.	64 30.	52 34.	21 42.	30 44.	118 38.
2. UNFAVORABLE	114 19.	10 8.	44 17.	49 34.	33 18.	49 21.	27 16.	59 17.	29 21.	30 26.	45 21.	22 15.	8 16.	8 12.	59 19.
0. DON'T KNOW	280 47.	55 46.	115 45.	67 46.	71 38.	107 47.	93 54.	161 46.	58 42.	48 41.	102 48.	79 51.	21 42.	30 44.	131 42.

Florida

Q3 WHAT WILL BE THE MOST IMPORTANT ISSUE OR PROBLEM TO IN DECIDING HOW TO VOTE FOR PRESIDENT

BREAK ONE	TOTAL SAMPLE	VOTER TYPE			AGE			RELIGION			AREA			RACE	
		REPUB	T-S	DEMOC	18-34	35-54	55+	PROT	CATH	PANIAN + NE	EAST CENTR	WEST CENTR	SOUTH	WHITE	BLACK
COL 23-24 TOTAL	799 100.	118 100.	259 100.	299 100.	190 100.	273 100.	313 100.	495 100.	142 100.	128 100.	132 100.	187 100.	351 100.	668 100.	115 100.
* ECONOMIC ISSUE/ ECONOMY PROBLEMS	121 15.	18 15.	44 17.	45 15.	27 14.	58 21.	33 11.	75 15.	24 17.	24 19.	30 23.	20 11.	47 13.	101 15.	17 15.
* UNEMPLOYMENT/LACK OF JOBS	76 10.	8 7.	22 9.	38 13.	16 8.	26 10.	34 11.	51 10.	17 12.	11 8.	15 12.	16 8.	34 10.	53 8.	21 18.
* STOP INFLATION/CONTROL HIGH COST OF LIVING	53 7.	6 5.	24 9.	18 6.	9 5.	20 7.	24 8.	29 6.	9 7.	6 5.	13 10.	10 5.	25 7.	45 7.	8 7.
*** FOREIGN AFFAIRS/AID/ POLICIES	47 6.	15 13.	13 5.	13 4.	12 6.	18 6.	18 6.	26 5.	11 8.	7 5.	9 7.	7 4.	24 7.	45 7.	2 1.
& HONESTY/TRUST/MORAL CHARACTER/INTEGRITY	40 5.	7 6.	9 4.	18 6.	11 6.	12 4.	17 5.	29 6.	6 4.	10 8.	3 2.	11 6.	17 5.	36 5.	3 3.
PARTY/VOTE PARTY	27 3.	1 1.	5 2.	20 7.	5 3.	5 2.	17 6.	17 3.	6 5.	8 6.	4 3.	6 3.	10 3.	20 3.	6 5.
** TAX ISSUE/TAX REFORM/ LOWER TAXES	25 3.	6 5.	10 4.	7 2.	10 5.	10 4.	5 2.	12 2.	5 3.	4 3.	4 3.	5 2.	13 4.	23 3.	1 1.
ALL ISSUES/EVERYTHING/ STAND ON ISSUES	23 3.	4 3.	11 4.	5 2.	7 4.	8 3.	7 2.	18 4.	2 1.	2 2.	4 3.	9 5.	8 2.	19 3.	3 2.
*** NATIONAL DEFENSE/ MILITARY STAND	23 3.	4 3.	10 4.	6 2.	10 5.	4 2.	9 3.	17 3.	5 4.	5 4.	11 8.	2 1.	5 1.	23 3.	
SOCIAL SECURITY/OLD PEOPLE/ELDERLY	20 3.	3 2.	4 2.	11 4.		2 1.	18 6.	7 2.	6 4.	2 1.	4 3.	5 3.	9 3.	17 3.	3 2.
** STOP GOV'T SPENDING/ BALANCE BUDGET	18 2.	3 2.	8 3.	6 2.	4 2.	2 1.	13 4.	14 3.	2 1.	6 5.	2 2.	5 3.	5 1.	17 3.	2 1.
DOMESTIC ISSUES/ PROBLEMS	17 2.	3 3.	5 2.	7 2.	8 4.	5 2.	5 1.	11 2.	3 2.	3 3.	3 2.	2 1.	9 3.	14 2.	4 3.
& EXPERIENCE/PAST RECORD/QUALIFICATION	16 2.	4 3.	5 2.	4 1.	6 3.	4 2.	6 2.	9 2.	2 1.	5 4.	4 3.	3 2.	4 1.	16 2.	
** WELFARE PROBLEM/ WELFARE REFORM	12 1.	3 2.	6 2.	3 1.	4 2.	6 2.	2 1.	10 2.	1 1.	1 1.	2 2.	2 1.	6 2.	12 2.	
& PERSON HIMSELF/BEST MAN/INDIVIDUAL PERSON	11 1.	1 1.	2 1.	3 1.	2 1.	3 1.	6 2.	5 1.	3 2.	2 1.		5 3.	5 1.	10 2.	1 1.
DEBATE BETWEEN CANDIDATES/DEBATE	10 1.		5 2.	3 1.	2 1.	3 1.	5 2.	6 1.	1 1.	2 1.	3 2.	2 1.	4 1.	8 1.	2 1.
CRIME PROBLEMS	10 1.	2 2.	4 1.	3 1.	1 1.	3 1.	4 1.	5 1.	3 2.		2 2.	3 1.	5 1.	10 1.	
BUSING (UNSPECIFIED)	8 1.	1 1.	2 1.		5 3.	3 1.		4 1.		1 1.	1 1.	1 1.	5 1.	6 1.	2 2.
SCHOOLS/EDUCATIONAL PROBLEMS	7 1.	1 1.	3 1.	4 1.	3 1.	3 1.	2 1.	4 1.	1 1.	2 1.	2 1.		4 1.	7 1.	
*** PEACE/KEEP OUT OF WARS	7 1.	3 2.	2 1.	1 *	1 1.	1 *	5 1.	3 1.					7 2.	7 1.	
ABORTION ISSUE	6 1.	1 1.	3 1.	2 1.	3 1.	2 1.	2 1.	4 1.	1 1.	4 3.	1 1.	1 *	1 *	6 1.	
HEALTH INSURANCE ISSUE	6 1.		3 1.	3 1.	1 *	3 1.	3 1.		4 3.		1 1.	1 1.	5 1.	6 1.	
AMNESTY ISSUE	5 1.		2 1.	3 1.	1 *	4 1.	1 *	4 1.		1 1.		2 1.	3 1.	4 1.	2 1.
BUSING - AGAINST	2 *	1 1.		1 *		1 *	1 *		1 1.	1 1.			1 *	2 *	



PRIORITY STATES - WAVE I (AUGUST/SEPTEMBER, 1976)

Q3 WHAT WILL BE MOST IMPORTANT
ISSUE OR PROBLEM TO J IN DECIDING HOW
TO VOTE FOR PRESIDENT

BREAK ONE	TOTAL SAMPLE	VOTER TYPE			AGE			RELIGION			AREA			RACE	
		REPUS	T-S	DEMOC	18-34	35-54	55+	PROT	CATH	PANHAN + NE	EAST CENTR	WEST CENTR	SOUTH	WHITE	BLACK
OTHER MISCELLANEOUS RESPONSES	102 13.	20 17.	39 15.	30 10.	23 12.	36 13.	40 13.	69 14.	16 11.	16 12.	12 9.	21 11.	53 15.	87 13.	15 13.
DON'T KNOW/NOTHING/ UNDECIDED	234 29.	30 26.	71 28.	83 28.	47 25.	78 28.	96 31.	142 29.	43 30.	26 20.	34 26.	66 35.	106 30.	183 27.	43 37.
COMBINED RESPONSES															
THE ECONOMY (*)	217 27.	29 24.	74 28.	91 30.	47 25.	91 33.	78 25.	132 27.	45 31.	36 28.	51 38.	41 22.	89 25.	177 26.	36 31.
TAXES/SPENDING (**)	54 7.	10 9.	24 9.	17 6.	17 9.	18 6.	19 6.	35 7.	6 5.	11 9.	8 6.	12 6.	23 7.	51 8.	3 2.
FOREIGN POLICY/ DEFENSE (***)	76 9.	21 17.	26 10.	19 7.	23 12.	23 8.	30 10.	44 9.	17 12.	11 9.	20 15.	8 4.	36 10.	74 11.	2 1.
CANDIDATE PERCEPTIONS (&)	63 8.	11 10.	15 6.	23 8.	18 9.	16 6.	26 8.	41 8.	9 7.	16 12.	6 5.	18 10.	22 6.	57 9.	5 4.

PRIORITY STATES - WAVE 1 (AUGUST/SEPTEMBER)

Q10A+B+C+D+E WHICH OF THE TWO CANDIDATES

FOR PRESIDENT DO YOU THINK WOULD BE THE FOLLOWING....

BREAK ONE	TOTAL SAMPLE	VOTER TYPE			AGE			RELIGION			AREA			RACE	
		REPUB	T-S	DEMOC	18-34	35-54	55+	PROT	CATH	PANHAN + NE	EAST CENTR	WEST CENTR	SOUTH	WHITE	BLACK
	799 100.	118 100.	259 100.	299 100.	190 100.	273 100.	313 100.	495 100.	142 100.	128 100.	132 100.	187 100.	351 100.	668 100.	115 100.
Q10D WOULD DO THE BEST JOB OF HANDLING OUR ECONOMIC PROBLEMS															
1. GERALD FORD	267 33.	82 69.	100 39.	47 16.	61 32.	84 31.	115 37.	177 36.	49 34.	47 37.	51 39.	63 33.	106 30.	258 39.	8 7.
2. JIMMY CARTER	350 44.	18 15.	92 36.	189 63.	102 53.	131 48.	112 36.	219 44.	68 47.	55 43.	53 40.	73 39.	168 48.	259 39.	84 73.
3. BOTH (VOLUNTEERED)	17 2.		9 4.	6 2.	2 1.	6 2.	9 3.	7 1.	2 1.	2 1.	3 2.	3 1.	10 3.	17 3.	
4. NEITHER (VOLUNTEERED)	28 4.	3 3.	13 5.	10 3.	7 4.	9 3.	12 4.	14 3.	7 5.	2 1.	8 6.	10 5.	9 2.	22 3.	5 4.
0. DON'T KNOW	136 17.	15 13.	44 17.	47 16.	19 10.	43 16.	65 21.	78 16.	17 12.	23 18.	17 13.	39 21.	57 16.	112 17.	18 16.
Q10E EFFECTIVE IN HANDLING FOREIGN AFFAIRS/NAT'L DEFENSE															
1. GERALD FORD	364 46.	91 77.	136 52.	86 29.	89 47.	121 44.	143 46.	238 48.	67 47.	62 48.	63 48.	84 45.	155 44.	330 49.	30 26.
2. JIMMY CARTER	259 32.	14 12.	66 25.	141 47.	69 36.	97 35.	89 28.	160 32.	50 35.	42 32.	40 31.	48 26.	128 37.	192 29.	63 54.
3. BOTH (VOLUNTEERED)	22 3.		9 4.	10 3.	2 1.	9 3.	10 3.	12 3.	3 2.	7 5.	5 4.	2 1.	9 2.	19 3.	1 1.
4. NEITHER (VOLUNTEERED)	24 3.	3 2.	9 4.	8 3.	6 3.	9 3.	8 3.	12 2.	6 4.	3 2.	5 4.	8 4.	9 2.	21 3.	2 2.
0. DON'T KNOW	130 16.	11 9.	39 15.	55 18.	23 12.	37 14.	63 20.	73 15.	17 12.	16 12.	19 14.	46 25.	50 14.	165 16.	20 17.

PRIORITY STATES WAVE 1 (AUGUST/SEPTEMBER, 1976)

Q11A+B+C+D+E IS YOUR GENERAL IMPRESSION OF THE FOLLOWING MEN FAVORABLE OR UNFAVORABLE....

BREAK ONE	TOTAL SAMPLE	VOTER TYPE			AGE			RELIGION			AREA			RACE	
		REPUS	T-S	DEMOC	18-34	35-54	55+	PROT	CATH	PANHAN + NE	EAST CENTR	WEST CENTR	SOUTH	WHITE	BLACK
COL 36-40 TOTAL	799 100.	118 100.	259 100.	299 100.	190 100.	273 100.	313 100.	495 100.	142 100.	128 100.	132 100.	187 100.	351 100.	668 100.	115 100.
Q11A NELSON ROCKEFELLER															
1. FAVORABLE	384 48.	69 59.	134 52.	121 40.	82 43.	140 51.	147 47.	234 47.	68 48.	53 41.	60 46.	100 53.	171 49.	326 49.	49 43.
2. UNFAVORABLE	314 39.	37 31.	96 37.	139 46.	90 47.	99 36.	120 38.	190 38.	63 44.	52 40.	54 41.	67 36.	142 40.	264 40.	44 38.
0. DON'T KNOW	101 13.	12 10.	29 11.	40 13.	18 9.	34 12.	46 15.	71 14.	11 8.	24 19.	18 13.	21 11.	38 11.	77 12.	22 19.
Q11B JOHN CONNALLY															
1. FAVORABLE	248 31.	51 43.	88 34.	72 24.	61 32.	88 32.	94 30.	174 35.	30 21.	42 32.	43 33.	55 29.	109 31.	215 32.	31 27.
2. UNFAVORABLE	362 45.	40 34.	114 44.	160 53.	86 45.	126 47.	138 44.	202 41.	84 59.	56 44.	65 49.	87 46.	154 44.	302 45.	50 44.
0. DON'T KNOW	189 24.	27 23.	57 22.	68 23.	43 23.	57 21.	81 26.	118 24.	29 20.	31 24.	24 18.	46 25.	87 25.	151 23.	34 30.
Q11C RONALD REAGAN															
1. FAVORABLE	478 60.	85 72.	159 61.	162 54.	106 56.	165 60.	193 62.	304 62.	94 66.	71 56.	86 66.	113 60.	207 59.	420 63.	51 44.
2. UNFAVORABLE	252 32.	29 24.	78 30.	109 36.	75 39.	88 32.	83 26.	148 30.	42 29.	45 35.	38 29.	55 29.	113 32.	196 29.	51 44.
0. DON'T KNOW	69 9.	5 4.	23 9.	29 10.	10 5.	20 7.	37 12.	43 9.	7 5.	12 9.	7 5.	20 10.	31 9.	52 8.	14 12.
Q11D HENRY KISSINGER															
1. FAVORABLE	408 51.	59 50.	134 52.	151 50.	101 53.	137 50.	156 50.	262 53.	68 48.	65 51.	63 48.	106 56.	173 49.	342 51.	60 52.
2. UNFAVORABLE	280 35.	44 37.	91 35.	113 38.	70 37.	99 36.	105 34.	165 33.	63 44.	46 36.	52 40.	56 30.	125 36.	231 35.	41 36.
0. DON'T KNOW	111 14.	15 13.	34 13.	35 12.	19 10.	38 14.	52 17.	68 14.	11 8.	17 13.	16 12.	26 14.	52 15.	95 14.	14 12.
Q11E ROBERT DOLE															
1. FAVORABLE	279 35.	62 52.	93 36.	67 22.	62 32.	104 38.	105 34.	181 37.	51 36.	40 32.	49 37.	75 40.	115 33.	245 37.	28 24.
2. UNFAVORABLE	149 19.	14 12.	41 16.	82 27.	46 24.	40 15.	59 19.	85 17.	32 22.	25 19.	19 14.	36 19.	69 20.	119 18.	28 24.
0. DON'T KNOW	371 46.	43 36.	125 48.	150 50.	83 44.	130 47.	149 48.	228 46.	59 42.	63 49.	63 48.	76 41.	167 48.	304 45.	59 51.

PRIORITY STATES - WAVE I (AUGUST/SEPTEMBER, 1976)

Q3 WHAT WILL BE THE MOST IMPORTANT ISSUE OR PROBLEM TO YOU IN DECIDING HOW TO VOTE FOR PRESIDENT

BREAK ONE	FR	TOTAL SAMPLE	VOTER TYPE			AGE			RELIGION		CONG 1-2-4	DIST 3-5-6	COUNTIES		FARM HH	SOME COLL.
			REPUB	T-S	DEMOC	18-34	35-54	55+	PROT	CATH			SMSA *	NON-SMSA		
COL 23-24	TOTAL	601	155	236	148	171	199	221	413	115	304	297	220	381	105	197
		100.	100.	100.	100.	100.	100.	100.	100.	100.	100.	100.	100.	100.	100.	100.
	FARM PROBLEMS/ POLICIES	63	19	31	10	19	22	23	47	13	20	43	8	55	31	23
		11.	12.	13.	7.	11.	11.	10.	11.	11.	7.	14.	4.	14.	29.	12.
	* ECONOMIC ISSUE/ ECONOMY PROBLEMS	51	13	24	11	24	15	12	32	12	29	22	21	30	11	22
		8.	8.	10.	7.	14.	7.	5.	8.	10.	9.	7.	9.	8.	10.	11.
	*** FOREIGN AFFAIRS/AID/ POLICIES	39	13	8	13	13	14	12	26	9	21	18	15	24	5	18
		6.	9.	4.	9.	8.	7.	5.	6.	8.	7.	6.	7.	6.	5.	9.
	* STOP INFLATION/CONTROL HIGH COST OF LIVING	33	13	11	7	5	10	17	21	8	18	15	13	20	6	15
		6.	8.	5.	4.	3.	5.	8.	5.	7.	6.	5.	6.	5.	6.	7.
	& HONESTY/TRUST/MORAL CHARACTER/INTEGRITY	28	9	12	6	4	7	16	22	5	12	16	7	21	4	9
		5.	6.	5.	4.	2.	4.	7.	5.	4.	4.	5.	3.	6.	4.	5.
	* UNEMPLOYMENT/LACK OF JOBS	28	7	11	8	8	10	10	21	5	16	12	9	20	2	10
		5.	5.	5.	6.	5.	5.	4.	5.	5.	5.	4.	4.	5.	2.	5.
	** STOP GOV'T SPENDING/ BALANCE BUDGET	25	9	12	4	8	7	10	21	2	16	9	10	15	5	13
		4.	6.	5.	3.	4.	4.	5.	5.	2.	5.	3.	5.	4.	5.	6.
	ALL ISSUES/EVERYTHING/ STAND ON ISSUES	18	3	6	4	7	6	5	12	3	10	8	9	9	2	6
		3.	2.	3.	3.	4.	3.	2.	3.	3.	3.	3.	4.	2.	1.	3.
	** TAX ISSUE/TAX REFORM/ LOWER TAXES	18	4	8	6	3	5	9	16	1	11	7	6	12		9
		3.	2.	3.	4.	2.	3.	4.	4.	1.	4.	2.	3.	3.		4.
	ABORTION ISSUE	14	2	6	6	5	4	5	1	12	8	6	6	8	3	8
		2.	2.	2.	4.	3.	2.	2.	*	10.	3.	2.	3.	2.	3.	4.
	PARTY/VOTE PARTY	12	3	3	5	1	4	7	8	5	9	3	7	6	3	3
		2.	2.	1.	4.	1.	2.	3.	2.	4.	3.	1.	3.	2.	2.	2.
	** WELFARE PROBLEM/ WELFARE REFORM	12	5	6	1	2	6	4	8	4	8	4	6	6	1	2
		2.	3.	3.	1.	1.	3.	2.	2.	4.	3.	1.	3.	2.	1.	1.
	DOMESTIC ISSUES/ PROBLEMS	11	2	5	3	5	5	1	7	1	8	2	7	4	1	6
		2.	2.	2.	2.	3.	3.	*	2.	1.	3.	1.	3.	1.	1.	3.
	SOCIAL SECURITY/OLD PEOPLE/ELDERLY	11	3	2	5		1	10	7	3	6	5	2	9	1	2
		2.	2.	1.	4.		1.	4.	2.	3.	2.	2.	1.	2.	1.	1.
	& PERSON HIMSELF/BEST MAN/INDIVIDUAL PERSON	10	4	1	3	2	2	5	4	2	3	7	4	5	1	4
		2.	3.	*	2.	1.	1.	2.	1.	2.	1.	2.	2.	1.	1.	2.
	AMNESTY ISSUE	7	4	1	2		3	4	5	2	5	2	3	4		1
		1.	3.	*	1.		2.	2.	1.	2.	2.	1.	1.	1.		1.
	*** NATIONAL DEFENSE/ MILITARY STAND	7	1	4	1	4		3	4	3	5	2	2	4	1	2
		1.	1.	2.	1.	2.		1.	1.	2.	2.	1.	1.	1.	1.	1.
	*** PEACE/KEEP OUT OF WARS	6	2	4	1	2	1	3	5		4	2	4	2	1	1
		1.	1.	2.	1.	1.	1.	1.	1.		1.	1.	2.	*	1.	1.
	& EXPERIENCE/PAST RECORD/QUALIFICATION	5	3	1	1	1	1	3	5	1	2	4	1	5	2	3
		1.	2.	*	1.	1.	1.	2.	1.	1.	1.	1.	*	1.	2.	1.
	DEBATE BETWEEN CANDIDATES/DEBATE	5	1	3	1	2	3		4	1	4	1	4	1		4
		1.	1.	1.	1.	1.	2.		1.	1.	1.	*	2.	*		2.
	SCHOOLS/EDUCATIONAL PROBLEMS	4	1		2	2	1	1	3		3	1		4		3
		1.	1.		1.	1.	1.	*	1.		1.	*		1.		2.
	BUSING - AGAINST	4	1	1	2	1	1	2	3	1	3	1	1	3		1
		1.	1.	*	1.	1.	1.	1.	1.	1.	1.	*	*	1.		1.
	BUSING (UNSPECIFIED)	1	1					1	1		1			1		
		*	1.					*	*		*			*		

PRIORITY STATES - WAVE I (AUGUST/SEPTEMBER, 1976)

Q3 WHAT WILL BE THE MOST IMPORTANT
ISSUE OR PROBLEM TO YOU IN DECIDING HOW
TO VOTE FOR PRESIDENT

BREAK ONE	FR	TOTAL SAMPLE	VOTER TYPE		AGE			RELIGION		CONG 1-2-4	DIST 3-5-6	COUNTIES		FARM HH	SOME/ COLL	
			REPUB	T-S	DEMOC	18-34	35-54	55+	PROT			CATH	SMSA *			NON- SMSA
OTHER MISCELLANEOUS RESPONSES		75 13.	17 11.	30 13.	22 15.	20 12.	24 12.	30 14.	55 13.	9 8.	39 13.	36 12.	25 11.	51 13.	12 11.	32 16.
DON'T KNOW/NOTHING/ UNDECIDED		202 34.	42 27.	76 32.	49 33.	55 32.	70 35.	70 32.	140 34.	31 27.	96 32.	107 36.	76 35.	126 33.	25 24.	40 20.

COMBINED RESPONSES

THE ECONOMY (*)		99 17.	29 19.	42 18.	21 14.	33 19.	29 15.	36 16.	63 15.	23 20.	56 18.	44 15.	38 17.	61 16.	18 17.	40 20.
TAXES/SPENDING (**)		52 9.	17 11.	24 10.	10 7.	12 7.	19 9.	21 10.	41 10.	7 6.	32 10.	20 7.	21 9.	31 8.	6 6.	21 11.
FOREIGN POLICY/ DEFENSE (***)		51 8.	16 10.	15 7.	16 11.	18 11.	15 7.	18 8.	35 8.	12 11.	29 9.	22 7.	22 10.	29 8.	8 7.	22 11.
CANDIDATE PERCEPTIONS (&)		42 7.	16 10.	15 6.	10 7.	8 4.	10 5.	23 11.	30 7.	8 7.	17 5.	26 9.	12 5.	30 8.	7 6.	15 7.

* SCOTT, LINN, DUBUQUE, BLACKHAWK, POLK, POTTAWATAMIE, WOODBURY

PRIORITY STATES - WAVE I (AUGUST/SEPTEMBER, 1976)

Q10A+B+C+D+E WHICH OF TWO CANDIDATES

FOR PRESIDENT DO YOU THINK WOULD BE THE FOLLOWING....

BREAK ONE	FR	TOTAL SAMPLE	VOTER TYPE		AGE			RELIGION		CONG 1-2-4	DIST 3-5-6	COUNTIES		FARM HH	SOME/ COLL	
			REPUB	T-S DEMOC	18-34	35-54	55+	PROT	CATH			SMSA *	NON- SMSA			
		601 100.	155 100.	236 100.	148 100.	171 100.	199 100.	221 100.	413 100.	115 100.	304 100.	297 100.	220 100.	381 100.	105 100.	197 100.
Q10D WOULD DO THE BEST JOB OF HANDLING OUR ECONOMIC PROBLEMS																
1. GERALD FORD		226 38.	101 65.	88 37.	18 12.	72 42.	63 32.	88 40.	175 42.	31 27.	119 39.	107 36.	83 38.	143 38.	42 40.	101 51.
2. JIMMY CARTER		220 37.	21 14.	91 38.	92 62.	69 40.	80 40.	71 32.	139 34.	48 42.	110 36.	111 37.	87 40.	133 35.	39 37.	54 27.
3. BOTH (VOLUNTEERED)		11 2.	2 1.	8 3.		6 3.	3 2.	2 1.	5 1.	6 5.	7 2.	4 1.	6 3.	5 1.	2 2.	4 2.
4. NEITHER (VOLUNTEERED)		11 2.	3 2.	3 1.	4 3.	2 1.	4 2.	4 2.	6 1.	3 2.	5 2.	6 2.	4 2.	7 2.		1 1.
0. DON'T KNOW		132 22.	28 18.	47 20.	35 23.	22 13.	48 24.	56 25.	89 22.	27 23.	64 21.	68 23.	40 18.	92 24.	21 20.	38 19.
Q10E EFFECTIVE IN HANDLING FOREIGN AFFAIRS/NAT'L DEFENSE																
1. GERALD FORD		293 49.	118 76.	119 50.	33 22.	95 55.	95 48.	100 45.	219 53.	52 45.	152 50.	141 47.	120 54.	173 45.	53 51.	116 59.
2. JIMMY CARTER		139 23.	9 6.	52 22.	66 45.	50 29.	49 25.	39 18.	80 19.	34 30.	66 22.	72 24.	44 20.	94 25.	25 23.	39 20.
3. BOTH (VOLUNTEERED)		15 2.	5 3.	6 3.	4 3.	2 1.	3 2.	10 4.	11 3.	3 3.	11 4.	4 1.	8 4.	7 2.	3 2.	7 4.
4. NEITHER (VOLUNTEERED)		12 2.	1 1.	6 3.	3 2.	2 1.	4 2.	6 3.	8 2.	2 1.	5 2.	7 2.	4 2.	8 2.	3 2.	3 1.
0. DON'T KNOW		142 24.	22 14.	53 23.	42 28.	22 13.	48 24.	67 30.	95 23.	25 21.	69 23.	73 25.	44 20.	98 26.	22 21.	32 16.

* SCOTT, LINN, DUBUQUE, BLACKHAWK, POLK, POTTAWATAMIE, WOODBURY

PRIORITY STATES - WAVE I (AUGUST/SEPTEMBER, 1976)

Q11A+B+C+D+E IS YOUR GENERAL IMPRESSION OF THE FOLLOWING MEN FAVORABLE OR UNFAVORABLE....

BREAK ONE	FR	TOTAL SAMPLE	VOTER TYPE			AGE			RELIGION		CONG 1-2-4	DIST 3-5-6	COUNTIES		FARM HH	SOME COLL
			REPUB	T-S	DEMOC	18-34	35-54	55+	PROT	CATH			SMSA *	NON-SMSA		
COL 36-40	TOTAL	601	155	236	148	171	199	221	413	115	304	297	220	381	105	197
		100.	100.	100.	100.	100.	100.	100.	100.	100.	100.	100.	100.	100.	100.	100.
Q11A	NELSON ROCKEFELLER															
1.	FAVORABLE	268	80	114	58	67	89	110	97	44	147	121	100	169	44	109
		45.	51.	48.	39.	39.	45.	50.	48.	38.	49.	41.	45.	44.	42.	55.
2.	UNFAVORABLE	247	54	91	75	82	84	77	162	53	125	122	89	157	46	64
		41.	35.	39.	51.	48.	42.	35.	39.	46.	41.	41.	41.	41.	44.	32.
0.	DON'T KNOW	86	21	31	15	22	25	34	54	19	32	54	31	55	15	25
		14.	14.	13.	10.	13.	13.	15.	13.	16.	10.	18.	14.	14.	14.	12.
Q11B	JOHN CONNALLY															
1.	FAVORABLE	160	61	59	26	49	59	50	119	26	73	87	53	107	35	58
		27.	39.	25.	16.	29.	30.	23.	29.	22.	24.	29.	24.	28.	33.	29.
2.	UNFAVORABLE	291	58	120	93	88	92	108	189	67	156	136	115	176	45	104
		49.	37.	51.	63.	52.	46.	49.	46.	58.	51.	46.	52.	46.	43.	53.
0.	DON'T KNOW	149	37	57	28	33	48	63	105	22	75	74	52	97	25	36
		25.	24.	24.	19.	20.	24.	28.	25.	19.	25.	25.	24.	26.	24.	18.
Q11C	RONALD REAGAN															
1.	FAVORABLE	381	115	160	75	105	124	147	272	70	191	190	143	237	79	114
		63.	74.	68.	51.	61.	62.	66.	66.	61.	63.	64.	65.	62.	75.	58.
2.	UNFAVORABLE	168	36	55	58	59	54	53	107	32	91	77	61	106	20	71
		28.	23.	23.	39.	34.	27.	24.	26.	28.	30.	26.	28.	28.	19.	36.
0.	DON'T KNOW	52	4	22	14	7	21	21	33	13	22	30	16	37	7	13
		9.	3.	9.	10.	4.	10.	10.	8.	11.	7.	10.	7.	10.	7.	6.
Q11D	HENRY KISSINGER															
1.	FAVORABLE	274	98	106	46	87	89	94	200	39	156	118	117	157	37	118
		46.	63.	45.	31.	51.	45.	42.	48.	34.	51.	40.	53.	41.	35.	60.
2.	UNFAVORABLE	242	37	96	84	70	82	88	159	57	114	129	80	163	47	53
		40.	24.	41.	57.	41.	41.	40.	38.	50.	37.	43.	36.	43.	45.	27.
0.	DON'T KNOW	84	20	34	18	14	27	39	54	19	34	50	23	61	21	26
		14.	13.	14.	12.	8.	14.	18.	13.	16.	11.	17.	11.	16.	20.	13.
Q11E	ROBERT DOLE															
1.	FAVORABLE	247	96	87	43	68	78	99	188	33	133	114	92	156	48	88
		41.	62.	37.	29.	40.	39.	45.	46.	28.	44.	38.	42.	41.	46.	45.
2.	UNFAVORABLE	97	10	31	48	30	32	33	53	33	47	50	29	68	22	43
		16.	7.	13.	32.	18.	16.	15.	13.	29.	15.	17.	13.	18.	21.	22.
0.	DON'T KNOW	256	49	119	57	72	80	89	172	50	123	133	100	157	34	66
		43.	31.	50.	38.	42.	45.	40.	42.	43.	41.	45.	45.	41.	33.	33.

* SCOTT, LINN, DUBUQUE, BLACKHAWK, POLK, POTTAWATOMI, WOODBURY

Kentucky

Q3 WHAT WILL BE THE MOST IMPORTANT ISSUE OR PROBLEM TO YOU IN DECIDING HOW TO VOTE FOR PRESIDENT

BREAK ONE	FR	TOTAL SAMPLE	VOTER TYPE				AGE			RELIGION			AREA			VERY INTER-EST
			REPUB	T-S	DEMCC	18-34	35-54	55+	PROT	CATH	JEFFER-SON	SOUTH-EAST	AREA NEWP+ FAYET	NORTH-EAST	WEST	
COL 23-24	TOTAL	600	117	159	217	179	206	207	439	76	131	86	74	143	165	301
		100.	100.	100.	100.	100.	100.	100.	100.	100.	100.	100.	100.	100.	100.	100.
*	ECONOMIC ISSUE/ ECONOMY PROBLEMS	66	9	26	24	29	21	16	49	8	21	9	12	10	14	39
		11.	8.	16.	11.	16.	10.	8.	11.	10.	16.	11.	16.	7.	8.	13.
*	UNEMPLOYMENT/LACK OF JOBS	61	7	18	26	20	23	18	48	7	13	6	6	15	22	38
		10.	6.	11.	12.	11.	11.	9.	11.	9.	10.	6.	8.	10.	13.	13.
**	TAX ISSUE/TAX REFORM/ LOWER TAXES	31	6	5	16	9	15	8	24	5	9	6	1	8	7	19
		5.	5.	3.	8.	5.	7.	4.	5.	7.	7.	6.	1.	5.	4.	6.
*	STOP INFLATION/CONTROL HIGH COST OF LIVING	29	4	7	16	7	10	13	23	6	6	5	5	4	10	13
		5.	3.	4.	7.	4.	5.	6.	5.	7.	4.	5.	7.	3.	6.	4.
	BUSING (UNSPECIFIED)	26	4	7	8	13	8	5	18	7	14	2	2	4	4	12
		4.	3.	4.	4.	7.	4.	2.	4.	9.	11.	2.	3.	3.	2.	4.
&	HONESTY/TRUST/MORAL CHARACTER/INTEGRITY	25	6	9	7	6	11	8	19	1	8	4	1	5	7	18
		4.	5.	5.	3.	3.	5.	4.	4.	1.	6.	5.	1.	3.	4.	6.
	ABORTION ISSUE	23	4	6	7	10	7	5	13	8	2	1	9	8	3	11
		4.	3.	4.	3.	5.	3.	2.	3.	11.	2.	1.	12.	6.	2.	4.
***	FOREIGN AFFAIRS/AID/ POLICIES	21	3	9	7	12	6	3	12	5	7	3	6	2	3	18
		3.	3.	6.	3.	7.	3.	1.	3.	7.	5.	3.	8.	1.	2.	6.
&	PERSON HIMSELF/BEST MAN/INDIVIDUAL PERSON	16	4	3	8	4	8	5	12	3	4	3	3	4	3	8
		3.	3.	2.	4.	2.	4.	2.	3.	4.	3.	4.	4.	3.	2.	3.
	CHANGE/CHANGE IN LEADERSHIP	15	2	2	10	3	5	7	12		1	2	2	4	7	7
		2.	2.	1.	5.	2.	3.	3.	3.		1.	2.	2.	3.	4.	2.
**	STOP GOV'T SPENDING/ BALANCE BUDGET	14	5	5	3	5	5	3	11	3	1	3	4	4	2	12
		2.	4.	3.	1.	3.	2.	2.	2.	4.	1.	3.	5.	3.	1.	4.
**	WELFARE PROBLEM/ WELFARE REFORM	11	1	3	4	5	4	2	10		2			2	7	5
		2.	1.	2.	2.	3.	2.	1.	2.		2.			1.	4.	2.
&	EXPERIENCE/PAST RECORD/QUALIFICATION	11	1	4	3	2	4	5	9		2	1	2		6	8
		2.	1.	2.	2.	1.	2.	2.	2.		1.	1.	2.		4.	3.
	PARTY/VOTE PARTY	9	2		7	5	1	3	6	2	1	2	2	4	1	4
		2.	1.		3.	3.	*	2.	1.	2.	1.	2.	2.	3.	*	1.
	ALL ISSUES/EVERYTHING/ STAND ON ISSUES	9	1	5	1	3	4	2	6	1	3			2	4	6
		1.	1.	3.	*	2.	2.	1.	1.	1.	2.			1.	2.	2.
***	PEACE/KEEP OUT OF WARS	7	4	1	2		3	4	7			2	2	2	1	4
		1.	3.	1.	1.		1.	2.	1.			2.	3.	1.	*	1.
	SOCIAL SECURITY/OLD PEOPLE/ELDERLY	7	2	2	1	2		5	5		1		1	3	2	3
		1.	1.	1.	*	1.		2.	1.		1.		1.	2.	1.	1.
	FARM PROBLEMS	7	3	2	1	2	4	2	6			1		4	2	3
		1.	2.	1.	*	1.	2.	1.	1.			1.		3.	1.	1.
***	NATIONAL DEFENSE/ MILITARY STAND	6	2	1		4	1	1	5		2			4		4
		1.	2.	1.		2.	1.	*	1.		2.			3.		1.
	CRIME PROBLEMS	5		2	4		2	3	5		2			1	3	4
		1.		1.	2.		1.	2.	1.		1.			1.	2.	1.
	DEBATE BETWEEN CANDIDATES/DEBATE	4		1	2	1	2	1	3		1	1		2	3	3
		1.		1.	1.	1.	1.	*	1.		1.	1.		1.	1.	1.
	DOMESTIC ISSUES/ PROBLEMS	3		2	1	3			3		3				2	2
		*		1.	*	2.			1.		2.				1.	1.
	SCHOOLS/EDUCATIONAL PROBLEMS	3		1	1	1		2	2		1		1		2	2
		*		*	*	1.		1.	*		1.		1.		*	1.
	HEALTH INSURANCE ISSUE	3		1	1		1	2	1	2	1				2	1
		*		*	*		1.	1.	*	2.	1.				1.	*
	BUSING - AGAINST	1		1			1								1	1
		*		1.			*								*	*



PRIORITY STATES - WAVE I (AUGUST/SEPTEMBER, 1976)

Q3 WHAT WILL BE THE MOST IMPORTANT
ISSUE OR PROBLEM TO YOU IN DECIDING HOW
TO VOTE FOR PRESIDENT

BREAK ONE	FR	TOTAL SAMPLE	VOTER TYPE			AGE			RELIGION		AREA			VERY INTER- EST		
			REPUB	T-S	DEMOC	18-34	35-54	55+	PROT	CATH	JEFFER -SON	SOUTH -EAST	AREA NEWP+ FAYET		NORTH +EAST	WEST
OTHER MISCELLANEOUS RESPONSES		42 7.	8 7.	14 8.	12 6.	14 8.	12 6.	16 8.	29 6.	5 7.	14 11.	2 2.	7 9.	12 8.	7 4.	33 11.
DON'T KNOW/NOTHING/ UNDECIDED		216 36.	53 46.	42 26.	72 33.	50 28.	66 32.	94 45.	157 36.	26 34.	30 23.	41 47.	22 29.	60 42.	64 38.	80 27.

COMBINED RESPONSES

THE ECONOMY (*)		144 24.	19 16.	45 29.	60 28.	51 28.	51 25.	42 20.	109 25.	18 24.	38 29.	19 22.	19 25.	27 18.	42 26.	80 27.
TAXES/SPENDING (**)		53 9.	12 10.	12 8.	22 10.	17 10.	23 11.	13 6.	41 9.	8 11.	11 9.	8 10.	5 7.	12 8.	16 10.	33 11.
FOREIGN POLICY/ DEFENSE (***)		33 5.	9 7.	11 7.	9 4.	16 9.	10 5.	7 4.	23 5.	5 7.	9 7.	5 5.	8 10.	8 5.	4 2.	25 8.
CANDIDATE PERCEPTIONS (&)		50 8.	9 8.	16 10.	18 8.	12 7.	21 10.	16 8.	38 9.	4 5.	12 9.	8 9.	6 7.	9 6.	15 9.	31 10.

PRIORITY STATES - WAVE I (AUGUST/SEPTEMBER, 1976)

Q10A+B+C+D+E WHICH OF TWO CANDIDATES

FOR PRESIDENT DO YOU THINK WOULD BE THE FOLLOWING....

BREAK ONE	FR	TOTAL SAMPLE	VOTER TYPE			AGE			RELIGION			AREA			VERY INTER- EST	
			REPUB	T-S	DEMOC	18-34	35-54	55+	PROT	CATH	JEFFER -SON	SOUTH -EAST	AREA NEWP+ FAYCT	NORTH +EAST		WEST
		600 100.	117 100.	159 100.	217 100.	179 100.	206 100.	207 100.	439 100.	76 100.	131 100.	86 100.	74 100.	143 100.	165 100.	301 100.
Q10D WOULD DO THE BEST JOB OF HANDLING OUR ECONOMIC PROBLEMS																
1. GERALD FORD		214 36.	79 68.	67 42.	40 18.	80 45.	69 33.	64 31.	157 36.	24 32.	55 42.	34 40.	29 38.	48 34.	49 29.	113 37.
2. JIMMY CARTER		251 42.	15 13.	57 36.	144 67.	81 45.	86 42.	84 41.	184 42.	40 52.	52 40.	25 30.	32 43.	64 44.	78 47.	135 45.
3. BOTH (VOLUNTEERED)		18 3.	3 2.	0 5.	3 2.	4 2.	7 3.	6 3.	9 2.	6 8.	7 5.		3 3.	5 4.	3 2.	11 4.
4. NEITHER (VOLUNTEERED)		12 2.		5 3.	3 1.	1 1.	7 3.	2 1.	8 2.	2 2.	2 1.	2 2.	2 3.	1 1.	5 3.	3 1.
0. DON'T KNOW		105 18.	19 16.	22 14.	26 12.	13 7.	37 18.	52 25.	82 19.	4 5.	15 12.	24 28.	9 12.	25 18.	31 19.	40 13.
Q10E EFFECTIVE IN HANDLING FOREIGN AFFAIRS/NAT'L DEFENSE																
1. GERALD FORD		268 45.	86 74.	84 53.	60 28.	99 55.	94 46.	73 35.	193 44.	38 49.	75 57.	34 40.	39 53.	58 41.	62 37.	138 46.
2. JIMMY CARTER		176 29.	9 8.	32 20.	114 53.	49 27.	63 30.	64 31.	129 29.	22 29.	36 27.	22 25.	18 24.	44 31.	57 34.	99 33.
3. BOTH (VOLUNTEERED)		17 3.	1 1.	7 4.	6 3.	6 4.	6 3.	5 2.	11 3.	4 6.	3 3.		5 7.	5 4.	4 2.	11 4.
4. NEITHER (VOLUNTEERED)		13 2.		7 4.	3 1.	3 2.	5 2.	3 2.	7 2.	5 6.	4 3.	3 3.	1 1.	2 1.	4 2.	5 2.
0. DON'T KNOW		126 21.	21 18.	30 19.	34 16.	21 12.	38 18.	62 30.	99 22.	7 10.	14 11.	27 32.	11 15.	34 24.	39 24.	49 16.

PRIORITY STATES - WAVE I (AUGUST/SEPTEMBER, 1976)

Q11A+B+C+D+E IS YOUR GENERAL IMPRESSION OF THE FOLLOWING MEN FAVORABLE OR UNFAVORABLE....

BREAK ONE	FR	TOTAL SAMPLE	VOTER TYPE			AGE			RELIGION			AREA				VERY INTER-EST
			REPUB	T-S	DEMOC	16-34	35-54	55+	PROT	CATH	JEFFERSON	SOUTH-EAST	NEWPP+ FAYET	NORTH-EAST	WEST	
COL 36-40	TOTAL	600 100.	117 100.	159 100.	217 100.	179 100.	206 100.	207 100.	439 100.	76 100.	131 100.	86 100.	74 100.	143 100.	165 100.	301 100.
Q11A	NELSON ROCKEFELLER															
1.	FAVORABLE	255 43.	66 56.	66 41.	87 40.	90 50.	84 41.	79 38.	180 41.	35 46.	56 43.	34 40.	33 45.	58 41.	73 44.	134 45.
2.	UNFAVORABLE	256 43.	27 23.	79 50.	104 48.	82 46.	94 46.	80 38.	187 42.	39 52.	69 52.	28 33.	32 43.	63 44.	65 39.	134 45.
0.	DON'T KNOW	68 15.	24 20.	14 9.	26 12.	6 4.	28 14.	48 23.	72 16.	3 3.	6 5.	23 27.	9 13.	22 15.	27 16.	33 11.
Q11B	JOHN CONNALLY															
1.	FAVORABLE	191 32.	56 48.	51 32.	58 27.	57 32.	76 37.	56 27.	133 30.	27 35.	49 38.	24 28.	23 31.	39 27.	56 34.	100 33.
2.	UNFAVORABLE	247 41.	28 24.	76 48.	108 50.	92 51.	82 40.	71 34.	178 41.	35 45.	65 50.	31 37.	24 33.	61 42.	65 40.	137 45.
0.	DON'T KNOW	162 27.	32 28.	33 21.	51 23.	30 17.	47 23.	80 39.	129 29.	14 19.	17 13.	30 35.	27 37.	44 30.	44 27.	64 21.
Q11C	RONALD REAGAN															
1.	FAVORABLE	385 64.	86 74.	112 70.	127 58.	114 64.	145 71.	124 60.	283 64.	58 76.	94 71.	55 64.	46 62.	91 63.	100 60.	202 67.
2.	UNFAVORABLE	140 23.	18 15.	35 22.	67 31.	54 30.	41 20.	43 21.	101 23.	15 19.	34 26.	11 13.	19 25.	39 27.	38 23.	74 24.
0.	DON'T KNOW	75 12.	13 11.	13 8.	23 11.	11 6.	19 9.	40 19.	56 13.	4 5.	4 3.	19 23.	10 13.	14 10.	27 17.	25 8.
Q11D	HENRY KISSINGER															
1.	FAVORABLE	263 44.	65 55.	64 40.	94 43.	98 55.	81 39.	81 39.	192 44.	34 45.	72 55.	25 30.	45 60.	61 42.	59 36.	142 47.
2.	UNFAVORABLE	234 39.	33 29.	71 45.	92 42.	67 38.	95 46.	70 34.	171 39.	34 45.	53 40.	33 39.	20 27.	56 39.	73 44.	118 39.
0.	DON'T KNOW	103 17.	19 16.	24 15.	31 14.	14 8.	30 14.	57 27.	76 17.	8 10.	7 5.	27 31.	10 13.	27 19.	33 20.	40 13.
Q11E	ROBERT DOLE															
1.	FAVORABLE	202 34.	58 49.	62 39.	56 26.	75 42.	73 36.	52 25.	153 35.	21 28.	47 36.	33 39.	36 48.	43 30.	44 26.	108 36.
2.	UNFAVORABLE	130 22.	10 9.	34 21.	70 32.	36 20.	52 25.	40 19.	93 21.	23 31.	29 22.	12 14.	15 20.	33 23.	41 25.	82 27.
0.	DON'T KNOW	268 45.	49 42.	63 40.	90 42.	67 36.	81 39.	116 56.	194 44.	31 41.	55 42.	41 48.	24 32.	68 47.	80 49.	111 37.

Maryland

PRIORITY STATES - WAVE I (AUGUST/SEPTEMBER, 1976)

Q3 WHAT WILL BE THE MOST IMPORTANT ISSUE OR PROBLEM TO YOU IN DECIDING HOW TO VOTE FOR PRESIDENT

BREAK ONE	FR	TOTAL SAMPLE	VOTER TYPE			AGE			RELIGION		AREA			ALL OTHER	BLACKS	VERY INTERESTED
			REPUB	T-S	DEMOC	18-34	35-54	55+	PROT	CATH	WASH SUBU	BALT CITY	BALT CU			
COL 23-24	TOTAL	601	84	204	232	183	244	163	342	142	185	126	95	195	95	326
		100.	100.	100.	100.	100.	100.	100.	100.	100.	100.	100.	100.	100.	100.	100.
*	ECONOMIC ISSUE/ ECONOMY PROBLEMS	114	16	41	42	46	54	14	61	30	55	14	15	29	16	73
		19.	19.	20.	18.	25.	22.	9.	18.	21.	30.	11.	16.	15.	17.	22.
*	UNEMPLOYMENT/LACK OF JOBS	63	8	14	30	22	26	15	38	17	18	18	8	20	14	34
		11.	10.	7.	13.	12.	11.	9.	11.	12.	9.	14.	9.	10.	14.	10.
*	STOP INFLATION/CONTROL HIGH COST OF LIVING	31	6	11	12	6	15	10	14	13	13	2	6	10	1	22
		5.	7.	6.	5.	4.	6.	6.	4.	9.	7.	2.	6.	5.	1.	7.
	ALL ISSUES/EVERYTHING/ STAND ON ISSUES	28	3	8	13	7	12	8	17	5	5	7	8	7	6	18
		5.	4.	4.	5.	4.	5.	5.	5.	3.	3.	6.	9.	4.	6.	6.
&	HONESTY/TRUST/MORAL CHARACTER/INTEGRITY	25	1	12	10	6	13	7	18	3	11	2	4	8	1	13
		4.	1.	6.	4.	3.	5.	4.	5.	2.	6.	1.	4.	4.	1.	4.
***	FOREIGN AFFAIRS/AID/ POLICIES	24	4	13	6	9	9	7	15	3	9	4	4	8	2	19
		4.	5.	6.	2.	5.	4.	4.	4.	2.	5.	3.	5.	4.	2.	6.
***	NATIONAL DEFENSE/ MILITARY STAND	21	6	6	5	5	13	3	15	5	7	2	5	7		12
		3.	7.	3.	2.	2.	5.	2.	4.	3.	4.	1.	5.	3.		4.
	PARTY/VOTE PARTY	21	1	3	15	3	11	7	9	9	4	12	1	3	7	15
		3.	1.	2.	6.	1.	4.	4.	3.	7.	2.	10.	1.	2.	7.	5.
**	TAX ISSUE/TAX REFORM/ LOWER TAXES	20	1	7	8	7	10	3	10	8	6	2	3	9	2	8
		3.	2.	3.	4.	4.	4.	2.	3.	5.	3.	2.	3.	5.	2.	2.
**	STOP GOV'T SPENDING/ BALANCE BUDGET	15	3	7	2	6	6	2	8	5	4	3	2	5		8
		3.	3.	3.	1.	4.	3.	1.	2.	4.	2.	3.	2.	3.		3.
**	WELFARE PROBLEM/ WELFARE REFORM	15		6	6	8	6		8	7	6	2	3	4	3	9
		2.		3.	2.	5.	3.		2.	5.	3.	2.	3.	2.	3.	3.
	ABORTION ISSUE	15	1	5	6	6	8	1	4	6	5	3	1	5		8
		2.	2.	3.	2.	3.	3.	*	1.	5.	3.	2.	1.	3.		2.
	DOMESTIC ISSUES/ PROBLEMS	15	4	4	6	8	5	2	6	4	6	3	3	3	1	10
		2.	4.	2.	3.	5.	2.	1.	2.	3.	3.	2.	3.	2.	1.	3.
	SOCIAL SECURITY/OLD PEOPLE/ELDERLY	13	2	3	8	2	1	10	8	2	4	2	3	5		7
		2.	2.	2.	3.	1.	1.	6.	2.	1.	2.	1.	3.	2.		2.
&	EXPERIENCE/PAST RECORD/QUALIFICATION	12	4	3	3	3	4	6	7	2	3	1	3	6	1	8
		2.	5.	2.	1.	2.	1.	3.	2.	1.	1.	1.	3.	3.	1.	2.
&	PERSON HIMSELF/BEST MAN/INDIVIDUAL PERSON	10	1	3	5	3	4	3	6	2	1	4	2	3	1	7
		2.	1.	1.	2.	2.	2.	2.	2.	1.	*	3.	2.	1.	1.	2.
	HEALTH INSURANCE ISSUE	9		1	8	5	1	3	6	2	6		2	2	3	9
		2.		*	3.	3.	*	2.	2.	2.	3.		2.	1.	4.	3.
	DEBATE BETWEEN CANDIDATES/DEBATE	8	1	5	2	3	2	3	4	2	2	1	1	4		6
		1.	1.	2.	1.	2.	1.	2.	1.	1.	1.	1.	1.	2.		2.
	CRIME PROBLEMS	8	2	3	2		4	3	6		4			4		6
		1.	2.	2.	1.		2.	2.	2.		2.			2.		2.
	BUSING (UNSPECIFIED)	5		3	1	1	4	1	4		1			4		4
		1.		2.	*	*	1.	*	1.		1.			2.		1.
	SCHOOLS/EDUCATIONAL PROBLEMS	5	1		3	3	1	1	1	3	1	2	1	1		4
		1.	1.		1.	1.	*	*	*	2.	*	2.	1.	*		1.
	AMNESTY ISSUE	4		3	2	1	3	1	2	3		1	1	2		4
		1.		1.	1.	*	1.	*	*	2.		1.	1.	1.		1.
***	PEACE/KEEP OUT OF WARS	4		2	2	1	1	2		3	2	1		1	1	2
		1.		1.	1.	*	1.	1.		2.	1.	1.		1.	1.	1.
	BUSING - AGAINST	3	1			2			3		1	2			2	1
		*	1.			*	1.		1.		*	1.			2.	*

PRIORITY STATES - WAVE I (AUGUST/SEPTEMBER, 1976)

Q3 WHAT WILL BE MOST IMPORTANT
ISSUE OR PROBLEM TO YOU IN DECIDING HOW
TO VOTE FOR PRESIDENT

BREAK ONE	FR	TOTAL SAMPLE	VOTER TYPE			AGE			RELIGION			AREA			BLACKS	VERY INTER- ESTED
			REPUB	T-S	DEMOC	18-34	35-54	55+	P-OT	CATH	WASH SUBU	BALT CITY	BALT CO	ALL OTHER		
OTHER MISCELLANEOUS RESPONSES		69 11.	8 10.	20 10.	36 15.	27 15.	22 9.	20 12.	40 12.	14 10.	28 15.	14 11.	7 7.	21 11.	16 17.	39 12.
DON'T KNOW/NOTHING/ UNDECIDED		156 26.	26 31.	55 27.	49 21.	35 19.	56 24.	53 33.	93 27.	29 21.	35 19.	41 33.	27 28.	53 27.	26 28.	58 18.

COMBINED RESPONSES

THE ECONOMY (*)		190 32.	28 33.	62 31.	75 33.	68 37.	84 34.	37 23.	102 30.	55 39.	73 40.	32 26.	29 31.	56 28.	30 32.	114 35.
TAXES/SPENDING (**)		46 8.	4 5.	19 9.	14 6.	19 11.	22 9.	5 3.	23 7.	17 12.	13 7.	8 6.	7 7.	18 9.	5 5.	23 7.
FOREIGN POLICY/ DEFENSE (***)		48 8.	8 10.	21 10.	12 5.	14 8.	22 9.	12 7.	29 8.	10 7.	18 10.	6 5.	9 10.	15 7.	3 4.	31 9.
CANDIDATE PERCEPTIONS (&)		47 8.	5 6.	18 9.	18 8.	12 6.	20 8.	15 9.	30 9.	7 5.	14 8.	7 5.	9 9.	17 9.	4 4.	28 9.

PRIORITY STATES - WAVE I (AUGUST/SEPTEMBER, 1976)

Q10A+B+C+D+E WHI OF THE TWO CANDIDATES

FOR PRESIDENT DO YOU THINK WOULD BE THE FOLLOWING....

BREAK ONE	FR	TOTAL SAMPLE	VOTER TYPE			AGE			RELIGION			AREA			BLACKS	VERY INTERESTED
			REPUB	T-S	DEMOC	18-34	35-54	55+	PROT	CATH	WASH SUBU	BALT CITY	BALT CO	ALL OTHER		
		601 100.	84 100.	204 100.	232 100.	163 100.	244 100.	163 100.	342 100.	142 100.	185 100.	126 100.	95 100.	195 100.	95 100.	326 100.
Q10D WOULD DO THE BEST JOB OF HANDLING OUR ECONOMIC PROBLEMS																
1. GERALD FORD		200 33.	56 66.	80 39.	36 15.	63 34.	77 32.	57 35.	120 35.	54 38.	58 31.	38 30.	33 34.	72 37.	11 12.	102 31.
2. JIMMY CARTER		247 41.	19 23.	59 29.	147 63.	82 45.	96 39.	61 38.	144 42.	46 33.	76 41.	60 48.	36 38.	75 38.	65 69.	148 45.
3. BOTH (VOLUNTEERED)		12 2.		8 4.	2 1.	3 2.	5 2.	4 2.	8 2.	1 1.	1 *		3 3.	9 4.		2 1.
4. NEITHER (VOLUNTEERED)		21 4.	4 4.	8 4.	5 2.	6 3.	14 6.	2 1.	9 3.	9 6.	10 5.	1 1.	6 6.	5 2.	1 1.	8 2.
0. DON'T KNOW		120 20.	5 6.	50 24.	42 18.	28 16.	52 21.	39 24.	61 18.	32 22.	40 22.	27 21.	18 19.	36 18.	17 18.	65 20.

Q10E EFFECTIVE IN HANDLING FOREIGN AFFAIRS/NAT'L DEFENSE

1. GERALD FORD		285 47.	58 69.	113 55.	76 33.	91 50.	114 47.	76 47.	168 49.	75 53.	93 50.	47 37.	40 42.	105 53.	22 23.	159 49.
2. JIMMY CARTER		149 25.	10 12.	39 19.	84 36.	51 28.	55 22.	38 24.	85 25.	30 21.	43 23.	42 33.	18 19.	46 24.	46 49.	89 27.
3. BOTH (VOLUNTEERED)		19 3.	1 1.	8 4.	9 4.	6 3.	7 3.	5 3.	9 2.	5 4.	8 5.		3 3.	7 4.	2 2.	10 3.
4. NEITHER (VOLUNTEERED)		25 4.	3 3.	6 3.	15 6.	8 5.	12 5.	5 3.	14 4.	6 4.	8 4.	3 3.	8 8.	6 3.	2 2.	7 2.
0. DON'T KNOW		123 21.	13 15.	39 19.	48 21.	26 14.	56 23.	39 24.	66 19.	25 18.	32 17.	34 27.	26 27.	32 16.	23 24.	62 19.

PRIORITY STATES - WAVE I (AUGUST/SEPTEMBER, 1976)

Q11A+B+C+D+E IS YOUR GENERAL IMPRESSION OF THE FOLLOWING MEN FAVORABLE OR UNFAVORABLE....

BREAK ONE	FR	TOTAL SAMPLE	VOTER TYPE			AGE			RELIGION			AREA			BLACKS	VERY INTERESTED
			REPUB	T-S	DEMOC	18-34	35-54	55+	PROT	CATH	WASH SUBU	BALT CITY	BALT CO	ALL OTHER		
COL 36-40	TOTAL	601 100.	84 100.	204 100.	232 100.	183 100.	244 100.	163 100.	342 100.	142 100.	185 100.	126 100.	95 100.	195 100.	95 100.	326 100.
Q11A NELSON ROCKEFELLER																
1.	FAVORABLE	307 51.	53 63.	109 54.	107 46.	87 48.	126 51.	86 53.	190 56.	56 40.	113 61.	56 45.	47 49.	91 46.	38 41.	182 56.
2.	UNFAVORABLE	228 38.	25 30.	67 33.	103 44.	77 42.	90 37.	60 37.	118 35.	66 47.	57 31.	56 44.	37 39.	78 40.	44 46.	115 35.
0.	DON'T KNOW	66 11.	6 7.	28 14.	21 9.	19 10.	29 12.	17 10.	33 10.	19 14.	14 8.	14 11.	12 12.	27 14.	12 13.	28 9.
Q11B JOHN CONNALLY																
1.	FAVORABLE	180 30.	46 55.	59 29.	54 23.	58 32.	77 31.	43 27.	115 34.	34 24.	57 31.	31 25.	33 35.	59 30.	22 24.	93 28.
2.	UNFAVORABLE	304 50.	24 28.	102 50.	140 61.	101 55.	128 52.	71 43.	153 45.	83 59.	107 58.	56 45.	43 45.	98 50.	45 47.	179 55.
0.	DON'T KNOW	118 20.	14 17.	43 21.	37 16.	24 13.	40 16.	49 30.	74 22.	25 17.	21 12.	39 31.	19 20.	39 20.	27 29.	54 17.
Q11C RONALD REAGAN																
1.	FAVORABLE	295 49.	59 70.	113 55.	92 40.	75 41.	133 55.	79 48.	175 51.	70 50.	97 53.	52 42.	46 48.	99 51.	24 25.	169 52.
2.	UNFAVORABLE	243 40.	19 22.	66 33.	118 51.	97 53.	83 34.	61 37.	130 38.	56 40.	72 39.	60 48.	37 39.	74 38.	54 56.	126 39.
0.	DON'T KNOW	64 11.	6 8.	25 12.	22 9.	11 6.	28 11.	23 14.	37 11.	15 11.	16 8.	13 11.	12 13.	23 12.	17 18.	31 10.
Q11D HENRY KISSINGER																
1.	FAVORABLE	340 57.	47 56.	129 63.	114 49.	110 60.	137 56.	87 54.	197 58.	78 55.	116 63.	66 52.	48 51.	110 57.	39 41.	189 58.
2.	UNFAVORABLE	181 30.	28 33.	50 24.	85 37.	55 30.	75 31.	50 31.	99 29.	46 33.	52 28.	34 27.	32 33.	64 33.	35 37.	102 31.
0.	DON'T KNOW	79 13.	9 10.	25 12.	33 14.	18 10.	32 13.	25 16.	45 13.	17 12.	18 10.	26 21.	15 15.	21 11.	21 22.	35 11.
Q11E ROBERT DOLE																
1.	FAVORABLE	200 33.	38 45.	81 40.	56 24.	63 35.	85 35.	49 30.	117 34.	45 32.	60 33.	36 29.	30 32.	74 38.	19 20.	106 33.
2.	UNFAVORABLE	86 14.	7 8.	23 11.	45 19.	40 22.	32 13.	14 9.	43 12.	22 16.	29 16.	19 15.	17 18.	21 10.	17 18.	50 15.
0.	DON'T KNOW	315 52.	37 47.	100 49.	130 56.	80 44.	127 52.	101 62.	182 53.	75 53.	95 52.	70 56.	48 50.	101 52.	59 62.	170 52.

Mississippi

PRIORITY STATES - WAVE I (AUGUST/SEPTEMBER, 1976)

Q3 WHAT WILL BE THE MOST IMPORTANT ISSUE OR PROBLEM TO YOU IN DECIDING HOW TO VOTE FOR PRESIDENT

BREAK ONE	FR	TOTAL SAMPLE	VOTER TYPE			AGE			RELIGION		AREA			RACE		
			REPUB	T-S	DEMOC	18-34	35-54	55+	PROT	CATH	COAST	JACK METRO	HILLS	DELTA	WHITES	BLACKS
COL 23-24	TOTAL	601	78	189	248	168	195	228	513	35	60	70	311	159	373	198
		100.	100.	100.	100.	100.	100.	100.	100.	100.	100.	100.	100.	100.	100.	100.
*	ECONOMIC ISSUE/ ECONOMY PROBLEMS	47	6	22	15	10	12	34	7	20	13	7	25	9	39	7
		8.	8.	12.	6.	6.	13.	5.	7.	20.	13.	7.	8.	6.	10.	3.
*	UNEMPLOYMENT/LACK OF JOBS	46	5	10	24	19	15	11	32	8	5	3	24	14	22	24
		8.	6.	5.	10.	11.	8.	5.	6.	24.	8.	4.	8.	9.	6.	12.
*	STOP INFLATION/CONTROL HIGH COST OF LIVING	29	1	9	16	11	12	5	25	1		6	14	10	16	11
		5.	1.	5.	6.	7.	6.	2.	5.	4.		8.	4.	6.	4.	6.
&	PERSON HIMSELF/BEST MAN/INDIVIDUAL PERSON	29	5	9	7	9	8	11	26		2	1	20	5	12	16
		5.	6.	5.	3.	6.	4.	5.	5.		4.	2.	6.	3.	3.	8.
	ALL ISSUES/EVERYTHING/ STAND ON ISSUES	27	2	12	11	7	10	11	22	2	6	5	10	6	13	13
		4.	3.	6.	5.	4.	5.	5.	4.	6.	10.	7.	3.	4.	3.	7.
	PARTY/VOTE PARTY	21	3	4	11	1	7	13	16	2	3	2	8	8	14	6
		4.	4.	2.	5.	1.	3.	6.	3.	6.	4.	3.	3.	5.	4.	3.
***	FOREIGN AFFAIRS/AID/ POLICIES	21	2	7	8	3	10	8	19	1	2	2	11	5	18	1
		3.	3.	4.	3.	2.	5.	3.	4.	2.	3.	3.	4.	3.	5.	1.
&	HONESTY/TRUST/MORAL CHARACTER/INTEGRITY	17	4	8	5	7	2	8	14	1	5	2	6	5	11	5
		3.	5.	4.	2.	4.	1.	4.	3.	4.	8.	2.	2.	3.	3.	3.
&	EXPERIENCE/PAST RECORD/QUALIFICATION	17	2	3	10	6	1	9	14	1		2	13	2	6	9
		3.	3.	1.	4.	4.	1.	4.	3.	2.		3.	4.	1.	2.	5.
**	STOP GOV'T SPENDING/ BALANCE BUDGET	15	3	6	5	4	5	6	14			1	9	5	12	1
		3.	4.	3.	2.	2.	3.	3.	3.			2.	3.	3.	3.	1.
	SOCIAL SECURITY/OLD PEOPLE/ELDERLY	13	2	4	7		1	11	13		2		9	2	10	3
		2.	2.	2.	3.		1.	5.	3.		3.		3.	1.	3.	1.
**	WELFARE PROBLEM/ WELFARE REFORM	12	3	6	2	2	7	4	10			2	7	3	12	
		2.	3.	3.	1.	1.	3.	2.	2.			3.	2.	2.	3.	
***	NATIONAL DEFENSE/ MILITARY STAND	12	1	6	4	8	3	1	10	2	4	1	7	1	9	3
		2.	1.	3.	2.	5.	2.	*	2.	6.	7.	1.	2.	*	2.	1.
**	TAX ISSUE/TAX REFORM/ LOWER TAXES	11	4	4	2	4	6	2	10	1	4		3	5	10	1
		2.	5.	2.	1.	2.	3.	1.	2.	2.	6.		1.	3.	3.	1.
	ABORTION ISSUE	10	2	4	3	3	1	6	7	2	1	1	4	3	10	
		2.	2.	2.	1.	1.	1.	2.	1.	7.	2.	1.	1.	2.	3.	
	SCHOOLS/EDUCATIONAL PROBLEMS	9		1	7	2	5	1	7	1	1	1	5	2	5	4
		1.		*	3.	1.	3.	*	1.	2.	2.	1.	2.	1.	1.	2.
	CRIME PROBLEMS	5	1	2	2	1	1	3	4		1		5		4	1
		1.	2.	1.	1.	1.	1.	1.	1.		1.		1.		1.	1.
	DEBATE BETWEEN CANDIDATES/DEBATE	5	3	1	1	2	3		4	1	1		3	1	3	1
		1.	3.	*	1.	1.	1.		1.	2.	1.		1.	1.	1.	1.
	HEALTH INSURANCE ISSUE	5	1	1	3		1	3	4		1		2	2	5	
		1.	1.	*	1.		1.	1.	1.		2.		1.	1.	1.	
***	PEACE/KEEP OUT OF WARS	5	2	1		3	2		5			1	2	1	3	1
		1.	3.	1.		2.	1.		1.			2.	1.	1.	1.	1.
	BUSING (UNSPECIFIED)	4		1	2	1	2	2	4			1	1	3	4	
		1.		1.	1.	*	1.	1.	1.			1.	*	2.	1.	
	BUSING - AGAINST	4	1	1	1	1	1	2	4		1		2	1	4	
		1.	1.	1.	1.	*	*	1.	1.		1.		1.	1.	1.	
	AMNESTY ISSUE	3		1	2	2	2		3				2	1	3	
		1.		*	1.	1.	1.		1.				1.	1.	1.	
	DOMESTIC ISSUES/ PROBLEMS	3	1	3		1	1	2	3				3	1	3	
		1.	1.	1.		*	*	1.	1.				1.	*	1.	

PRIORITY STATES - WAVE I (AUGUST/SEPTEMBER, 1976)

Q3 WHAT WILL BE THE MOST IMPORTANT
ISSUE OR PROBLEM TO YOU IN DECIDING HOW
TO VOTE FOR PRESIDENT

BREAK ONE	FR	TOTAL SAMPLE	VOTER TYPE			AGE			RELIGION			AREA			RACE	
			REPUB	T-S	DEMOC	18-34	35-54	55+	PROT	CATH	COAST	JACK METRO	HILLS	DELTA	WHITES	BLACKS
OTHER MISCELLANEOUS RESPONSES		48 8.	6 8.	16 9.	16 6.	18 11.	16 8.	15 6.	40 8.	6 18.	7 11.	6 8.	19 6.	17 11.	31 8.	15 8.
DON'T KNOW/NOTHING/ UNDECIDED		271 45.	31 40.	85 45.	111 45.	60 40.	85 44.	110 48.	237 46.	9 27.	18 30.	34 49.	151 48.	68 43.	160 43.	95 48.

COMBINED RESPONSES

THE ECONOMY (*)	109 18.	11 14.	37 20.	48 19.	36 21.	47 24.	26 11.	86 17.	12 33.	11 19.	11 16.	56 18.	31 20.	71 19.	37 19.
TAXES/SPENDING (**)	35 6.	10 12.	12 6.	9 3.	9 5.	16 8.	9 4.	30 6.	1 2.	4 6.	4 5.	16 5.	11 7.	29 8.	3 1.
FOREIGN POLICY/ DEFENSE (***)	37 6.	5 6.	14 8.	12 5.	14 8.	15 8.	9 4.	33 6.	3 9.	6 10.	4 6.	20 6.	7 5.	31 8.	6 3.
CANDIDATE PERCEPTIONS (&)	55 9.	9 12.	18 10.	20 8.	20 12.	10 5.	26 12.	49 9.	2 6.	6 10.	5 7.	33 11.	12 7.	24 6.	28 14.

PRIORITY STATES - WAVE I (AUGUST/SEPTEMBER, 1976)

Q10A+B+C+D+E WH. OF THE TWO CANDIDATES

FOR PRESIDENT DO YOU THINK WOULD BE THE FOLLOWING....

BREAK ONE	FR	TOTAL SAMPLE	VOTER TYPE		AGE			RELIGION		AREA			RACE			
			REPUB	T-S	DEMOC	18-34	35-54	55+	PROT	CATH	COAST	JACK METRO	HILLS	DELTA	WHITES	BLACKS
		601 100.	78 100.	189 100.	248 100.	168 100.	195 100.	228 100.	513 100.	35 100.	60 100.	70 100.	311 100.	159 100.	373 100.	198 100.
Q10D WOULD DO THE BEST JOB OF HANDLING OUR ECONOMIC PROBLEMS																
1. GERALD FORD		217 36.	49 63.	89 47.	58 23.	66 39.	80 41.	70 31.	187 36.	14 42.	26 43.	38 54.	104 33.	49 31.	168 45.	36 18.
2. JIMMY CARTER		200 33.	12 16.	48 25.	114 46.	68 41.	59 30.	69 30.	171 33.	13 36.	19 31.	21 29.	101 32.	59 37.	90 24.	103 52.
3. BOTH (VOLUNTEERED)		15 2.		3 2.	9 4.		6 3.	8 4.	14 3.	1 3.	5 8.		8 3.	2 2.	10 3.	4 2.
4. NEITHER (VOLUNTEERED)		13 2.	1 2.	5 3.	5 2.	7 4.	2 1.	2 1.	11 2.	1 4.	1 2.	1 1.	6 2.	3 3.	6 2.	7 4.
0. DON'T KNOW		156 26.	15 20.	43 23.	62 25.	26 16.	48 24.	79 35.	131 26.	5 15.	9 15.	12 16.	92 30.	43 27.	99 27.	48 24.
Q10E EFFECTIVE IN HANDLING FOREIGN AFFAIRS/NAT'L DEFENSE																
1. GERALD FORD		264 44.	54 69.	100 53.	78 32.	86 51.	91 46.	86 38.	228 44.	16 45.	26 44.	38 54.	128 41.	72 45.	195 52.	52 26.
2. JIMMY CARTER		161 27.	10 13.	36 19.	91 37.	53 31.	52 27.	54 24.	136 27.	12 34.	21 35.	18 26.	80 26.	42 26.	72 19.	85 43.
3. BOTH (VOLUNTEERED)		12 2.		3 2.	8 3.	1 1.	4 2.	6 3.	10 2.	1 3.	2 3.	1 1.	6 2.	3 2.	5 1.	6 3.
4. NEITHER (VOLUNTEERED)		7 1.		3 1.	5 2.	1 *	3 2.	2 1.	6 1.			1 1.	4 1.	2 1.	4 1.	1 1.
0. DON'T KNOW		157 26.	14 18.	47 25.	66 27.	27 16.	45 23.	81 35.	133 25.	6 17.	11 18.	12 18.	93 30.	40 25.	96 26.	53 27.

PRIORITY STATES - MAINE (AUGUST/SEPTEMBER, 1976)

Q11A+B+C+D+E IS FOR GENERAL IMPRESSION OF THE

FOLLOWING MEN FAVORABLE OR UNFAVORABLE....

BREAK TWO	FR	TOTAL SAMPLE	VOTE INTENTION			REPUBLICANS			TICKET-SPLITTERS			DEMOCRATS			SEX	
			FORD	CARTER	UNDEC	FORD	CARTER	UNDEC	FORD	CARTER	UNDEC	FORD	CARTER	UNDEC	MALE	FEMALE
COL 36-40	TOTAL	601 100.	243 100.	261 100.	97 100.	57 100.	12 100.	6 100.	95 100.	61 100.	33 100.	64 100.	147 100.	37 100.	292 100.	308 100.
Q11A	NELSON ROCKEFELLER															
1.	FAVORABLE	252 42.	116 48.	186 41.	30 31.	27 48.	9 70.	2 32.	45 47.	29 40.	13 39.	30 47.	51 34.	11 29.	114 39.	130 45.
2.	UNFAVORABLE	240 40.	69 37.	123 47.	29 29.	20 34.	2 16.	4 61.	41 43.	27 45.	10 29.	21 32.	81 50.	12 31.	120 44.	113 37.
0.	DON'T KNOW	108 18.	37 15.	32 12.	39 40.	12 20.	3 14.	3 10.	3 7.	4 7.	11 32.	13 21.	15 10.	15 40.	51 17.	57 19.
Q11B	JOHN CONNALLY															
1.	FAVORABLE	202 34.	100 41.	81 31.	21 22.	27 45.	7 75.	2 32.	46 49.	17 20.	11 32.	19 29.	42 26.	6 22.	134 35.	98 32.
2.	UNFAVORABLE	187 31.	66 27.	100 30.	20 21.	15 26.	3 11.	2 34.	24 26.	27 44.	4 11.	21 32.	62 42.	10 26.	105 36.	61 26.
0.	DON'T KNOW	212 35.	76 31.	80 31.	56 57.	17 29.	2 14.	2 34.	24 25.	17 20.	19 57.	24 35.	43 30.	19 52.	63 29.	129 42.
Q11C	RONALD REAGAN															
1.	FAVORABLE	391 65.	196 81.	145 56.	50 51.	50 84.	8 64.	5 79.	63 66.	31 50.	19 50.	45 71.	67 59.	26 53.	207 71.	183 59.
2.	UNFAVORABLE	116 20.	24 10.	31 31.	14 14.	6 10.	2 16.	1 21.	7 7.	27 44.	5 16.	5 8.	43 29.	6 16.	51 16.	66 22.
0.	DON'T KNOW	92 15.	23 10.	35 13.	34 35.	4 6.	2 20.	3 34.	5 5.	3 5.	9 26.	13 21.	18 12.	12 31.	34 12.	59 19.
Q11D	HENRY KISSINGER															
1.	FAVORABLE	270 45.	128 53.	115 44.	27 27.	35 59.	4 34.	2 29.	31 54.	26 43.	10 30.	34 53.	65 44.	10 26.	128 44.	142 46.
2.	UNFAVORABLE	203 34.	67 28.	105 40.	31 32.	16 27.	5 37.	4 71.	26 26.	29 47.	9 26.	17 26.	59 40.	12 38.	100 34.	133 33.
0.	DON'T KNOW	128 21.	47 19.	41 16.	40 41.	9 15.	4 29.	4 29.	10 17.	6 11.	14 42.	13 21.	23 16.	15 41.	64 22.	64 21.
Q11E	ROBERT DOLE															
1.	FAVORABLE	204 34.	107 44.	72 28.	24 25.	27 40.	5 42.	4 63.	44 46.	18 29.	11 34.	23 37.	41 20.	6 17.	136 36.	98 32.
2.	UNFAVORABLE	94 16.	20 8.	63 24.	11 11.	7 11.	7 23.	7 23.	10 11.	12 18.	3 11.	3 4.	42 29.	3 9.	30 17.	44 14.
0.	DON'T KNOW	303 50.	115 47.	126 40.	65 64.	26 44.	5 36.	6 37.	43 47.	23 31.	16 50.	26 39.	64 43.	27 74.	137 47.	167 54.

PRIORITY STATES - WAVE I (AUGUST/SEPTEMBER, 1976)

Q3 WHAT WILL BE THE MOST IMPORTANT ISSUE OR PROBLEM TO YOU IN DECIDING HOW TO VOTE FOR PRESIDENT

BREAK ONE	FR	TOTAL SAMPLE	VOTER TYPE			AGE			RELIGION			AREA			RACE	
			REPUB	T-S	DEMOC	18-34	35-54	55+	PROT	CATH	IN URB RING	SUB RING	OUTER RING	SOUTH	BLACK	WHITE
COL 23-24	TOTAL	800	167	290	245	195	317	263	312	308	235	294	66	206	82	700
		100.	100.	100.	100.	100.	100.	100.	100.	100.	100.	100.	100.	100.	100.	100.
	ECONOMIC ISSUE/ PROBLEMS	161	32	70	45	57	67	36	51	68	45	74	6	37	11	147
		20.	19.	24.	18.	29.	21.	14.	17.	22.	19.	25.	9.	18.	13.	21.
	UNEMPLOYMENT/ LACK OF JOBS	132	21	48	53	34	52	44	50	48	51	41	7	33	23	103
		16.	13.	16.	22.	18.	16.	17.	16.	16.	22.	14.	11.	16.	28.	15.
	INFLATION/COST OF LIVING	87	18	34	19	15	38	32	35	34	25	30	12	20	4	82
		11.	11.	12.	8.	8.	12.	12.	11.	11.	10.	10.	19.	10.	5.	12.
	HONESTY/TRUST/ INTEGRITY	54	8	19	20	12	24	17	24	21	21	14	5	14	5	47
		7.	5.	7.	8.	6.	8.	7.	8.	7.	9.	5.	8.	7.	6.	7.
	BEST MAN/INDIVIDUAL	49	17	14	15	10	15	23	24	14	19	16	8	7	3	44
		6.	10.	5.	6.	5.	5.	9.	8.	5.	8.	5.	13.	3.	4.	6.
	TAXES/REFORM/ LOWER TAXES	47	11	17	9	15	20	12	16	23	10	18	4	15	5	41
		6.	7.	6.	4.	8.	6.	5.	5.	7.	4.	6.	6.	7.	6.	6.
	FOREIGN AFFAIRS/AID/ POLICY	36	8	15	6	8	14	14	15	13	6	12		18		35
		4.	5.	5.	2.	4.	4.	5.	5.	4.	3.	4.		9.		5.
	GOVERNMENT SPENDING/ BALANCE BUDGET	29	5	13	3	7	13	8	7	14	3	12	3	11	1	27
		4.	3.	5.	1.	4.	4.	3.	2.	5.	1.	4.	5.	5.	1.	4.
	DEBATES	24	6	12	3	4	10	10	11	9	10	6		8	3	21
		3.	4.	4.	1.	2.	3.	4.	4.	3.	4.	2.		4.	3.	3.
	EDUCATION	21	3	11	5	9	6	5	10	7	6	9	2	5	5	16
		3.	2.	4.	2.	5.	2.	2.	3.	2.	2.	3.	3.	3.	6.	2.
	CRIME	18	4	8	3	4	9	5	4	10	2	10	3	4	2	16
		2.	2.	3.	1.	2.	3.	2.	1.	3.	1.	3.	4.	2.	2.	2.
	EXPERIENCE/BACKGROUND	10	2	4	3	2	6	2	1	8	4	2	1	3	1	9
		1.	1.	1.	1.	1.	2.	1.	*	3.	2.	1.	2.	1.	1.	1.
	NAT'L DEFENSE/ MILITARY	6	1	3		5		1	1	4	1	1	1	3		6
		1.	1.	1.		3.		*	*	1.	1.	1.	1.	1.		1.
	OTHER ISSUES	116	26	40	40	21	54	39	45	46	32	42	8	34	13	101
		14.	16.	14.	16.	11.	17.	15.	14.	15.	14.	14.	12.	16.	16.	14.
	OTHER PERSONAL CANDIDATE	7	1	2		1	3	2	2	2	4	1		2	1	5
		1.	1.	1.		1.	1.	1.	1.	1.	2.	*		1.	2.	1.
	OTHER	10	1	3	4	2	6		1	7	2	5	1	1	1	9
		1.	1.	1.	2.	1.	2.		*	2.	1.	2.	1.	1.	1.	1.
	DON'T KNOW	148	29	47	46	30	46	58	69	44	42	53	11	41	23	123
		19.	18.	16.	19.	15.	15.	22.	22.	14.	18.	18.	17.	20.	29.	18.

PRIORITY STATES - WAVE I (AUGUST/SEPTEMBER, 1976)

Q10A+B+C+D+E WHI. OF THE TWO CANDIDATES

FOR PRESIDENT DO YOU THINK WOULD BE THE FOLLOWING....

BREAK ONE	FR	TOTAL SAMPLE	VOTER TYPE		AGE			RELIGION		AREA			RACE			
			REPUB	T-S	DEMOC	18-34	35-54	55+	PROT	CATH	IN URB RING	SUB RING	OUTER RING	SOUTH	BLACK	WHITE
		800 100.	167 100.	290 100.	245 100.	195 100.	317 100.	263 100.	312 100.	308 100.	235 100.	294 100.	66 100.	206 100.	82 100.	700 100.
Q10D WOULD DO THE BEST JOB OF HANDLING OUR ECONOMIC PROBLEMS																
1. GERALD FORD		293 37.	110 66.	121 42.	32 13.	69 35.	120 38.	101 39.	126 40.	123 40.	66 28.	129 44.	23 35.	75 36.	6 7.	282 40.
2. JIMMY CARTER		304 38.	30 18.	95 33.	152 62.	88 45.	124 39.	85 33.	114 37.	116 38.	100 43.	101 34.	17 25.	87 42.	56 68.	240 34.
3. BOTH (VOLUNTEERED)		9 1.	1 *	3 1.	3 1.	2 1.	4 1.	2 1.	3 1.	2 1.	4 2.	1 *	3 4.	2 1.		9 1.
4. NEITHER (VOLUNTEERED)		32 4.	1 1.	17 6.	7 3.	14 7.	13 4.	3 1.	6 2.	13 4.	10 4.	12 4.	3 5.	7 4.	1 1.	31 4.
0. DON'T KNOW		162 20.	26 15.	53 18.	52 21.	23 12.	56 18.	71 27.	62 20.	55 18.	55 23.	52 18.	20 31.	35 17.	20 24.	137 20.
Q10E EFFECTIVE IN HANDLING FOREIGN AFFAIRS/NAT'L DEFENSE																
1. GERALD FORD		384 48.	118 71.	160 55.	68 28.	99 51.	156 49.	124 47.	161 52.	165 53.	96 41.	152 52.	31 48.	105 51.	19 23.	358 51.
2. JIMMY CARTER		197 25.	16 10.	54 19.	110 45.	51 26.	75 24.	65 25.	71 23.	73 24.	67 29.	68 23.	12 18.	51 25.	39 47.	155 22.
3. BOTH (VOLUNTEERED)		15 2.	2 1.	10 3.	3 1.	4 2.	5 2.	5 2.	4 1.	5 2.	7 3.	5 2.	1 2.	2 1.		15 2.
4. NEITHER (VOLUNTEERED)		48 6.	3 2.	20 7.	10 7.	13 7.	21 7.	11 4.	11 3.	13 4.	10 4.	21 7.	6 9.	11 5.	1 1.	47 7.
0. DON'T KNOW		157 20.	29 17.	45 16.	48 19.	28 14.	59 19.	58 22.	65 21.	52 17.	54 23.	49 17.	16 24.	38 18.	24 29.	125 18.

PRIORITY STATES - WAVE I (AUGUST/SEPTEMBER, 1976)

Q11A+B+C+D+E IS A GENERAL IMPRESSION OF THE

FOLLOWING MEN FAVORABLE OR UNFAVORABLE....

BREAK ONE	FR	TOTAL SAMPLE	VOTER TYPE			AGE			RELIGION			AREA			RACE	
			REPUB	T-S	DEMOC	18-34	35-54	55+	PROT	CATH	IN URB RING	SUB RING	OUTER RING	SOUTH	BLACK	WHITE
COL 36-40	TOTAL	800	167	290	245	195	317	263	312	308	235	294	66	206	82	700
		100.	100.	100.	100.	100.	100.	100.	100.	100.	100.	100.	100.	100.	100.	100.
Q11A	NELSON ROCKEFELLER															
1.	FAVORABLE	396	100	150	109	76	162	149	165	142	111	146	42	97	31	354
		49.	60.	52.	45.	39.	51.	57.	53.	46.	47.	50.	64.	47.	37.	51.
2.	UNFAVORABLE	335	56	118	118	105	131	89	119	139	102	126	17	89	43	286
		42.	34.	41.	48.	54.	41.	34.	38.	45.	44.	43.	27.	43.	52.	41.
0.	DON'T KNOW	70	12	22	18	14	24	25	28	27	21	22	6	21	9	60
		9.	7.	8.	7.	7.	8.	10.	9.	9.	9.	7.	10.	10.	11.	9.
Q11B	JOHN CONNALLY															
1.	FAVORABLE	200	68	74	34	50	65	81	100	65	49	83	19	50	13	184
		25.	41.	26.	14.	26.	20.	31.	32.	21.	21.	28.	29.	24.	15.	26.
2.	UNFAVORABLE	436	64	164	164	114	197	115	142	181	144	149	35	108	51	374
		54.	38.	57.	67.	58.	62.	44.	46.	59.	61.	51.	54.	52.	62.	53.
0.	DON'T KNOW	164	36	51	47	31	55	67	70	62	42	62	11	49	19	142
		21.	21.	18.	19.	16.	17.	26.	22.	20.	18.	21.	17.	24.	23.	20.
Q11C	RONALD REAGAN															
1.	FAVORABLE	400	113	145	97	87	167	140	151	187	106	144	30	120	27	364
		50.	68.	50.	40.	45.	53.	53.	49.	61.	45.	49.	46.	58.	33.	52.
2.	UNFAVORABLE	313	34	120	124	98	120	85	119	91	103	116	29	65	44	264
		39.	20.	41.	51.	50.	38.	32.	38.	30.	44.	40.	45.	31.	54.	38.
0.	DON'T KNOW	87	20	25	24	10	30	38	42	31	26	33	6	21	11	72
		11.	12.	9.	10.	5.	9.	14.	13.	10.	11.	11.	9.	10.	13.	10.
Q11D	HENRY KISSINGER															
1.	FAVORABLE	456	106	172	122	117	180	149	187	169	131	167	44	115	31	411
		57.	63.	59.	50.	60.	57.	57.	60.	55.	56.	57.	67.	56.	38.	59.
2.	UNFAVORABLE	256	42	94	95	66	102	80	84	114	80	90	15	72	41	212
		32.	25.	32.	39.	34.	32.	31.	27.	37.	34.	31.	22.	35.	50.	30.
0.	DON'T KNOW	88	19	24	28	12	34	33	40	25	25	37	7	19	10	77
		11.	11.	8.	11.	6.	11.	13.	13.	8.	10.	13.	11.	9.	13.	11.
Q11E	ROBERT DOLE															
1.	FAVORABLE	253	72	102	48	70	101	79	109	106	66	90	25	72	9	236
		32.	43.	35.	20.	36.	32.	30.	35.	34.	28.	31.	38.	35.	11.	34.
2.	UNFAVORABLE	176	17	55	83	47	65	59	55	67	64	59	19	35	30	143
		22.	10.	19.	34.	24.	21.	22.	18.	22.	27.	20.	28.	17.	36.	20.
0.	DON'T KNOW	371	79	132	114	78	150	125	147	136	105	145	22	99	44	321
		46.	47.	46.	47.	40.	47.	48.	47.	44.	45.	49.	34.	48.	53.	46.

PRIORITY STATES - WAVE I (AUGUST/SEPTEMBER, 1976)

Q3 WHAT WILL BE THE MOST IMPORTANT ISSUE OR PROBLEM TO YOU IN DECIDING HOW TO VOTE FOR PRESIDENT

BREAK ONE	FR	TOTAL SAMPLE	VOTER TYPE			AGE			RELIGION			POLITICAL AREAS			VOTE INTEN/	
			REPUB	T-S	DEMOC	18-34	35-54	55+	PROT	CATH	* UP-STATE	LONG ISLAND	N Y CITY	BK/OT	WHITE	BUCK-LEY
COL 23-24	TOTAL	998	222	374	292	263	378	327	290	425	402	123	115	359	469	381
		100.	100.	100.	100.	100.	100.	100.	100.	100.	100.	100.	100.	100.	100.	100.
*	ECONOMIC ISSUE/ ECONOMY PROBLEMS	178	41	71	53	53	88	36	43	76	66	24	15	73	85	70
		18.	18.	19.	18.	20.	23.	11.	15.	18.	16.	20.	13.	20.	18.	18.
*	UNEMPLOYMENT/LACK OF JOBS	145	27	45	61	31	66	46	41	62	51	14	27	53	66	63
		15.	12.	12.	21.	12.	18.	14.	14.	15.	13.	11.	23.	15.	14.	16.
*	STOP INFLATION/CONTROL HIGH COST OF LIVING	73	15	33	20	11	30	29	19	31	31	10	4	28	37	30
		7.	7.	9.	7.	4.	8.	9.	6.	7.	8.	8.	4.	8.	8.	8.
***	FOREIGN AFFAIRS/AID/ POLICIES	58	18	18	15	18	25	14	16	22	24	2	3	30	28	22
		6.	8.	5.	5.	7.	7.	4.	5.	5.	6.	2.	2.	8.	6.	6.
&	HONESTY/TRUST/MORAL CHARACTER/INTEGRITY	56	10	24	18	24	14	18	22	17	28	6	4	17	28	22
		6.	5.	7.	6.	9.	4.	5.	8.	4.	7.	5.	3.	5.	6.	6.
**	TAX ISSUE/TAX REFORM/ LOWER TAXES	46	13	16	16	16	17	13	21	22	25	6	5	11	22	23
		5.	6.	4.	5.	6.	5.	4.	7.	5.	6.	5.	4.	3.	5.	6.
**	WELFARE PROBLEM/ WELFARE REFORM	32	11	11	7	8	13	10	8	20	15	3	4	10	15	17
		3.	5.	3.	2.	3.	3.	3.	3.	5.	4.	2.	4.	3.	3.	4.
	PARTY/VOTE PARTY	31	10	6	10	5	11	14	9	13	11	4	6	10	16	13
		3.	5.	2.	3.	2.	3.	4.	3.	3.	3.	4.	5.	3.	3.	3.
&	PERSON HIMSELF/BEST MAN/INDIVIDUAL PERSON	30	8	14	5	6	14	9	8	12	9	5	4	12	15	10
		3.	4.	4.	2.	2.	4.	3.	3.	3.	2.	4.	3.	3.	3.	3.
	ALL ISSUES/EVERYTHING/ STAND ON ISSUES	30	6	14	8	5	17	5	9	13	18	3	1	8	16	8
		3.	3.	4.	3.	2.	5.	2.	3.	3.	4.	3.	1.	2.	3.	2.
	CRIME PROBLEMS	29	5	13	9	4	14	10	4	16	5	3	2	19	16	14
		3.	2.	4.	3.	1.	4.	3.	1.	4.	1.	2.	2.	5.	3.	4.
&	EXPERIENCE/PAST RECORD/QUALIFICATION	25	11	6	6	8	10	7	8	9	13	4	1	7	11	11
		2.	5.	1.	2.	3.	3.	2.	3.	2.	3.	3.	1.	2.	2.	3.
	DOMESTIC ISSUES/ PROBLEMS	21	3	7	9	9	7	5	7	7	12	3	2	4	8	10
		2.	1.	2.	3.	3.	2.	1.	3.	2.	3.	2.	2.	1.	2.	3.
	SOCIAL SECURITY/OLD PEOPLE/ELDERLY	19	3	10	5		18	6	8	8	12	2	1	4	9	9
		2.	1.	3.	2.		6.	3.	2.	3.	3.	1.	1.	1.	2.	2.
	ABORTION ISSUE	17		10	6	7	4	5	2	13	7	3	1	6	9	6
		2.		3.	2.	3.	1.	1.	1.	3.	2.	3.	1.	2.	2.	1.
**	STOP GOV'T SPENDING/ BALANCE BUDGET	16	7	6	2	5	7	3	4	10	11	2	1	3	7	9
		2.	3.	2.	1.	2.	2.	1.	1.	2.	3.	2.	1.	1.	1.	2.
	HEALTH INSURANCE ISSUE	14	4	5	5	6	3	5	3	4	5	1	1	7	3	9
		1.	2.	1.	2.	2.	1.	2.	1.	1.	1.	1.	1.	2.	1.	2.
	AMNESTY ISSUE	13	4	2	5	4	4	5	2	6	6	2		6	7	5
		1.	2.	*	2.	1.	1.	2.	1.	1.	1.	2.		2.	1.	1.
	SCHOOLS/EDUCATIONAL PROBLEMS	13	1	3	7	5	5	3	3	4	5	1	3	4	5	8
		1.	*	1.	3.	2.	1.	1.	1.	1.	1.	1.	2.	1.	1.	2.
***	NATIONAL DEFENSE/ MILITARY STAND	12	3	5	3	5	5	3	4	4	7		3	3	4	4
		1.	1.	1.	1.	2.	1.	1.	1.	1.	2.		2.	1.	1.	1.
***	PEACE/KEEP OUT OF WARS	9	4		3	2	1	6	4	5	4			5	6	2
		1.	2.		1.	1.	*	2.	1.	1.	1.			1.	1.	*
	DEBATE BETWEEN CANDIDATES/DEBATE	8		5	2		3	5	2	3	4		1	3	3	3
		1.		1.	1.		1.	1.	1.	1.	1.		1.	1.	1.	1.
	BUSING (UNSPECIFIED)	3		2		1		2	1	1	1		1	1	1	2
		*		1.		*		1.	*	*	*		1.	*	*	*
	BUSING - AGAINST	2			2	2				1	1		1			1
		*			1.	1.				*	*		1.			*

Q3 WHAT WILL BE THE MOST IMPORTANT
ISSUE OR PROBLEM TO YOU IN DECIDING HOW
TO VOTE FOR PRESIDENT

BREAK ONE	FR	TOTAL SAMPLE	VOTER TYPE			AGE			RELIGION		POLITICAL AREAS				VOTE INTEN	
			REPUB	T-S	DEMOC	18-34	35-54	55+	PROT	* UP- CATH STATE	LONG ISLAND	-N Y BK/OT	CITY- WHITE	BUCK- LEY	ABZUG	
OTHER MISCELLANEOUS RESPONSES		76 8.	16 7.	26 7.	26 9.	20 7.	32 9.	22 7.	25 9.	29 7.	26 7.	6 5.	11 10.	32 9.	35 7.	26 7.
DON'T KNOW/NOTHING/ UNDECIDED		273 27.	59 27.	103 27.	70 24.	72 27.	86 23.	101 31.	87 30.	114 27.	101 25.	46 37.	42 37.	83 23.	129 27.	86 23.

COMBINED RESPONSES

THE ECONOMY (*)	334 34.	69 31.	125 33.	112 38.	82 31.	153 40.	94 29.	91 31.	143 34.	124 31.	37 30.	41 35.	133 37.	155 33.	139 36.
TAXES/SPENDING (**)	89 9.	30 13.	30 8.	24 8.	26 10.	37 10.	23 7.	32 11.	46 11.	49 12.	10 8.	10 9.	21 6.	42 9.	45 12.
FOREIGN POLICY/ DEFENSE (***)	78 8.	24 11.	23 6.	20 7.	24 9.	31 8.	22 7.	23 8.	29 7.	34 8.	2 2.	5 4.	37 10.	38 8.	27 7.
CANDIDATE PERCEPTIONS (&)	106 11.	30 13.	41 11.	27 9.	36 14.	37 10.	32 10.	37 13.	38 9.	49 12.	15 13.	7 7.	34 9.	54 12.	38 10.

* WESTERN/CENTRAL/CAPITAL DISTRICT/LOWER HUDSON



PRIORITY STATES - WAVE I (AUGUST/SEPTEMBER, 1976)

Q10A+B+C+D+E WHICH OF THE TWO CANDIDATES

FOR PRESIDENT DO YOU THINK WOULD BE THE FOLLOWING....

BREAK ONE	FR	TOTAL SAMPLE	VOTER TYPE			AGE			RELIGION		POLITICAL AREAS			VOTE INTEN		
			REPUB	T-S	DEMOC	18-34	35-54	55+	PROT	CATH	* UP-STATE	LONG ISLAND	-N Y CITY-	BUCK-LEW	ABZUG	
		998 100.	222 100.	374 100.	292 100.	263 100.	378 100.	327 100.	290 100.	425 100.	402 100.	123 100.	115 100.	359 100.	469 100.	381 100.
Q10D WOULD DO THE BEST JOB OF HANDLING OUR ECONOMIC PROBLEMS																
1. GERALD FORD		338 34.	134 60.	123 33.	42 14.	87 33.	122 32.	123 38.	99 34.	186 44.	167 42.	43 35.	16 14.	113 31.	240 51.	63 17.
2. JIMMY CARTER		374 38.	35 16.	121 32.	180 61.	128 49.	131 35.	106 32.	104 36.	131 31.	121 30.	39 32.	71 62.	143 40.	98 21.	219 58.
3. BOTH (VOLUNTEERED)		14 1.	3 1.	8 2.	2 1.	2 1.	6 2.	4 1.	4 1.	6 1.	4 1.	4 3.		6 2.	8 2.	4 1.
4. NEITHER (VOLUNTEERED)		57 6.	12 6.	28 8.	10 4.	12 4.	24 6.	17 5.	21 7.	17 4.	25 6.	8 7.	4 3.	20 6.	27 6.	18 5.
0. DON'T KNOW		215 22.	38 17.	94 25.	58 20.	35 13.	95 25.	76 23.	62 21.	85 20.	85 21.	29 24.	24 21.	77 21.	96 20.	77 20.

Q10E EFFECTIVE IN HANDLING FOREIGN AFFAIRS/NAT'L DEFENSE

1. GERALD FORD		461 46.	165 74.	179 48.	75 26.	121 46.	173 46.	159 49.	142 49.	236 55.	221 55.	63 51.	32 28.	145 40.	299 64.	110 29.
2. JIMMY CARTER		245 25.	13 6.	75 20.	130 45.	82 31.	85 22.	72 22.	70 24.	87 20.	72 18.	26 21.	54 47.	92 26.	55 12.	153 40.
3. BOTH (VOLUNTEERED)		18 2.	2 1.	11 3.	4 1.	2 1.	8 2.	7 2.	6 2.	4 1.	5 1.	2 2.	2 2.	9 3.	8 2.	8 2.
4. NEITHER (VOLUNTEERED)		49 5.	8 4.	19 5.	11 4.	15 6.	17 4.	14 4.	14 5.	17 4.	22 6.	4 3.	5 5.	18 5.	22 5.	16 4.
0. DON'T KNOW		225 23.	34 15.	90 24.	71 24.	44 17.	96 25.	75 23.	58 20.	81 19.	81 20.	29 23.	21 18.	95 26.	85 18.	93 24.

* WESTERN/CENTRAL/CAPITAL DISTRICT/LOWER HUDSON

Q11A+B+C+D+E IS YOUR GENERAL IMPRESSION OF THE FOLLOWING MEN FAVORABLE OR UNFAVORABLE....

BREAK ONE	FR	TOTAL SAMPLE	VOTER TYPE			AGE			RELIGION			POLITICAL AREAS				VOTE INTEN/ ABZUG
			REPUB	T-S	DEMOC	18-34	35-54	55+	PROT	* UP- STATE	CATH	LONG ISLAND	-N Y CITY-	BK/OT	BUCK- LEY	
COL 36-40	TOTAL	998	222	374	292	263	378	327	290	425	402	123	115	359	469	381
		100.	100.	100.	100.	100.	100.	100.	100.	100.	100.	100.	100.	100.	100.	100.
Q11A	NELSON ROCKEFELLER															
1.	FAVORABLE	428	128	155	102	91	177	151	135	190	170	53	39	167	239	132
		43.	58.	42.	35.	34.	47.	46.	46.	45.	42.	43.	34.	46.	51.	35.
2.	UNFAVORABLE	496	78	197	168	158	176	146	132	208	199	64	62	171	200	218
		50.	35.	53.	57.	60.	47.	45.	45.	49.	50.	52.	54.	48.	43.	57.
0.	DON'T KNOW	74	16	22	22	14	25	30	23	27	33	6	14	22	30	30
		7.	7.	6.	8.	5.	7.	9.	8.	6.	8.	5.	12.	6.	6.	8.
Q11B	JOHN CONNALLY															
1.	FAVORABLE	254	93	86	51	68	91	89	93	113	108	28	29	90	162	63
		25.	42.	23.	17.	26.	24.	27.	32.	26.	27.	23.	25.	25.	35.	16.
2.	UNFAVORABLE	535	82	225	182	144	211	169	115	235	209	66	46	213	214	248
		54.	37.	60.	62.	55.	56.	52.	40.	55.	52.	54.	40.	59.	46.	65.
0.	DON'T KNOW	209	47	63	59	52	76	69	82	78	85	28	40	56	94	70
		21.	21.	17.	20.	20.	20.	21.	28.	18.	21.	23.	35.	16.	20.	18.
Q11C	RONALD REAGAN															
1.	FAVORABLE	474	151	187	92	102	197	168	135	249	225	58	35	156	287	126
		48.	68.	50.	32.	39.	52.	51.	47.	59.	56.	48.	30.	44.	61.	33.
2.	UNFAVORABLE	412	53	149	168	146	135	117	121	131	138	45	65	164	133	222
		41.	24.	40.	58.	56.	36.	36.	42.	31.	34.	37.	57.	46.	28.	58.
0.	DON'T KNOW	111	18	38	32	15	46	42	35	45	39	19	15	38	50	33
		11.	8.	10.	11.	6.	12.	13.	12.	11.	10.	16.	13.	11.	11.	9.
Q11D	HENRY KISSINGER															
1.	FAVORABLE	536	128	205	148	153	202	165	164	236	231	72	57	176	269	196
		54.	58.	55.	51.	58.	53.	51.	56.	56.	57.	59.	49.	49.	57.	51.
2.	UNFAVORABLE	322	69	127	92	85	123	105	81	138	121	34	41	126	140	131
		32.	31.	34.	31.	32.	32.	32.	28.	32.	30.	28.	35.	35.	30.	34.
0.	DON'T KNOW	141	25	42	52	25	53	56	45	51	50	16	17	57	60	54
		14.	11.	11.	18.	9.	14.	17.	16.	12.	12.	13.	15.	16.	13.	14.
Q11E	ROBERT DOLE															
1.	FAVORABLE	297	94	119	60	94	105	94	104	138	142	41	29	85	178	87
		30.	42.	32.	21.	36.	28.	29.	36.	32.	35.	33.	26.	24.	38.	23.
2.	UNFAVORABLE	192	20	76	77	61	72	50	36	77	52	29	26	85	61	107
		19.	9.	20.	26.	23.	19.	15.	13.	18.	13.	24.	22.	24.	13.	28.
0.	DON'T KNOW	509	108	179	155	109	201	183	150	210	207	53	60	189	230	187
		51.	49.	48.	53.	41.	53.	56.	52.	49.	52.	43.	52.	53.	49.	49.

Signatures

2:1

!!

4.7

(AUGUST/SEPTEMBER, 1976)

Q3 WHAT WILL BE THE MOST IMPORTANT ISSUE OR PROBLEM TO YOU IN DECIDING HOW TO VOTE FOR PRESIDENT

BREAK ONE	FR	TOTAL SAMPLE	VOTER TYPE			AGE			RELIGION			AREA			RACE	
			REPUB	T-S	DEMOC	18-34	35-54	55+	PROT	CATH	MAJOR URBAN*	CENTR	WEST	EAST	WHITE	BLACK
COL 23-24	TOTAL	599 100.	75 100.	183 100.	255 100.	205 100.	209 100.	175 100.	496 100.	20 100.	164 100.	123 100.	76 100.	237 100.	459 100.	114 100.
*	ECONOMIC ISSUE/ ECONOMY PROBLEMS	76 13.	8 11.	25 13.	35 14.	29 14.	28 13.	18 10.	64 13.	2 12.	25 16.	11 9.	11 14.	29 12.	68 15.	8 7.
*	UNEMPLOYMENT/LACK OF JOBS	53 9.	1 1.	12 7.	33 13.	24 12.	15 7.	13 8.	46 9.	6 29.	17 11.	8 6.	3 5.	24 10.	28 6.	24 21.
**	TAX ISSUE/TAX REFORM/ LOWER TAXES	34 6.	3 5.	9 5.	16 6.	11 5.	17 8.	5 3.	30 6.		9 6.	5 4.	5 7.	14 6.	25 5.	6 6.
*	STOP INFLATION/CONTROL HIGH COST OF LIVING	32 5.	3 5.	10 5.	12 5.	13 6.	7 3.	13 7.	25 5.		10 6.	3 3.	7 10.	11 5.	25 5.	6 6.
&	HONESTY/TRUST/MORAL CHARACTER/INTEGRITY	32 5.	3 5.	13 7.	9 4.	7 4.	11 5.	13 8.	31 6.		7 4.	8 6.	6 8.	11 5.	25 6.	6 6.
&	PERSON HIMSELF/BEST MAN/INDIVIDUAL PERSON	20 3.	2 2.	8 4.	7 3.	3 1.	9 4.	9 5.	17 4.		6 4.	1 1.	2 2.	12 5.	13 3.	6 6.
	ALL ISSUES/EVERYTHING/ STAND ON ISSUES	18 3.	3 5.	5 3.	8 3.	6 3.	7 3.	5 3.	17 3.		6 4.	4 3.	3 3.	5 2.	18 4.	
	PARTY/VOTE PARTY	17 3.	2 2.	3 2.	11 4.	6 3.	1 *	8 5.	12 2.	1 4.	5 3.	5 4.	3 4.	3 1.	14 3.	2 1.
***	FOREIGN AFFAIRS/AID/ POLICIES	13 2.	3 3.	5 3.	5 2.	3 2.	5 2.	5 3.	11 2.		3 2.	3 3.	1 1.	7 3.	13 3.	
	ABORTION ISSUE	12 2.	3 3.	6 3.	3 1.	7 4.	3 2.	2 1.	10 2.	2 9.	6 4.	2 1.	2 2.	3 1.	12 3.	
	WHO WILL WORK FOR THE PEOPLE/NEEDS OF PEOPLE	12 2.	1 1.	4 2.	6 2.	4 2.	5 2.	3 2.	11 2.		2 1.	5 4.	2 2.	4 2.	7 2.	5 4.
	DEBATE BETWEEN CANDIDATES/DEBATE	12 2.	2 3.	6 3.	3 1.	3 2.	4 2.	3 2.	7 2.	1 4.	1 1.	2 1.	3 3.	7 3.	11 2.	
**	STOP GOV'T SPENDING/ BALANCE BUDGET	11 2.	1 1.	3 2.	7 3.	6 3.	3 1.	3 1.	9 2.		3 2.	1 1.	1 1.	6 3.	8 2.	3 3.
&	EXPERIENCE/PAST RECORD/QUALIFICATION	11 2.	2 2.	6 3.	2 1.	3 2.	2 1.	5 3.	9 2.		4 3.	1 1.	2 2.	4 2.	9 2.	2 1.
***	NATIONAL DEFENSE/ MILITARY STAND	9 2.	1 1.	5 3.	3 1.	6 3.	2 1.	2 1.	8 2.		5 3.	2 1.	1 1.	2 1.	8 2.	
	SCHOOLS/EDUCATIONAL PROBLEMS	9 2.	2 3.	2 1.	5 2.	7 3.	1 *	2 1.	6 1.	1 4.	1 1.	3 3.	1 1.	4 2.	7 2.	2 1.
	RELIGION/CHRISTIAN	8 1.		3 1.	4 2.		4 2.	3 2.	6 1.		3 2.		3 3.	2 1.	6 1.	2 1.

PRIORITY STATES - WAVE I (AUGUST/SEPTEMBER, 1976)

Q3 WHAT WILL BE THE MOST IMPORTANT ISSUE OR PROBLEM TO YOU IN DECIDING HOW TO VOTE FOR PRESIDENT

BREAK ONE	FR	TOTAL SAMPLE	VOTER TYPE		AGE			RELIGION		AREA			RACE		
			REPUB	T-S	DEMOC	18-34	35-54	55+	PROT	CATH	MAJOR URBAN*	CENTR	WEST	EAST	WHITE
DOMESTIC ISSUES/ PROBLEMS		7		5	1	4	2	2	7		2	3	1	2	7
		1.		3.	*	2.	1.	1.	1.		1.	3.	1.	1.	2.
SOCIAL SECURITY/OLD PEOPLE/ELDERLY		6	3	3	1	1		5	5		3	1		3	6
		1.	3.	1.	*	*		3.	1.		2.	1.		1.	1.
BUSING - AGAINST		6	2	1	2	6			6		2	2		2	5
		1.	2.	*	1.	3.			1.		1.	1.		1.	1.
CRIME PROBLEMS		5	2	1	2		4	1	3		1	2		3	5
		1.	2.	*	1.		2.	*	1.		1.	1.		1.	1.
BUSING (UNSPECIFIED)		5	1	1	3	2		3	3		2		1	2	3
		1.	1.	*	1.	1.		1.	1.		1.		1.	1.	1.
AMNESTY ISSUE		5	2	3		2	3	1	4		2	1		3	5
		1.	2.	2.		1.	1.	*	1.		1.	1.		1.	1.
** WELFARE PROBLEM/ WELFARE REFORM		4	1	1		1	2	2	4		2	1		2	3
		1.	1.	*		*	1.	1.	1.		1.	1.		1.	1.
HEALTH INSURANCE ISSUE		4	1		3	2	2	1	4			2	1	2	3
		1.	1.		1.	1.	1.	*	1.			1.	1.	1.	1.
*** PEACE/KEEP OUT OF WARS		2			1			2	2		2				1
		*			*			1.	*		1.				*
OTHER MISCELLANEOUS RESPONSES		59	13	23	23	21	20	18	50	3	15	17	4	22	49
		10.	17.	12.	9.	10.	10.	10.	10.	16.	9.	14.	6.	9.	11.
DON'T KNOW/NOTHING/ UNDECIDED		191	23	49	81	60	74	51	158	5	44	45	23	79	126
		32.	30.	27.	32.	29.	36.	29.	32.	25.	27.	37.	30.	33.	27.
COMBINED RESPONSES															
THE ECONOMY (*)		153	13	43	79	60	49	43	128	8	52	21	22	59	115
		26.	17.	23.	31.	29.	23.	24.	26.	41.	32.	17.	28.	25.	32.
TAXES/SPENDING (**)		47	5	14	20	16	20	9	41		14	7	6	20	34
		8.	7.	7.	8.	8.	10.	5.	8.		9.	6.	8.	8.	7.
FOREIGN POLICY/ DEFENSE (***)		23	3	10	9	9	7	8	20		8	5	2	8	23
		4.	5.	5.	3.	4.	3.	4.	4.		5.	4.	2.	4.	5.
CANDIDATE PERCEPTIONS (&)		60	7	25	17	13	21	25	55		16	9	9	26	47
		10.	9.	14.	7.	6.	10.	14.	11.		10.	8.	12.	11.	10.

* MECKLENBERG CO, GUILFORD, FORSYTH, DURHAM, RALEIGH, WAKE

PRIORITY STATES - WAVE I (AUGUST/SEPTEMBER, 1976)

Q10A+B+C+D+E WHICH OF THE TWO CANDIDATES

FOR PRESIDENT DO YOU THINK WOULD BE THE FOLLOWING.....

BREAK ONE	FR	TOTAL SAMPLE	VOTER TYPE		AGE			RELIGION		AREA		RACE				
			REPUB	T-S	DEMOC	18-34	35-54	55+	PROT	CATH	MAJOR URBAN*	CENTR	WEST	EAST	WHITE	BLACK
		599 100.	75 100.	163 100.	255 100.	205 100.	209 100.	175 100.	496 100.	20 100.	164 100.	123 100.	76 100.	237 100.	459 100.	114 100.
Q10D WOULD DO THE BEST JOB OF HANDLING OUR ECONOMIC PROBLEMS																
1. GERALD FORD		206 34.	48 64.	88 48.	37 15.	79 38.	71 34.	51 29.	172 35.	4 21.	62 38.	42 34.	25 32.	78 33.	176 38.	20 18.
2. JIMMY CARTER		261 43.	15 19.	55 30.	166 65.	100 49.	85 41.	74 42.	218 44.	9 45.	78 48.	51 42.	35 46.	96 41.	176 38.	74 65.
3. BOTH (VOLUNTEERED)		13 2.	1 1.	4 2.	6 2.	1 *	8 4.	3 2.	11 2.		3 2.	3 3.		7 3.	10 2.	2 1.
4. NEITHER (VOLUNTEERED)		10 2.	1 1.	3 1.	5 2.	3 1.	4 2.	3 2.	10 2.		2 1.	1 1.	2 2.	6 2.	9 2.	1 1.
0. DON'T KNOW		110 18.	11 15.	33 18.	41 16.	23 11.	41 19.	44 25.	85 17.	7 33.	19 12.	26 21.	15 20.	50 21.	88 19.	16 14.

Q10E EFFECTIVE IN HANDLING FOREIGN AFFAIRS/NAT'L DEFENSE

1. GERALD FORD		257 43.	50 66.	100 54.	68 27.	88 43.	92 44.	70 40.	212 43.	12 62.	68 42.	53 43.	32 42.	103 44.	220 48.	24 21.
2. JIMMY CARTER		196 33.	8 11.	39 21.	129 50.	85 41.	59 28.	52 30.	165 33.	4 21.	68 41.	30 25.	26 33.	73 31.	122 26.	69 60.
3. BOTH (VOLUNTEERED)		18 3.	1 1.	9 5.	7 3.	6 3.	7 4.	4 2.	16 3.		2 1.	8 7.	1 1.	7 3.	13 3.	3 3.
4. NEITHER (VOLUNTEERED)		13 2.	3 4.	1 *	7 3.	6 3.	4 2.	3 2.	11 2.	1 4.	5 3.	2 1.	1 1.	6 3.	13 3.	
0. DON'T KNOW		115 19.	13 17.	35 19.	44 17.	21 10.	45 22.	46 26.	92 18.	2 13.	21 13.	29 24.	17 22.	48 20.	91 20.	18 16.

* MECKLENBERG CO, GUILFORD, FORSYTH, DURHAM, RALEIGH, WAKE

FOLLOWING MEN FAVORABLE OR UNFAVORABLE....

BREAK ONE	FR	TOTAL SAMPLE	VOTER TYPE			AGE			RELIGION			AREA		RACE		
			REPUB	T-S	DEMOC	18-34	35-54	55+	PROT	CATH	MAJOR URBAN*	CENTR	WEST	EAST	WHITE	BLACK
COL 36-40	TOTAL	599 100.	75 100.	163 100.	255 100.	205 100.	209 100.	175 100.	496 100.	20 100.	164 100.	123 100.	76 100.	237 100.	459 100.	114 100.
Q11A	NELSON ROCKEFELLER															
1.	FAVORABLE	257 43.	46 61.	81 44.	97 38.	86 43.	94 45.	72 41.	221 45.	8 41.	73 44.	52 43.	34 44.	99 42.	208 45.	38 33.
2.	UNFAVORABLE	241 40.	24 32.	66 36.	116 46.	96 47.	32 39.	62 35.	192 39.	11 55.	64 39.	52 43.	29 38.	95 40.	176 38.	55 49.
0.	DON'T KNOW	101 17.	5 7.	36 20.	42 16.	22 11.	33 16.	41 23.	83 17.	1 4.	27 17.	18 15.	14 18.	43 18.	74 16.	21 18.
Q11B	JOHN CONNALLY															
1.	FAVORABLE	180 30.	32 42.	62 34.	67 26.	56 27.	72 35.	50 29.	159 32.	2 12.	43 26.	38 31.	23 30.	77 32.	140 31.	32 28.
2.	UNFAVORABLE	255 43.	22 30.	75 41.	122 48.	109 53.	82 40.	61 35.	204 41.	14 71.	87 53.	41 34.	38 49.	89 38.	203 44.	46 40.
0.	DON'T KNOW	164 27.	21 28.	46 25.	66 26.	41 20.	54 26.	64 37.	133 27.	3 17.	34 21.	43 35.	16 21.	71 30.	116 25.	37 32.
Q11C	RONALD REAGAN															
1.	FAVORABLE	347 58.	54 72.	116 63.	125 49.	126 61.	128 61.	88 50.	287 58.	11 55.	87 53.	76 62.	45 58.	139 59.	286 62.	49 43.
2.	UNFAVORABLE	188 31.	14 19.	51 28.	101 39.	69 34.	65 31.	53 30.	155 31.	9 45.	67 41.	33 27.	23 30.	65 27.	126 27.	51 45.
0.	DON'T KNOW	65 11.	7 9.	16 9.	30 12.	10 5.	16 8.	35 20.	54 11.		10 6.	14 11.	9 12.	32 14.	47 10.	14 13.
Q11D	HENRY KISSINGER															
1.	FAVORABLE	306 51.	44 59.	103 56.	124 49.	117 57.	102 49.	83 47.	252 51.	9 45.	89 54.	63 51.	36 48.	118 50.	239 52.	55 49.
2.	UNFAVORABLE	208 35.	22 29.	57 31.	94 37.	76 37.	73 35.	57 33.	171 34.	8 39.	62 38.	44 36.	26 34.	76 32.	157 34.	39 34.
0.	DON'T KNOW	86 14.	9 12.	23 12.	37 15.	13 6.	34 16.	35 20.	73 15.	3 16.	13 8.	16 13.	14 19.	43 18.	63 14.	19 17.
Q11E	ROBERT DOLE															
1.	FAVORABLE	230 38.	41 55.	80 44.	78 30.	92 45.	85 41.	52 29.	197 40.	6 28.	72 44.	46 38.	28 37.	83 35.	185 40.	36 31.
2.	UNFAVORABLE	125 21.	5 7.	26 14.	79 31.	52 25.	48 23.	25 14.	99 20.	8 42.	42 26.	23 18.	14 18.	46 19.	90 20.	28 25.
0.	DON'T KNOW	245 41.	29 39.	76 42.	98 39.	62 30.	76 36.	99 56.	201 40.	6 29.	49 30.	54 44.	34 44.	108 45.	104 40.	50 44.

PRIORITY STATES - WAVE I (AUGUST/SEPTEMBER, 1976)

Q3 WHAT WILL BE THE MOST IMPORTANT
ISSUE OR PROBLEM TO YOU IN DECIDING HOW
TO VOTE FOR PRESIDENT

BREAK ONE	FR	TOTAL SAMPLE	VOTER TYPE		AGE			RELIGION		AREA					VERY INTER- EST	
			REPUB	T-S	DEMOC	18-34	35-54	55+	PROT	CATH	CUYA- HOGA	NORTH +EAST	NORTH -WEST	CENTR +SOUTH		SOUTH -WEST
COL 23-24	TOTAL	798 100.	130 100.	369 100.	208 100.	214 100.	309 100.	260 100.	507 100.	192 100.	108 100.	230 100.	120 100.	123 100.	217 100.	420 100.
	ECONOMIC ISSUE/ PROBLEMS	154 19.	28 21.	71 19.	40 19.	44 21.	57 19.	51 19.	89 18.	41 21.	16 17.	49 21.	12 10.	27 22.	49 22.	91 22.
	UNEMPLOYMENT/ LACK OF JOBS	121 15.	15 11.	62 17.	34 16.	36 17.	48 16.	35 13.	76 15.	30 16.	19 18.	34 15.	17 14.	25 20.	26 12.	71 17.
	INFLATION/COST OF LIVING	78 10.	14 11.	36 10.	18 9.	19 9.	35 11.	22 9.	57 11.	16 8.	7 6.	29 13.	15 12.	14 11.	13 6.	40 9.
	HONESTY/TRUST/ INTEGRITY	56 7.	2 1.	31 8.	20 10.	11 5.	17 5.	29 11.	35 7.	13 7.	4 3.	16 7.	16 13.	2 2.	18 8.	32 8.
	BEST MAN/INDIVIDUAL	54 7.	10 8.	20 6.	15 7.	16 7.	11 4.	27 10.	40 8.	9 5.	3 3.	12 5.	13 11.	7 5.	18 8.	32 8.
	TAXES/REFORM/ LOWER TAXES	37 5.	7 6.	16 4.	9 4.	12 6.	16 5.	9 3.	23 5.	9 5.	4 3.	9 4.	9 7.	4 3.	12 6.	21 5.
	FOREIGN AFFAIRS/AID/ POLICY	36 5.	8 6.	18 5.	8 4.	13 6.	9 3.	13 5.	20 4.	10 5.	6 6.	7 3.	3 2.	6 5.	15 7.	20 5.
	GOVERNMENT SPENDING/ BALANCE BUDGET	31 4.	8 6.	18 5.	4 2.	6 3.	12 4.	13 5.	21 4.	8 4.		7 3.	9 8.	8 6.	8 3.	24 6.
	DEBATES	22 3.	5 4.	9 2.	7 3.	6 3.	7 2.	10 4.	13 3.	6 3.	3 3.	4 2.	4 3.	5 4.	6 3.	16 4.
	EDUCATION	19 2.	4 3.	7 2.	8 4.	6 3.	8 3.	5 2.	13 3.	4 2.	2 2.	6 2.	3 3.	5 4.	4 2.	12 3.
	NAT'L DEFENSE/ MILITARY	18 2.	5 4.	6 2.	6 3.	6 3.	6 2.	6 2.	11 2.	4 2.	3 3.	5 2.	3 2.	4 4.	3 2.	13 3.
	EXPERIENCE/BACKGROUND	14 2.	2 2.	3 1.	8 4.	3 1.	7 2.	4 2.	8 1.	6 3.	2 2.	5 2.		3 2.	5 2.	10 2.
	CRIME	12 1.	2 1.	6 2.	4 2.	2 1.	3 1.	6 2.	6 1.	5 3.	2 2.	3 1.	1 1.	4 3.	2 1.	7 2.
	OTHER ISSUES	105 13.	19 14.	45 12.	32 15.	27 13.	47 15.	28 11.	62 12.	35 18.	21 20.	25 11.	15 13.	20 16.	24 11.	57 13.
	OTHER PERSONAL CANDIDATE	6 1.		5 1.	1 *	2 1.	2 1.	2 1.	3 1.	1 1.	2 2.	2 1.	2 2.			2 *
	OTHER	17 2.	6 5.	2 1.	7 3.	1 *	6 3.	7 3.	8 2.	5 3.	2 2.	6 3.	5 4.	3 2.	1 *	8 2.
	DON'T KNOW	179 22.	28 22.	80 22.	44 21.	40 19.	72 23.	62 24.	120 24.	35 18.	28 25.	51 22.	21 17.	30 24.	50 23.	67 16.

PRIORITY STATES - WAVE I (AUGUST/SEPTEMBER, 1976)

Q10A+B+C+D+E WHICH OF THE TWO CANDIDATES

FOR PRESIDENT DO YOU THINK WOULD BE THE FOLLOWING....

BREAK ONE	FR	TOTAL SAMPLE	VOTER TYPE		AGE			RELIGION			AREA			VERY INTER -EST		
			REPUB	T-S	DEMOC	10-34	35-54	55+	PROT	CATH	CUYA- HOGA	NORTH +EAST	NORTH -WEST		CENTR +SOUTH	SOUTH -WEST
		798 100.	130 100.	369 100.	208 100.	214 100.	309 100.	260 100.	507 100.	192 100.	108 100.	230 100.	120 100.	123 100.	217 100.	420 100.
Q10D WOULD DO THE BEST JOB OF HANDLING OUR ECONOMIC PROBLEMS																
1. GERALD FORD		262 33.	89 68.	135 37.	24 12.	74 35.	97 31.	88 34.	183 36.	50 26.	26 24.	72 31.	36 30.	47 38.	81 37.	148 35.
2. JIMMY CARTER		322 40.	20 15.	139 38.	129 62.	97 46.	130 42.	90 35.	190 38.	91 47.	46 43.	110 48.	51 42.	41 33.	75 34.	186 44.
3. BOTH (VOLUNTEERED)		19 2.		12 3.	4 2.	4 2.	8 3.	7 3.	13 3.	4 2.	2 2.	2 1.	5 4.	5 4.	4 2.	10 2.
4. NEITHER (VOLUNTEERED)		34 4.	5 4.	13 4.	8 4.	12 5.	11 4.	11 4.	19 4.	9 5.	12 11.	9 4.	2 2.	7 5.	5 2.	9 2.
0. DON'T KNOW		161 20.	17 13.	70 19.	43 20.	27 13.	63 20.	64 24.	102 20.	38 20.	22 21.	36 16.	26 22.	24 19.	52 24.	67 16.

Q10E EFFECTIVE IN HANDLING FOREIGN AFFAIRS/NAT'L DEFENSE

1. GERALD FORD		373 47.	99 76.	181 49.	65 31.	107 50.	144 47.	118 45.	252 50.	88 46.	40 37.	104 45.	56 46.	62 50.	111 51.	202 48.
2. JIMMY CARTER		217 27.	17 13.	84 23.	94 45.	65 30.	94 27.	65 25.	134 26.	53 28.	28 26.	82 36.	33 27.	25 21.	50 23.	127 30.
3. BOTH (VOLUNTEERED)		15 2.	1 1.	7 2.	5 2.	5 2.	4 1.	6 2.	9 2.	2 1.	3 3.	1 *	2 1.	5 4.	4 2.	8 2.
4. NEITHER (VOLUNTEERED)		29 4.	1 1.	14 4.	7 4.	10 5.	9 3.	11 4.	13 2.	9 5.	11 10.	8 3.	1 1.	7 5.	4 2.	7 2.
0. DON'T KNOW		163 20.	12 9.	83 23.	37 18.	28 13.	63 22.	59 23.	101 20.	40 21.	26 24.	35 15.	29 24.	24 20.	49 22.	76 18.

PRIORITY STATES - WAVE I (AUGUST/SEPTEMBER, 1976)

Q11A+B+C+D+E IS OUR GENERAL IMPRESSION OF THE FOLLOWING MEN FAVORABLE OR UNFAVORABLE....

BREAK ONE	FR	TOTAL SAMPLE	VOTER TYPE		AGE			RELIGION		AREA				VERY INTER -EST		
			REPUB	T-S	DEMOC	18-34	35-54	55+	FROT	CATH	CUYA-HUGA	NORTH +EAST	NORTH -WEST		CENTR +SOUTH	SOUTH -WEST
COL 36-40	TOTAL	798 100.	130 100.	369 100.	208 100.	214 100.	309 100.	260 100.	507 100.	192 100.	108 100.	230 100.	120 100.	123 100.	217 100.	420 100.
Q11A NELSON ROCKEFELLER																
1.	FAVORABLE	398 50.	79 60.	200 54.	83 40.	100 47.	144 47.	150 58.	275 54.	77 40.	50 46.	133 56.	49 41.	68 55.	98 45.	218 52.
2.	UNFAVORABLE	328 41.	39 30.	140 38.	104 50.	104 46.	131 43.	66 33.	191 36.	106 55.	47 44.	89 39.	57 48.	40 32.	95 44.	166 40.
0.	DON'T KNOW	72 9.	13 10.	26 8.	20 10.	10 5.	33 11.	24 9.	51 10.	10 5.	11 10.	8 3.	14 11.	16 13.	24 11.	35 8.
Q11B JOHN CONNALLY																
1.	FAVORABLE	248 31.	63 48.	120 32.	43 21.	65 30.	101 33.	77 30.	170 34.	50 26.	37 34.	65 29.	33 27.	49 39.	64 30.	140 33.
2.	UNFAVORABLE	390 49.	45 35.	177 48.	127 61.	108 51.	155 50.	124 48.	231 45.	114 59.	55 51.	118 51.	61 51.	52 42.	105 48.	214 51.
0.	DON'T KNOW	160 20.	22 17.	72 20.	38 18.	41 19.	53 17.	23 23.	106 21.	28 15.	17 15.	46 20.	27 22.	22 18.	48 22.	66 16.
Q11C RONALD REAGAN																
1.	FAVORABLE	484 61.	92 71.	231 63.	108 52.	120 56.	195 63.	164 63.	313 62.	127 66.	61 56.	138 60.	77 64.	75 61.	132 61.	249 59.
2.	UNFAVORABLE	246 31.	28 21.	109 30.	85 41.	85 40.	72 28.	72 28.	150 30.	52 27.	41 38.	74 32.	29 25.	37 30.	65 30.	136 33.
0.	DON'T KNOW	68 9.	11 8.	28 8.	15 7.	9 4.	29 9.	24 9.	43 9.	13 7.	6 6.	18 8.	13 11.	11 9.	20 9.	35 8.
Q11D HENRY KISSINGER																
1.	FAVORABLE	415 52.	76 58.	209 57.	86 42.	114 53.	168 54.	130 50.	269 53.	96 50.	57 53.	111 48.	59 49.	66 54.	123 57.	221 53.
2.	UNFAVORABLE	300 38.	48 37.	129 35.	89 43.	67 41.	109 35.	99 38.	185 36.	76 40.	40 37.	98 43.	42 35.	46 37.	74 34.	156 37.
0.	DON'T KNOW	83 10.	7 5.	30 8.	32 15.	12 6.	32 10.	31 12.	54 11.	20 10.	11 10.	21 9.	19 16.	11 9.	21 10.	43 10.
Q11E ROBERT DOLE																
1.	FAVORABLE	269 34.	63 48.	129 35.	50 24.	96 45.	95 31.	76 29.	182 36.	57 30.	31 28.	77 34.	39 32.	42 34.	81 37.	146 35.
2.	UNFAVORABLE	146 18.	14 10.	59 16.	59 28.	46 22.	51 16.	47 18.	83 16.	39 20.	23 21.	41 18.	17 15.	29 23.	36 17.	81 19.
0.	DON'T KNOW	383 48.	54 42.	181 49.	99 48.	72 34.	162 33.	137 50.	242 43.	96 50.	55 51.	111 48.	64 53.	53 43.	100 46.	192 46.

PRIORITY STATES - WAVE I (AUGUST/SEPTEMBER, 1976)

G3 WHAT WILL BE THE MOST IMPORTANT ISSUE OR PROBLEM TO YOU IN DECIDING HOW TO VOTE FOR PRESIDENT

BREAK ONE	FR	TOTAL SAMPLE	VOTER TYPE			AGE			RELIGION			AREAS				
			REPUB	T-S	DEMOC	18-34	35-54	55+	PROT	CATH	PHIL	PHIL SUB	ALLEGH CO	SOUTH -WEST	ANTHR	OTHER
COL 23-24	TOTAL	799	176	339	202	196	309	279	431	272	144	126	111	104	66	247
		100.	100.	100.	100.	100.	100.	100.	100.	100.	100.	100.	100.	100.	100.	100.
	UNEMPLOYMENT/ LACK OF JOBS	153	22	65	47	38	55	54	78	57	36	19	20	14	15	49
		19.	13.	19.	23.	19.	18.	19.	18.	21.	25.	15.	18.	13.	23.	20.
	ECONOMIC ISSUE/ PROBLEMS	131	27	62	34	45	48	36	73	44	18	20	25	17	11	40
		16.	15.	18.	17.	23.	16.	13.	17.	16.	13.	16.	22.	16.	17.	16.
	INFLATION/COST OF LIVING	67	17	27	19	16	21	28	26	30	11	13	8	12	13	10
		8.	10.	8.	10.	8.	7.	10.	6.	11.	8.	10.	7.	11.	20.	4.
	HONESTY/TRUST/ INTEGRITY	66	20	30	11	15	28	23	46	14	10	13	11	7	2	24
		8.	11.	9.	6.	8.	9.	8.	11.	5.	7.	10.	10.	6.	3.	10.
	BEST MAN/INDIVIDUAL	60	17	21	17	11	24	23	36	17	9	9	9	7	8	18
		7.	10.	6.	8.	6.	8.	8.	8.	6.	6.	7.	8.	7.	12.	7.
	GOVERNMENT SPENDING/ BALANCE BUDGET	27	6	14	6	3	11	12	15	9	4	3	4	7	2	7
		3.	4.	4.	3.	1.	4.	4.	3.	3.	3.	2.	4.	7.	3.	3.
	FOREIGN AFFAIRS/AID/ POLICY	23	5	14	4	4	17	2	14	5	2	4	3	4		9
		3.	3.	4.	2.	2.	5.	1.	3.	2.	2.	3.	3.	4.		4.
	TAXES/REFORM/ LOWER TAXES	19	5	9	5	7	4	9	10	7	2	3	5	1		7
		2.	3.	3.	2.	3.	1.	3.	2.	3.	2.	3.	4.	1.		3.
	DEBATES	15	2	11	1	4	4	7	7	7	6			2	3	3
		2.	1.	3.	*	2.	1.	2.	2.	2.	4.			2.	4.	1.
	EDUCATION	11	2	6	3	5	2	3	7	4	6	1				4
		1.	1.	2.	2.	3.	1.	1.	2.	1.	4.	1.				2.
	EXPERIENCE/BACKGROUND	10	4	3	2	2	7	2	8	2	1	2		1		6
		1.	2.	1.	1.	1.	2.	1.	2.	1.	1.	2.		1.		2.
	NAT'L DEFENSE/ MILITARY	9	1	5	2	5	2	2	2	3	1	2	3			3
		1.	1.	1.	1.	3.	1.	1.	1.	1.	1.	2.	2.			1.
	CRIME	8	1	4	3	2	2	4	5	2		2	4			2
		1.	1.	1.	1.	1.	1.	1.	1.	1.		2.	3.			1.
	OTHER ISSUES	97	15	44	31	28	41	26	40	48	25	12	12	8	9	32
		12.	9.	13.	15.	14.	13.	9.	9.	18.	17.	9.	11.	8.	13.	13.
	OTHER PERSONAL CANDIDATE	9	5	1	2	1	3	4	5	4	2	3				4
		1.	3.	*	1.	*	1.	1.	1.	1.	1.	2.				2.
	OTHER	15	4	6	3	1	7	7	10	2	3	2		1		9
		2.	2.	2.	1.	*	2.	2.	2.	1.	2.	2.		1.		3.
	DON'T KNOW	166	43	59	50	36	73	74	102	61	34	30	25	29	15	52
		23.	24.	17.	25.	18.	24.	27.	24.	23.	24.	24.	23.	28.	23.	21.

PRIORITY STATES - WAVE I (AUGUST/SEPTEMBER, 1976)

Q10A+B+C+D+E WHICH OF THE TWO CANDIDATES

FOR PRESIDENT DO YOU THINK WOULD BE THE FOLLOWING....

BREAK ONE	FR	TOTAL SAMPLE	VOTER TYPE		AGE			RELIGION			AREAS					
			REPUB	T-S	DEMOC	18-34	35-54	55+	PROT	CATH	PHIL	PHIL SUB	ALLEGH CO	SOUTH -WEST	ANTHR	OTHER
		799 100.	176 100.	339 100.	202 100.	196 100.	309 100.	279 100.	431 100.	272 100.	144 100.	126 100.	111 100.	104 100.	66 100.	247 100.
Q10D WOULD DO THE BEST JOB OF HANDLING OUR ECONOMIC PROBLEMS																
1. GERALD FORD		287 36.	110 62.	122 36.	29 14.	68 35.	104 34.	113 41.	177 41.	90 33.	40 28.	46 36.	39 35.	38 36.	25 37.	99 40.
2. JIMMY CARTER		322 40.	27 16.	134 40.	128 63.	96 49.	126 41.	92 33.	154 36.	124 46.	69 48.	46 37.	46 42.	40 38.	30 45.	91 37.
3. BOTH (VOLUNTEERED)		11 1.	4 2.	4 1.	2 1.	2 1.	7 2.	3 1.	10 2.	1 *	1 1.	1 1.	1 1.			8 3.
4. NEITHER (VOLUNTEERED)		37 5.	8 5.	18 5.	9 5.	4 2.	18 6.	13 5.	20 5.	13 5.	8 5.	5 4.	6 5.	2 2.	3 5.	13 5.
0. DON'T KNOW		142 18.	27 15.	61 18.	34 17.	26 13.	55 18.	58 21.	70 16.	44 16.	26 16.	28 22.	19 17.	25 24.	8 13.	36 14.
Q10E EFFECTIVE IN HANDLING FOREIGN AFFAIRS/NAT'L DEFENSE																
1. GERALD FORD		419 52.	130 74.	194 57.	59 29.	115 59.	157 51.	141 51.	244 57.	142 52.	67 47.	63 50.	60 54.	56 54.	31 47.	142 57.
2. JIMMY CARTER		198 25.	14 8.	77 23.	84 42.	52 27.	80 26.	59 21.	102 24.	67 25.	36 25.	34 27.	26 23.	24 23.	19 29.	59 24.
3. BOTH (VOLUNTEERED)		17 2.	6 3.	9 3.	2 1.	2 1.	10 3.	5 2.	9 2.	5 2.	3 2.	2 1.	1 1.		1 1.	10 4.
4. NEITHER (VOLUNTEERED)		30 4.	4 2.	13 4.	8 4.	6 3.	12 4.	10 4.	13 3.	11 4.	5 3.	1 1.	8 8.	4 4.	1 2.	11 4.
0. DON'T KNOW		135 17.	23 13.	46 14.	49 24.	20 10.	50 16.	64 23.	64 15.	48 18.	33 23.	27 21.	16 14.	20 20.	13 20.	26 10.

Q11A+B+C+D+E IS YOUR GENERAL IMPRESSION OF THE FOLLOWING MEN FAVORABLE OR UNFAVORABLE....

BREAK ONE	FR	TOTAL SAMPLE	VOTER TYPE		AGE			RELIGION		AREAS						
			REPUB	T-S	DEMOC	18-34	35-54	55+	PROT	CATH	PHIL	PHIL SUB	ALLEGH CO	SOUTH WEST	ANTIIR	OTHER
COL 36-40	TOTAL	799	176	339	202	196	309	279	431	272	144	126	111	104	66	247
		100.	100.	100.	100.	100.	100.	100.	100.	100.	100.	100.	100.	100.	100.	100.
Q11A	NELSON ROCKEFELLER															
1.	FAVORABLE	397	108	174	81	80	162	150	236	118	76	63	59	45	22	131
		50.	62.	51.	40.	41.	53.	54.	55.	43.	53.	50.	53.	44.	33.	53.
2.	UNFAVORABLE	323	55	139	99	98	120	98	149	137	59	50	43	43	41	87
		40.	31.	41.	49.	50.	39.	35.	35.	50.	41.	39.	39.	41.	62.	35.
0.	DON'T KNOW	79	13	25	22	18	27	31	45	18	8	13	9	16	3	29
		10.	7.	7.	11.	9.	9.	11.	10.	7.	6.	11.	8.	15.	5.	12.
Q11B	JOHN CONNALLY															
1.	FAVORABLE	243	71	105	48	60	90	90	150	74	42	32	40	30	23	76
		30.	41.	31.	24.	31.	29.	32.	35.	27.	30.	25.	36.	29.	34.	31.
2.	UNFAVORABLE	398	69	180	126	91	169	131	190	159	65	67	58	51	34	123
		50.	39.	53.	62.	47.	55.	47.	44.	58.	45.	53.	52.	49.	52.	50.
0.	DON'T KNOW	158	36	53	28	45	49	57	91	39	36	28	13	23	9	49
		20.	20.	16.	14.	23.	16.	20.	21.	14.	25.	22.	11.	22.	14.	20.
Q11C	RONALD REAGAN															
1.	FAVORABLE	471	123	208	108	105	180	177	249	182	74	77	64	65	45	146
		59.	70.	62.	53.	54.	58.	64.	58.	67.	51.	61.	58.	62.	68.	59.
2.	UNFAVORABLE	265	41	113	80	80	107	73	142	83	59	35	42	30	16	83
		33.	23.	33.	40.	41.	35.	26.	33.	30.	41.	28.	37.	29.	24.	33.
0.	DON'T KNOW	63	12	17	14	11	21	28	40	7	11	14	5	9	5	19
		8.	7.	5.	7.	6.	7.	10.	9.	3.	7.	11.	5.	9.	8.	8.
Q11D	HENRY KISSINGER															
1.	FAVORABLE	435	108	180	97	122	150	153	241	143	83	68	58	55	37	133
		54.	61.	53.	48.	62.	49.	55.	56.	53.	58.	54.	52.	53.	55.	54.
2.	UNFAVORABLE	276	49	133	80	62	120	91	143	107	47	43	40	33	24	91
		35.	28.	39.	40.	31.	39.	33.	33.	39.	32.	34.	36.	31.	37.	37.
0.	DON'T KNOW	87	19	26	25	13	38	35	47	22	14	15	13	16	5	23
		11.	11.	8.	12.	6.	12.	12.	11.	8.	10.	12.	12.	16.	7.	9.
Q11E	ROBERT DOLE															
1.	FAVORABLE	312	92	133	64	78	113	116	166	116	51	58	46	43	27	87
		39.	52.	39.	32.	40.	37.	42.	39.	43.	36.	46.	41.	42.	40.	35.
2.	UNFAVORABLE	150	16	66	54	41	59	48	70	54	30	22	21	15	10	52
		19.	9.	19.	27.	21.	19.	17.	16.	20.	21.	18.	19.	14.	15.	21.
0.	DON'T KNOW	337	68	140	84	76	136	114	195	102	62	46	44	46	29	108
		42.	39.	41.	42.	39.	44.	41.	43.	37.	43.	37.	40.	44.	44.	44.

PRIORITY STATES - WAVE I (AUGUST/SEPTEMBER, 1976)

Q3 WHAT WILL BE THE MOST IMPORTANT ISSUE OR PROBLEM TO YOU IN DECIDING HOW TO VOTE FOR PRESIDENT

BREAK ONE	FR	TOTAL SAMPLE	VOTER TYPE			AGE			RELIGION			AREA				CON-SERVA-TIVES
			REPUB	T-S	DEMOC	18-34	35-54	55+	PROT	CATH	EAST	SHELBY	SOUTH-EAST	CENTRA	WEST	
COL 23-24	TOTAL	600	108	191	229	180	208	192	507	18	154	101	78	146	121	160
		100.	100.	100.	100.	100.	100.	100.	100.	100.	100.	100.	100.	100.	100.	100.
*	ECONOMIC ISSUE/ ECONOMY PROBLEMS	52	5	19	20	18	24	9	44	2	16	6	11	12	8	13
		9.	5.	10.	9.	10.	12.	5.	9.	11.	10.	6.	14.	8.	7.	8.
*	STOP INFLATION/CONTROL HIGH COST OF LIVING	46	8	17	20	14	10	20	38	2	9	5	4	16	12	16
		8.	7.	9.	9.	8.	5.	11.	7.	11.	6.	5.	5.	11.	10.	10.
*	UNEMPLOYMENT/LACK OF JOBS	44	8	14	18	21	12	10	36	2	10	11	4	7	12	9
		7.	7.	7.	8.	12.	6.	5.	7.	11.	6.	11.	5.	5.	10.	6.
&	HONESTY/TRUST/MORAL CHARACTER/INTEGRITY	35	3	16	11	10	17	8	31	1	10	7	4	8	6	10
		6.	3.	9.	5.	5.	8.	4.	6.	6.	7.	7.	5.	5.	5.	6.
	ALL ISSUES/EVERYTHING/ STAND ON ISSUES	34	7	11	11	10	14	10	33		16	9	4	3	2	9
		6.	6.	6.	5.	6.	7.	5.	6.		10.	9.	5.	2.	2.	6.
***	FOREIGN AFFAIRS/AID/ POLICIES	31	9	11	9	13	14	3	27		13	4	2	7	4	8
		5.	8.	6.	4.	7.	7.	2.	5.		9.	4.	3.	5.	3.	5.
	PARTY/VOTE PARTY	27	3	3	19	1	8	18	24		4	2	4	10	8	5
		5.	3.	1.	8.	1.	4.	9.	5.		3.	2.	5.	7.	6.	3.
**	STOP GOV'T SPENDING/ BALANCE BUDGET	23	5	9	7	5	9	6	19		5	3	1	8	6	12
		4.	4.	4.	3.	3.	4.	3.	4.		3.	3.	1.	5.	5.	7.
**	TAX ISSUE/TAX REFORM/ LOWER TAXES	22	2	9	8	7	7	7	20	1	7	3	2	5	5	5
		4.	2.	5.	4.	4.	3.	4.	4.	5.	5.	3.	3.	4.	4.	3.
&	PERSON HIMSELF/BEST MAN/INDIVIDUAL PERSON	19	2	6	6	8	9	2	16	1	8	1	2	6	1	4
		3.	2.	3.	3.	4.	4.	1.	3.	6.	5.	1.	3.	4.	1.	3.
**	WELFARE PROBLEM/ WELFARE REFORM	19	5	6	7	7	6	6	17		5	7	1	4	2	5
		3.	4.	3.	3.	4.	3.	3.	3.		3.	6.	1.	3.	2.	3.
&	EXPERIENCE/PAST RECORD/QUALIFICATION	13	3	7	2	7	3	4	9	2	1	3	1	4	4	2
		2.	3.	4.	1.	4.	1.	2.	2.	12.	1.	3.	1.	3.	4.	1.
	DOMESTIC ISSUES/ PROBLEMS	13		8	3	5	5	1	12		2	4	2	4		2
		2.		4.	1.	3.	2.	1.	2.		1.	4.	3.	3.		1.
	SOCIAL SECURITY/OLD PEOPLE/ELDERLY	12	4	4	3		3	9	10		3		2	4	3	5
		2.	3.	2.	2.		1.	5.	2.		2.		3.	3.	3.	3.
***	PEACE/KEEP OUT OF WARS	9	5	1	2	2	5	1	9		4	1	2	1	1	5
		2.	5.	1.	1.	1.	2.	*	2.		3.	1.	3.	1.	3.	3.
	DEBATE BETWEEN CANDIDATES/DEBATE	9	2	3	4	1	6	2	8		5			3	1	2
		1.	2.	2.	2.	1.	3.	1.	2.		3.			2.	1.	1.
	BUSING - AGAINST	9	1	2	6	6	1	2	7	1	2	3		3	1	2
		1.	1.	1.	3.	3.	*	1.	1.	4.	1.	3.		2.	1.	1.
	SCHOOLS/EDUCATIONAL PROBLEMS	8		3	4	5	2	1	8			3		4	1	1
		1.		2.	2.	3.	1.	1.	2.			3.		3.	1.	1.
	BUSING (UNSPECIFIED)	7	2		4	3	2	2	5			2	1	3	1	2
		1.	2.		2.	2.	1.	1.	1.			2.	1.	2.	1.	1.
	AMNESTY ISSUE	7	3	1	2	3	1	2	6		3		1	3	2	2
		1.	3.	1.	1.	2.	*	1.	1.		2.		1.	2.		1.
***	NATIONAL DEFENSE/ MILITARY STAND	7	2	4		3	3		3	1		1		2	3	3
		1.	2.	2.		2.	1.		1.	6.		1.		1.	3.	2.
	ABORTION ISSUE	6	1	1	3	3	1	2	4	2	5			1		
		1.	1.	1.	1.	2.	*	1.	1.	11.	3.			1.		

PRIORITY STATES - WAVE I (AUGUST/SEPTEMBER, 1976)

Q3 WHAT WILL BE THE MOST IMPORTANT ISSUE OR PROBLEM TO YOU IN DECIDING HOW TO VOTE FOR PRESIDENT

BREAK ONE	FR	TOTAL SAMPLE	VOTER TYPE		AGE			RELIGION			AREA				CON-SERVA-TIVES	
			REPUB	T-S	DEMOC	18-34	35-54	55+	PROT	CATH	EAST	SHELBY	SOUTH-EAST	CENTRA		WEST
OTHER MISCELLANEOUS RESPONSES		87	12	36	31	28	35	24	76	2	23	10	15	22	18	21
		15.	11.	19.	14.	16.	17.	12.	15.	12.	15.	10.	19.	15.	14.	13.
DON'T KNOW/NOTHING/UNDECIDED		192	39	50	73	49	53	76	157	5	42	39	27	41	42	46
		32.	36.	26.	32.	27.	25.	40.	31.	27.	27.	39.	35.	28.	35.	29.

COMBINED RESPONSES

THE ECONOMY (*)		125	18	43	50	45	47	32	105	4	30	20	18	31	26	35
		21.	17.	22.	22.	25.	23.	16.	21.	22.	20.	20.	23.	22.	21.	22.
TAXES/SPENDING (**)		56	9	21	19	17	20	17	49	1	15	11	4	16	10	20
		9.	8.	11.	9.	10.	10.	9.	10.	5.	10.	11.	5.	11.	9.	12.
FOREIGN POLICY/DEFENSE (***)		45	16	16	10	19	21	4	39	1	17	6	4	9	9	17
		8.	15.	9.	4.	10.	10.	2.	8.	6.	11.	6.	6.	6.	7.	11.
CANDIDATE PERCEPTIONS (&)		62	9	27	18	23	26	14	54	2	18	9	7	17	12	15
		10.	8.	14.	8.	13.	12.	7.	11.	12.	12.	9.	9.	12.	10.	10.

PRIORITY STATES - WAVE I (AUGUST/SEPTEMBER, 1976)

Q10A+B+C+D+E WHICH OF THE TWO CANDIDATES

FOR PRESIDENT DO YOU THINK WOULD BE THE FOLLOWING....

BREAK ONE	FR	TOTAL SAMPLE	VOTER TYPE			AGE			RELIGION			AREA				CON-SERVA-TIVES
			REPUB	T-S	DEMOC	18-34	35-54	55+	PROT	CATH	EAST	SHELBY	SOUTH-EAST	CENTRA	WEST	
		600 100.	108 100.	191 100.	229 100.	180 100.	208 100.	192 100.	507 100.	18 100.	154 100.	101 100.	78 100.	146 100.	121 100.	160 100.
Q10D WOULD DO THE BEST JOB OF HANDLING OUR ECONOMIC PROBLEMS																
1. GERALD FORD		203 34.	74 68.	81 42.	25 11.	70 39.	78 37.	53 27.	174 34.	10 56.	53 34.	40 40.	28 36.	43 30.	39 32.	87 55.
2. JIMMY CARTER		256 43.	16 15.	63 33.	157 68.	83 46.	90 43.	77 40.	222 44.	5 28.	62 40.	38 37.	33 43.	71 49.	53 43.	39 24.
3. BOTH (VOLUNTEERED)		9 2.	2 2.	3 2.	2 1.	3 2.	5 2.	1 1.	6 1.	1 5.	3 2.	1 1.	1 1.	1 1.	3 3.	2 1.
4. NEITHER (VOLUNTEERED)		12 2.	1 1.	7 4.	2 1.	5 3.	3 1.	3 1.	10 2.		5 3.	3 3.		2 1.	2 2.	3 2.
0. DON'T KNOW		119 20.	15 14.	37 19.	43 19.	19 10.	33 16.	59 31.	96 19.	2 11.	31 20.	19 19.	15 20.	29 20.	24 20.	29 18.
Q10E EFFECTIVE IN HANDLING FOREIGN AFFAIRS/NAT'L DEFENSE																
1. GERALD FORD		239 40.	77 71.	97 51.	37 16.	87 48.	91 44.	57 30.	204 40.	12 63.	64 41.	44 44.	32 41.	51 35.	49 40.	94 59.
2. JIMMY CARTER		204 34.	11 10.	41 22.	133 58.	62 35.	67 32.	68 36.	177 35.	3 15.	47 30.	36 35.	26 34.	59 41.	36 30.	28 18.
3. BOTH (VOLUNTEERED)		15 2.		5 3.	8 4.	5 3.	5 2.	5 2.	12 2.	1 5.	2 1.	2 2.	3 3.	4 3.	5 4.	3 2.
4. NEITHER (VOLUNTEERED)		12 2.	2 2.	6 3.	2 1.	5 3.	2 1.	5 2.	11 2.		5 3.	3 3.		3 2.	1 1.	6 4.
0. DON'T KNOW		130 22.	18 17.	41 21.	48 21.	21 11.	43 21.	58 30.	105 21.	3 17.	37 24.	17 17.	22 22.	29 20.	30 25.	29 18.

PRIORITY STATES - WAVE I (AUGUST/SEPTEMBER, 1976)

Q3 WHAT WILL BE THE MOST IMPORTANT ISSUE OR PROBLEM TO YOU IN DECIDING HOW TO VOTE FOR PRESIDENT

BREAK ONE	TOTAL SAMPLE	VOTER TYPE			AGE			RELIGION			AREA				
		REPUB	T-S	DEMOC	18-34	35-54	55+	PROT	CATH	SOUTH	PAN-HANDLE	WEST	HOUS-TON	DALLAS FT. W.	EAST
COL 23-24 TOTAL	1002	151	309	485	328	385	286	723	194	231	75	224	239	112	91
	100.	100.	100.	100.	100.	100.	100.	100.	100.	100.	100.	100.	100.	100.	100.
* ECONOMIC ISSUE/ ECONOMY PROBLEMS	161	31	46	78	59	71	30	113	35	33	7	40	44	12	12
	16.	21.	15.	16.	18.	18.	10.	16.	18.	16.	9.	18.	18.	11.	13.
* UNEMPLOYMENT/LACK OF JOBS	147	16	50	72	46	66	35	98	39	32	13	34	31	16	16
	15.	11.	16.	15.	14.	17.	12.	14.	20.	16.	17.	15.	13.	14.	18.
*** FOREIGN AFFAIRS/AID/ POLICIES	138	20	50	57	44	58	36	103	21	27	7	33	31	20	12
	14.	13.	16.	12.	13.	15.	13.	14.	11.	13.	9.	15.	13.	18.	13.
* STOP INFLATION/CONTROL HIGH COST OF LIVING	134	16	40	72	37	54	43	96	24	21	9	34	37	14	12
	13.	11.	13.	15.	11.	14.	15.	13.	12.	10.	12.	15.	15.	13.	13.
& PERSON HIMSELF/BEST MAN/INDIVIDUAL PERSON	120	18	34	59	32	40	47	93	20	26	8	24	31	10	10
	12.	12.	11.	12.	10.	10.	16.	13.	10.	14.	11.	11.	13.	9.	11.
** STOP GOV'T SPENDING/ BALANCE BUDGET	106	21	41	40	40	36	29	76	21	31	15	14	22	7	9
	11.	14.	13.	8.	12.	9.	10.	11.	11.	15.	20.	6.	9.	6.	10.
& HONESTY/TRUST/MORAL CHARACTER/INTEGRITY	105	18	35	47	30	46	29	84	11	21	7	20	25	13	12
	10.	12.	11.	10.	9.	12.	10.	12.	6.	10.	9.	9.	10.	12.	13.
** TAX ISSUE/TAX REFORM/ LOWER TAXES	86	14	28	38	38	27	21	62	18	19	9	20	16	7	8
	9.	9.	9.	8.	12.	7.	7.	9.	9.	9.	12.	9.	7.	6.	9.
*** NATIONAL DEFENSE/ MILITARY STAND	74	16	27	28	27	34	13	57	10	23	6	15	15	5	4
	7.	11.	9.	6.	8.	9.	5.	8.	5.	11.	8.	7.	6.	4.	4.
** WELFARE PROBLEM/ WELFARE REFORM	73	12	20	37	29	24	20	60	9	16	9	14	11	11	6
	7.	8.	6.	8.	9.	6.	7.	8.	5.	8.	12.	6.	5.	10.	7.
ABORTION ISSUE	72	13	16	38	26	24	22	49	21	16	7	12	12	11	7
	7.	9.	5.	8.	8.	6.	8.	7.	11.	8.	9.	5.	5.	10.	8.
PARTY/VOTE PARTY	66	6	11	48	13	24	29	50	13	13	7	10	20	8	7
	7.	4.	4.	10.	4.	6.	10.	7.	7.	6.	9.	4.	8.	7.	8.
ALL ISSUES/EVERYTHING/ STAND ON ISSUES	55	9	16	29	21	17	17	45	6	9	5	16	8	8	2
	5.	6.	5.	6.	6.	4.	6.	6.	3.	4.	7.	7.	3.	7.	2.
SOCIAL SECURITY/OLD PEOPLE/ELDERLY	41	4	14	21	5	11	25	34	6	9	2	5	12	5	5
	4.	3.	5.	4.	2.	3.	9.	5.	3.	4.	3.	2.	5.	4.	5.
DOMESTIC ISSUES/ PROBLEMS	37	10	9	16	12	14	11	27	7	6	1	11	10	2	5
	4.	7.	3.	3.	4.	4.	4.	4.	4.	3.	1.	5.	4.	2.	5.
& EXPERIENCE/PAST RECORD/QUALIFICATION	36	11	9	12	13	11	12	30	6	4	1	8	13	4	2
	4.	7.	3.	2.	4.	3.	4.	4.	3.	2.	1.	4.	5.	4.	2.
*** PEACE/KEEP OUT OF WARS	24	1	13	10	6	8	10	16	4	6	1	6	6	2	3
	2.	1.	4.	2.	2.	2.	3.	2.	2.	3.	1.	3.	3.	2.	3.
DEBATE BETWEEN CANDIDATES/DEBATE	22	3	8	10	7	11	4	19	1	2		4	7	6	1
	2.	2.	3.	2.	2.	3.	1.	3.	1.	1.		2.	3.	5.	1.
BUSING - AGAINST	20	5	4	11	11	8	1	19	1	7		3	5	3	2
	2.	3.	1.	2.	3.	2.	*	3.	1.	3.		1.	2.	3.	2.
HEALTH INSURANCE ISSUE	20	4	8	8	7	9	4	14	2	4	3	3	4		3
	2.	3.	3.	2.	2.	2.	1.	2.	1.	2.	4.	1.	2.		3.
CRIME PROBLEMS	20	5	7	8	5	10	5	14	5	7	3		5	3	2
	2.	3.	2.	2.	2.	3.	2.	2.	3.	3.	3.		2.	3.	2.
BUSING (UNSPECIFIED)	15	1	5	8	4	7	4	13	2	1		4	4	2	2
	1.	1.	2.	2.	1.	2.	1.	2.	1.	*		2.	2.	2.	2.
SCHOOLS/EDUCATIONAL PROBLEMS	9	1	3	5	4	2	3	3	3	3		2	1		3
	1.	1.	1.	1.	1.	1.	1.	*	2.	1.		1.	*		3.
AMNESTY ISSUE	8	1	2	4	2	5	1	7			1		4	1	2
	1.	1.	1.	1.	1.	1.	*	1.			1.		2.	1.	2.

PRIORITY STATES - WAVE I (AUGUST/SEPTEMBER, 1976)

Q3 WHAT WILL BE THE MOST IMPORTANT ISSUE OR PROBLEM TO YOU IN DECIDING HOW TO VOTE FOR PRESIDENT

BREAK ONE	TOTAL SAMPLE	VOTER TYPE			AGE			RELIGION			AREA				
		REPUB	T-S	DEMOC	18-34	35-54	55+	PROT	CATH	SOUTH	PAN-HANDL	WEST	HOUS-TON	DALLAS FT.W.	EAST
OTHER MISCELLANEOUS RESPONSES	303 30.	39 26.	84 27.	162 33.	94 29.	108 28.	100 35.	225 31.	54 28.	55 27.	23 31.	60 27.	70 29.	46 41.	27 30.
DON'T KNOW/NOTHING/UNDECIDED															

COMBINED RESPONSES

THE ECONOMY (*)	442 44.	63 42.	136 44.	222 46.	142 43.	191 50.	108 36.	307 42.	98 51.	86 43.	29 39.	108 48.	112 47.	42 38.	40 44.
TAXES/SPENDING (**)	265 26.	47 31.	89 29.	115 24.	107 33.	87 23.	70 24.	198 27.	48 25.	66 33.	33 44.	48 21.	49 21.	25 22.	23 25.
FOREIGN POLICY/DEFENSE (***)	236 24.	37 25.	90 29.	95 20.	77 23.	100 26.	59 21.	176 24.	35 18.	56 28.	14 19.	54 24.	52 22.	27 24.	19 21.
CANDIDATE PERCEPTIONS (&)	261 26.	47 31.	78 25.	118 24.	75 23.	97 25.	68 31.	207 29.	37 19.	53 26.	16 21.	52 23.	69 29.	27 24.	24 26.

PRIORITY STATES - WAVE (AUGUST/SEPTEMBER, 1976)

Q10A+B+C+D+E WHICH OF THE TWO CANDIDATES FOR PRESIDENT DO YOU THINK WOULD BE THE FOLLOWING....

BREAK ONE	TOTAL SAMPLE	VOTER TYPE			AGE			RELIGION			AREA					
		REPUB	T-S	DEPOC	18-34	35-54	55+	PROT	CATH	SOUTH	PAN-HANDLE	WEST	HOU- TON	DALLAS FT.W.	EAST	
	1002 100.	151 100.	309 100.	485 100.	328 100.	385 100.	286 100.	723 100.	194 100.	201 100.	75 100.	224 100.	239 100.	112 100.	91 100.	
Q10D WOULD DO THE BEST JOB OF HANDLING OUR ECONOMIC PROBLEMS																
1. GERALD FORD	413 41.	115 76.	142 46.	130 27.	134 41.	167 43.	112 39.	316 44.	67 35.	94 47.	29 39.	80 36.	106 44.	43 38.	39 43.	
2. JIMMY CARTER	426 43.	16 11.	106 34.	281 58.	145 44.	162 42.	119 42.	286 40.	103 53.	88 44.	33 44.	93 42.	95 40.	54 48.	36 40.	
3. BOTH (VOLUNTEERED)	15 1.		6 2.	8 2.	4 1.	3 1.	8 3.	9 1.	4 2.	1 *	2 3.	3 1.	3 1.	3 3.	2 2.	
4. NEITHER (VOLUNTEERED)	26 3.	7 5.	9 3.	8 2.	7 2.	10 3.	8 3.	18 2.	3 2.	4 2.	1 1.	7 3.	4 2.	3 3.	5 5.	
0. DON'T KNOW	122 12.	13 9.	46 15.	58 12.	38 12.	43 11.	39 14.	94 13.	17 9.	14 7.	10 13.	41 18.	31 13.	9 8.	9 10.	
Q10E EFFECTIVE IN HANDLING FOREIGN AFFAIRS/NAT'L DEFENSE																
1. GERALD FORD	540 54.	118 78.	190 61.	202 42.	184 56.	217 56.	138 48.	400 55.	103 53.	113 56.	43 57.	112 50.	134 56.	57 51.	49 54.	
2. JIMMY CARTER	288 29.	12 8.	61 20.	197 41.	94 29.	108 28.	86 30.	201 28.	63 32.	59 29.	20 27.	67 30.	62 26.	35 31.	28 31.	
3. BOTH (VOLUNTEERED)	20 2.	3 2.	8 3.	9 2.	6 2.	8 2.	6 2.	14 2.	3 2.	5 2.	1 1.	6 3.	3 1.	1 1.	3 3.	
4. NEITHER (VOLUNTEERED)	21 2.	6 4.	10 3.	5 1.	5 2.	9 2.	7 2.	13 2.	4 2.	2 1.		10 4.	8 3.	1 1.		
0. DON'T KNOW	133 13.	12 8.	40 13.	72 15.	39 12.	43 11.	49 17.	95 13.	21 11.	22 11.	11 15.	29 13.	32 13.	18 16.	11 12.	

PRIORITY STATES - WAVE (AUGUST/SEPTEMBER, 1976)

Q11A+B+C+D+E IS YOUR GENERAL IMPRESSION OF THE FOLLOWING MEN FAVORABLE OR UNFAVORABLE....

BREAK ONE	TOTAL SAMPLE	VOTER TYPE			AGE			RELIGION			AREA				
		REPUB	T-S	DEMOC	18-34	35-54	55+	PROT	CATH	SOUTH	PAN-HANDLE	WEST	HOUS- TON	DALLAS FT.W.	EAST
COL 36-40 TOTAL	1002 100.	151 100.	309 100.	485 100.	328 100.	385 100.	266 100.	723 100.	194 100.	201 100.	75 100.	224 100.	239 100.	112 100.	91 100.
Q11A NELSON ROCKEFELLER															
1. FAVORABLE	462 46.	78 52.	145 47.	218 45.	158 48.	173 45.	130 45.	343 47.	83 43.	93 46.	30 40.	112 50.	110 46.	53 47.	36 40.
2. UNFAVORABLE	455 45.	63 42.	135 44.	230 47.	147 45.	179 46.	127 44.	320 44.	92 47.	89 44.	40 53.	97 43.	107 45.	45 40.	48 53.
0. DON'T KNOW	85 8.	10 7.	29 9.	37 8.	23 7.	33 9.	29 10.	60 8.	19 10.	19 9.	5 7.	15 7.	22 9.	14 13.	7 8.
Q11B JOHN CONNALLY															
1. FAVORABLE	479 48.	103 68.	178 58.	169 35.	174 53.	174 45.	130 45.	360 50.	80 41.	106 53.	30 40.	93 42.	124 52.	53 47.	45 49.
2. UNFAVORABLE	462 46.	38 25.	113 37.	291 60.	139 42.	184 48.	137 48.	321 44.	102 53.	85 42.	40 53.	119 53.	94 39.	53 47.	42 46.
0. DON'T KNOW	61 6.	10 7.	18 6.	25 5.	15 5.	27 7.	19 7.	42 6.	12 6.	10 5.	5 7.	12 5.	21 9.	6 5.	4 4.
Q11C RONALD REAGAN															
1. FAVORABLE	689 69.	120 79.	226 73.	301 62.	216 66.	268 70.	205 72.	518 72.	126 65.	145 72.	53 71.	132 59.	168 70.	79 71.	73 80.
2. UNFAVORABLE	269 27.	27 18.	64 21.	165 34.	100 30.	101 26.	65 23.	176 24.	61 31.	52 26.	19 25.	81 36.	60 25.	27 24.	14 15.
0. DON'T KNOW	44 4.	4 3.	19 6.	19 4.	12 4.	16 4.	16 6.	29 4.	7 4.	4 2.	3 4.	11 5.	11 5.	6 5.	4 4.
Q11D HENRY KISSINGER															
1. FAVORABLE	502 50.	84 56.	158 51.	231 48.	180 55.	198 51.	124 43.	346 48.	118 61.	107 53.	27 36.	118 53.	122 51.	59 53.	42 46.
2. UNFAVORABLE	412 41.	59 39.	118 38.	214 44.	132 40.	146 38.	131 46.	304 42.	66 34.	80 40.	39 52.	90 40.	92 38.	40 36.	40 44.
0. DON'T KNOW	88 9.	8 5.	33 11.	40 8.	16 5.	41 11.	31 11.	73 10.	10 5.	14 7.	9 12.	16 7.	25 10.	13 12.	9 10.
Q11E ROBERT DOLE															
1. FAVORABLE	390 39.	69 46.	124 40.	179 37.	145 44.	139 36.	104 36.	282 39.	75 39.	91 45.	20 27.	78 35.	91 38.	43 38.	41 45.
2. UNFAVORABLE	247 25.	25 17.	67 22.	143 29.	80 24.	106 28.	61 21.	171 24.	56 29.	49 24.	23 31.	64 29.	47 20.	34 30.	16 18.
0. DON'T KNOW	365 36.	57 38.	118 38.	163 34.	103 31.	140 36.	121 42.	270 37.	63 32.	61 30.	32 43.	82 37.	101 42.	35 31.	34 37.

Below Nat. Avg.

PRIORITY STATES - WAVE I (AUGUST/SEPTEMBER, 1976)

Q3 WHAT WILL BE THE MOST IMPORTANT ISSUE OR PROBLEM TO YOU IN DECIDING HOW TO VOTE FOR PRESIDENT

Virginia

BREAK ONE	FR	TOTAL SAMPLE	VOTER TYPE			AGE			RELIGION		AREAS					
			REPUB	T-S	DEMOC	18-34	35-54	55+	PROT	CATH	WASH SUB	W + ROAN	SOUTH	RICHM	TIDE+ NEWPOR	NOR-FOLK
COL 23-24	TOTAL	602 100.	115 100.	219 100.	171 100.	189 100.	221 100.	176 100.	448 100.	67 100.	122 100.	107 100.	83 100.	72 100.	79 100.	93 100.
*	ECONOMIC ISSUE/ ECONOMY PROBLEMS	86 14.	14 12.	40 18.	23 13.	39 21.	37 17.	10 5.	60 13.	14 21.	28 23.	10 10.	8 10.	14 20.	8 10.	10 11.
*	UNEMPLOYMENT/LACK OF JOBS	43 7.	7 6.	15 7.	12 7.	12 6.	16 7.	13 8.	34 8.	3 5.	8 6.	9 8.	6 7.	6 8.	5 6.	7 8.
	ALL ISSUES/EVERYTHING/ STAND ON ISSUES	38 6.	7 6.	15 7.	8 5.	20 11.	10 5.	6 4.	28 6.	7 10.	8 7.	4 4.	7 8.	5 7.	6 8.	7 8.
&	HONESTY/TRUST/MORAL CHARACTER/INTEGRITY	36 6.	8 7.	16 7.	8 5.	9 5.	13 6.	11 6.	23 5.	7 10.	13 11.	4 4.	5 6.		2 3.	6 7.
***	FOREIGN AFFAIRS/AID/ POLICIES	35 6.	9 8.	12 6.	9 5.	18 10.	11 5.	4 2.	24 5.	6 9.	7 5.	5 4.	5 5.	7 10.	4 5.	3 3.
*	STOP INFLATION/CONTROL HIGH COST OF LIVING	34 6.	6 5.	8 4.	15 9.	7 4.	23 10.	4 2.	26 6.	6 9.	10 8.	4 4.	4 5.	5 7.	4 5.	4 5.
	PARTY/VOTE PARTY	23 4.	7 6.	4 2.	10 6.	5 3.	6 3.	12 7.	16 4.		2 2.	5 4.	4 5.	3 4.	5 7.	3 3.
**	STOP GOV'T SPENDING/ BALANCE BUDGET	19 3.	4 3.	11 5.	5 3.	9 5.	6 3.	4 2.	15 3.	1 3.	4 3.	2 2.	2 2.	3 4.	3 4.	2 2.
&	PERSON HIMSELF/BEST MAN/INDIVIDUAL PERSON	18 3.	4 3.	6 3.	4 2.	3 2.	9 4.	5 3.	16 3.	2 3.	6 5.	4 4.	4 4.	1 1.	1 1.	3 3.
	SOCIAL SECURITY/OLD PEOPLE/ELDERLY	14 2.		6 3.	6 3.		4 2.	10 6.	12 3.	2 3.	2 1.	4 4.	2 3.	2 3.	1 1.	1 1.
&	EXPERIENCE/PAST RECORD/QUALIFICATION	13 2.	4 3.	7 3.	1 1.	1 1.	9 4.	3 1.	11 2.		5 4.	3 3.		2 2.	1 1.	2 3.
**	TAX ISSUE/TAX REFORM/ LOWER TAXES	13 2.	3 2.	6 3.	3 2.	4 2.	5 2.	4 2.	8 2.	2 3.	6 5.	1 1.		1 2.	1 1.	3 3.
**	WELFARE PROBLEM/ WELFARE REFORM	11 2.		6 3.	3 2.	6 3.	3 1.	1 *	9 2.		1 1.		3 3.		3 4.	3 4.
***	NATIONAL DEFENSE/ MILITARY STAND	10 2.	3 2.	3 1.	3 2.	4 2.	6 3.	1 *	6 1.	2 3.	3 2.	1 1.		1 1.	4 5.	1 1.
	DOMESTIC ISSUES/ PROBLEMS	10 2.	1 1.	5 2.	3 2.	3 2.	2 1.	5 3.	8 2.	2 3.	4 3.		1 1.	1 1.		2 2.
	BUSING (UNSPECIFIED)	9 1.	4 3.	3 1.	2 1.	6 3.	2 1.	1 *	8 2.		1 1.		2 2.	2 3.	2 3.	
	DEBATE BETWEEN CANDIDATES/DEBATE	8 1.	2 2.	2 1.	1 *	3 2.	2 1.	3 1.	6 1.	1 2.		2 2.	2 2.	1 1.	1 1.	1 1.
	ABORTION ISSUE	7 1.	2 1.	4 2.	2 1.	1 1.	2 1.	4 2.	3 1.	3 4.	3 2.	2 2.			1 1.	2 2.
	HEALTH INSURANCE ISSUE	6 1.		2 1.	2 1.	1 1.	2 1.	2 1.	6 1.		1 1.	2 2.	2 3.			1 2.
	CRIME PROBLEMS	6 1.	3 3.	1 *	2 1.	1 1.	2 1.	3 2.	6 1.		3 3.	1 1.			2 2.	
***	PEACE/KEEP OUT OF WARS	4 1.	2 2.		1 1.	1 1.	1 *	2 1.	4 1.					2 2.		1 1.
	AMNESTY ISSUE	4 1.	2 2.	1 *			2 1.	2 1.	4 1.			1 1.			1 1.	1 1.
	SCHOOLS/EDUCATIONAL PROBLEMS	3 1.		2 1.		1 1.	2 1.		2 *	2 2.	1 1.	1 1.				1 1.
	BUSING - AGAINST	1 *		1 *			1 *		1 *		1 1.					

PRIORITY STATES - WAVE 7 (AUGUST/SEPTEMBER, 1976)

Q3 WHAT WILL BE THE MOST IMPORTANT ISSUE OR PROBLEM TO YOU IN DECIDING HOW TO VOTE FOR PRESIDENT

BREAK ONE	FR	TOTAL SAMPLE	VOTER TYPE			AGE			RELIGION		AREAS					
			REPUB	T-S	DEMOC	18-34	35-54	55+	PROT	CATH	WASH SUB	W + ROAN	SOUTH	RICHM	TIDE+ NEWPOR	NOR-FOLK
OTHER MISCELLANEOUS RESPONSES		62	12	17	22	21	22	17	43	10	9	13	11	6	8	12
		10.	11.	8.	13.	11.	10.	10.	10.	14.	7.	12.	13.	8.	10.	13.
DON'T KNOW/NOTHING/UNDECIDED		202	35	71	63	48	70	79	156	14	29	48	24	27	30	29
		34.	30.	32.	37.	25.	32.	45.	35.	21.	24.	45.	29.	37.	38.	32.

COMBINED RESPONSES

THE ECONOMY (*)		143	25	59	41	54	64	24	105	20	40	20	17	22	14	18
		24.	22.	27.	24.	29.	29.	14.	24.	29.	33.	18.	21.	31.	18.	19.
TAXES/SPENDING (**)		41	6	20	11	17	13	8	29	3	10	3	4	4	7	8
		7.	5.	9.	6.	9.	6.	5.	7.	5.	8.	3.	4.	6.	9.	9.
FOREIGN POLICY/DEFENSE (***)		47	12	14	13	22	17	7	32	8	9	5	5	10	7	5
		8.	11.	6.	7.	12.	8.	4.	7.	12.	8.	4.	5.	13.	10.	6.
CANDIDATE PERCEPTIONS (&)		64	14	27	13	13	29	18	47	8	22	11	9	3	3	10
		11.	12.	12.	8.	7.	13.	10.	10.	12.	18.	10.	11.	4.	4.	11.

PRIORITY STATES - WAVE (AUGUST/SEPTEMBER, 1976)

Q10A+B+C+D+E WHICH THE TWO CANDIDATES

FOR PRESIDENT DO YOU THINK WOULD BE THE FOLLOWING....

BREAK ONE	FR	TOTAL SAMPLE	VOTER TYPE			AGE			RELIGION		AREAS					
			REPUB	T-S	DEMOC	18-34	35-54	55+	PROT	CATH	WASH SUB	W + ROAN	SOUTH	RICHM	TIDE+ NEWPOR	NOR- FOLK
		602 100.	115 100.	219 100.	171 100.	189 100.	221 100.	176 100.	448 100.	67 100.	122 100.	107 100.	83 100.	72 100.	79 100.	93 100.
Q10D WOULD DO THE BEST JOB OF HANDLING OUR ECONOMIC PROBLEMS																
1. GERALD FORD		221 37.	62 54.	91 41.	27 16.	70 37.	87 39.	60 34.	159 35.	30 45.	46 37.	30 28.	30 36.	40 55.	29 37.	31 33.
2. JIMMY CARTER		213 35.	22 19.	63 29.	100 59.	83 44.	69 31.	59 33.	58 35.	26 39.	41 34.	44 41.	24 29.	14 19.	35 44.	38 41.
3. BOTH (VOLUNTEERED)		12 2.	1 1.	8 4.	3 2.	1 1.	10 4.	1 1.	10 2.		2 2.	3 3.	1 1.	2 3.	1 1.	1 1.
4. NEITHER (VOLUNTEERED)		17 3.	4 3.	7 3.	6 4.	2 1.	7 3.	8 4.	12 3.	2 2.	4 3.	5 5.	2 2.	1 1.	2 2.	2 2.
0. DON'T KNOW		138 23.	27 23.	50 23.	34 20.	33 17.	49 22.	49 28.	110 25.	9 13.	30 24.	24 23.	27 32.	16 22.	12 15.	21 23.
Q10E EFFECTIVE IN HANDLING FOREIGN AFFAIRS/NAT'L DEFENSE																
1. GERALD FORD		301 50.	82 71.	126 57.	49 28.	95 50.	120 54.	80 45.	222 50.	38 57.	66 54.	46 43.	40 48.	44 61.	40 51.	44 47.
2. JIMMY CARTER		145 24.	15 13.	31 14.	77 45.	56 30.	50 23.	36 20.	104 23.	17 25.	22 18.	34 32.	16 20.	12 16.	23 29.	29 31.
3. BOTH (VOLUNTEERED)		9 2.		5 2.	4 2.	1 1.	4 2.	4 2.	6 1.	3 4.	4 3.		1 1.	1 1.	1 1.	1 1.
4. NEITHER (VOLUNTEERED)		19 3.	4 3.	11 5.	4 2.	4 2.	7 3.	8 4.	16 4.	2 3.	5 4.	3 2.	1 1.	4 5.	2 2.	5 5.
0. DON'T KNOW		128 21.	15 13.	47 22.	38 22.	32 17.	41 19.	49 28.	99 22.	7 11.	26 21.	24 23.	25 30.	12 16.	13 16.	15 16.

Q11A+B+C+D+E IS YOUR GENERAL IMPRESSION OF THE
FOLLOWING MEN FAVORABLE UNFAVORABLE.....

BREAK ONE	FR	TOTAL SAMPLE	VOTER TYPE			AGE			RELIGION		AREAS					
			REPUB	T-S	DEMOC	18-34	35-54	55+	PROT	CATH	WASH SUB	W MOUN + ROAN	SOUTH	RICHM	TIDE+ NEWPOR	NOR- FOLK
COL 36-40	TOTAL	602 100.	115 100.	219 100.	171 100.	189 100.	221 100.	176 100.	448 100.	67 100.	122 100.	107 100.	83 100.	72 100.	79 100.	93 100.
Q11A	NELSON ROCKEFELLER															
1.	FAVORABLE	312 52.	62 53.	115 53.	80 47.	104 55.	122 55.	77 44.	218 49.	45 67.	84 68.	41 38.	42 51.	33 46.	37 47.	52 56.
2.	UNFAVORABLE	212 35.	39 34.	77 35.	68 40.	76 40.	67 30.	67 38.	170 38.	17 26.	27 22.	51 48.	28 34.	27 37.	29 37.	30 32.
0.	DON'T KNOW	77 13.	15 13.	27 12.	23 13.	9 5.	32 14.	32 18.	60 13.	5 7.	11 9.	15 14.	13 15.	12 16.	12 16.	11 12.
Q11B	JOHN CONNALLY															
1.	FAVORABLE	201 33.	56 48.	76 35.	43 25.	69 37.	73 33.	55 31.	155 35.	20 29.	39 32.	38 36.	34 40.	26 36.	25 32.	28 31.
2.	UNFAVORABLE	256 42.	32 28.	101 46.	86 51.	89 47.	97 44.	67 38.	179 40.	34 51.	68 55.	38 35.	26 31.	28 38.	33 42.	44 48.
0.	DON'T KNOW	145 24.	27 24.	42 19.	41 24.	31 16.	52 23.	54 30.	114 25.	13 20.	16 13.	31 29.	24 29.	19 26.	20 26.	20 22.
Q11C	RONALD REAGAN															
1.	FAVORABLE	363 60.	79 69.	141 64.	86 50.	107 57.	151 68.	100 57.	278 62.	37 54.	65 54.	68 64.	51 61.	42 58.	51 64.	60 64.
2.	UNFAVORABLE	172 29.	28 24.	59 27.	59 34.	75 40.	46 21.	47 27.	126 28.	24 36.	44 36.	26 24.	21 25.	22 30.	21 26.	24 26.
0.	DON'T KNOW	67 11.	8 7.	20 9.	26 15.	7 4.	24 11.	29 17.	45 10.	6 9.	13 10.	13 12.	12 14.	9 12.	7 9.	9 10.
Q11D	HENRY KISSINGER															
1.	FAVORABLE	287 48.	68 59.	111 51.	69 41.	115 61.	102 46.	64 36.	209 47.	34 51.	69 56.	45 42.	38 46.	33 46.	33 42.	49 53.
2.	UNFAVORABLE	218 36.	32 28.	74 34.	74 43.	62 33.	81 37.	71 40.	169 38.	26 39.	37 30.	43 40.	32 38.	25 35.	34 43.	30 32.
0.	DON'T KNOW	97 16.	15 13.	33 15.	28 16.	11 6.	38 17.	41 23.	71 16.	7 10.	17 14.	19 18.	13 16.	14 19.	12 15.	14 15.
Q11E	ROBERT DOLE															
1.	FAVORABLE	234 39.	49 42.	97 44.	48 28.	77 41.	89 40.	62 35.	180 40.	27 39.	47 38.	43 41.	29 35.	38 52.	31 40.	30 32.
2.	UNFAVORABLE	87 14.	15 13.	29 13.	36 21.	40 21.	29 13.	18 10.	55 12.	12 18.	26 21.	13 12.	10 12.	9 13.	9 11.	13 14.
0.	DON'T KNOW	281 47.	52 45.	93 43.	86 50.	71 38.	104 47.	97 55.	214 48.	29 43.	50 41.	50 47.	44 53.	25 35.	38 49.	50 53.

PRIORITY STATES - WAVE I (AUGUST/SEPTEMBER, 1976)

Q3 WHAT WILL BE THE MOST IMPORTANT ISSUE OR PROBLEM TO YOU IN DECIDING HOW TO VOTE FOR PRESIDENT

BREAK ONE	FR	TOTAL SAMPLE	VOTER TYPE			AGE			RELIGION		SOUND	AREA			EDUCATION	
			REPUB	T-S	DEMOC	18-34	35-54	55+	PROT	CATH		COAST	CENTR + EAST	KING CO	NON-COLL	SOME COLL
COL 23-24	TOTAL	600 100.	88 100.	275 100.	159 100.	190 100.	217 100.	178 100.	367 100.	89 100.	170 100.	89 100.	143 100.	198 100.	301 100.	289 100.
*	ECONOMIC ISSUE/ ECONOMY PROBLEMS	76 13.	16 18.	42 15.	15 9.	27 14.	33 15.	14 8.	49 13.	10 11.	22 13.	11 13.	16 11.	26 13.	33 11.	42 14.
*	UNEMPLOYMENT/LACK OF JOBS	58 10.	11 12.	23 8.	20 13.	16 8.	22 10.	18 10.	37 10.	11 12.	21 12.	7 8.	14 10.	16 8.	28 9.	29 10.
***	FOREIGN AFFAIRS/AID/ POLICIES	40 7.	8 9.	18 7.	10 6.	18 9.	11 5.	11 6.	29 8.	4 5.	15 9.	5 5.	10 7.	11 5.	13 4.	28 10.
*	STOP INFLATION/CONTROL HIGH COST OF LIVING	33 6.	8 9.	14 5.	8 5.	9 5.	9 4.	15 8.	27 7.	2 2.	8 4.	5 6.	8 6.	12 6.	8 3.	24 8.
&	HONESTY/TRUST/MORAL CHARACTER/INTEGRITY	31 5.	3 3.	20 7.	6 4.	4 2.	17 8.	8 4.	22 6.	6 7.	11 7.	4 4.	9 6.	7 4.	20 7.	10 3.
	ALL ISSUES/EVERYTHING/ STAND ON ISSUES	28 5.	3 4.	11 4.	11 7.	11 6.	7 3.	9 5.	16 4.	3 3.	4 2.	6 6.	9 6.	9 5.	19 6.	9 3.
***	NATIONAL DEFENSE/ MILITARY STAND	21 4.	3 4.	10 4.	3 2.	11 6.	3 2.	7 4.	12 3.	1 1.	3 2.	6 7.	2 2.	9 5.	7 2.	13 5.
	AMNESTY ISSUE	20 3.	1 1.	7 3.	5 3.	4 2.	12 6.	4 2.	10 3.	6 6.	4 2.	4 5.	2 2.	10 5.	4 1.	16 6.
**	STOP GOV'T SPENDING/ BALANCE BUDGET	20 3.	7 8.	12 4.	1 1.	3 2.	11 5.	5 3.	14 4.	1 1.	7 4.	3 3.	5 3.	5 3.	6 2.	14 5.
**	TAX ISSUE/TAX REFORM/ LOWER TAXES	17 3.	3 3.	7 3.	5 3.	3 2.	9 4.	4 2.	13 3.	1 1.	4 2.	5 6.	1 1.	6 3.	8 3.	9 3.
	SOCIAL SECURITY/OLD PEOPLE/ELDERLY	16 3.	1 1.	7 3.	6 4.	2 1.	2 1.	12 7.	11 3.	2 2.	5 3.	3 3.	3 2.	6 3.	12 4.	4 2.
	SCHOOLS/EDUCATIONAL PROBLEMS	14 2.		9 3.	4 3.	6 3.	6 3.	2 1.	11 3.	1 1.	7 4.	1 1.	4 3.	2 1.	5 2.	9 3.
&	EXPERIENCE/PAST RECORD/QUALIFICATION	13 2.	2 3.	3 1.	7 4.	3 2.	8 4.	2 1.	7 2.	2 2.	1 1.	1 1.	7 5.	4 2.	8 3.	5 2.
**	WELFARE PROBLEM/ WELFARE REFORM	12 2.	4 4.	3 1.	2 1.	3 2.	7 3.	2 1.	6 2.	3 4.	2 1.	3 3.	3 2.	3 1.	7 2.	4 2.
	DOMESTIC ISSUES/ PROBLEMS	11 2.	2 3.	6 2.	4 2.	1 1.	8 4.	2 1.	9 2.		4 2.		4 3.	3 2.	6 2.	6 2.
&	PERSON HIMSELF/BEST MAN/INDIVIDUAL PERSON	10 2.	2 2.	5 2.	2 1.	1 1.	3 2.	5 3.	6 2.	1 1.	5 3.	1 1.	4 3.	1 *	9 3.	1 *
	PARTY/VOTE PARTY	8 1.	2 2.	4 1.	3 2.	1 1.	2 1.	5 3.	3 1.	3 3.	2 1.	1 1.	4 2.	2 1.	2 1.	6 2.
	DEBATE BETWEEN CANDIDATES/DEBATE	7 1.		4 2.	1 1.	4 2.	2 1.	1 *	4 1.	1 1.	1 1.		3 2.	3 2.	3 1.	4 2.
***	PEACE/KEEP OUT OF WARS	5 1.	2 3.	2 1.			2 1.	3 2.	2 1.	1 1.	1 *		1 1.	4 2.	3 1.	3 1.
	ABORTION ISSUE	5 1.		2 1.	2 1.	3 2.	1 1.	1 *	1 *	1 1.	3 2.	1 1.		1 *	3 1.	2 1.
	BUSING (UNSPECIFIED)	3 1.		3 1.		3 2.			1 *			3 4.		1 *	2 1.	

PRIORITY STATES - WAVE 7 (AUGUST/SEPTEMBER, 1976)

Q3 WHAT WILL BE THE MOST IMPORTANT
ISSUE OR PROBLEM TO YOU IN DECIDING HOW
TO VOTE FOR PRESIDENT

BREAK ONE	FR	TOTAL SAMPLE	VOTER TYPE			AGE			RELIGION			AREA			EDUCATION	
			REPUB	T-S	DEMOC	18-34	35-54	55+	PROT	CATH	SOUND	COAST	CENTR + EAST	KING CO	NON- COLL	SOME COLL
OTHER MISCELLANEOUS RESPONSES		84 14.	16 18.	37 13.	16 10.	32 17.	27 12.	24 13.	50 14.	8 9.	27 16.	7 8.	22 15.	27 14.	33 11.	49 17.
DON'T KNOW/NOTHING/ UNDECIDED		196 33.	27 30.	83 30.	57 36.	61 32.	68 31.	60 34.	121 33.	34 38.	55 32.	32 37.	41 29.	67 34.	115 38.	76 26.

COMBINED RESPONSES

THE ECONOMY (*)		144 24.	27 30.	68 25.	39 25.	44 23.	57 26.	40 22.	97 26.	19 21.	45 26.	19 21.	32 23.	48 24.	63 21.	79 27.
TAXES/SPENDING (**)		46 8.	12 14.	22 8.	9 6.	10 5.	24 11.	11 6.	32 9.	4 5.	13 8.	10 12.	9 6.	13 7.	20 7.	26 9.
FOREIGN POLICY/ DEFENSE (***)		61 10.	12 14.	27 10.	12 8.	24 13.	17 8.	19 11.	39 11.	6 7.	18 11.	9 10.	13 9.	20 10.	22 7.	39 13.
CANDIDATE PERCEPTIONS (&)		52 9.	7 8.	28 10.	13 8.	9 5.	27 12.	13 7.	32 9.	10 11.	16 9.	6 6.	19 13.	11 6.	34 11.	16 6.

PRIORITY STATES - WAVE I (AUGUST/SEPTEMBER, 1976)

Q10A+B+C+D+E WHICH OF THE TWO CANDIDATES

FOR PRESIDENT DO YOU THINK WOULD BE THE FOLLOWING....

BREAK ONE	FR	TOTAL SAMPLE	VOTER TYPE			AGE			RELIGION			AREA			EDUCATION	
			REPUB	T-S	DEMOC	18-34	35-54	55+	PROT	CATH	SOUND	COAST	CENTR + EAST	KING CO	NON- COLL	SOME COLL
		600 100.	88 100.	275 100.	159 100.	190 100.	217 100.	178 100.	367 100.	89 100.	170 100.	89 100.	143 100.	198 100.	301 100.	289 100.
Q10D WOULD DO THE BEST JOB OF HANDLING OUR ECONOMIC PROBLEMS																
1. GERALD FORD		220 37.	61 69.	105 38.	31 19.	72 38.	82 38.	60 34.	144 39.	32 35.	62 36.	24 27.	67 47.	66 33.	96 32.	122 42.
2. JIMMY CARTER		195 32.	5 5.	87 32.	80 50.	71 37.	61 28.	60 34.	106 29.	35 39.	51 30.	37 41.	39 27.	68 34.	99 33.	94 33.
3. BOTH (VOLUNTEERED)		12 2.	1 1.	5 2.	4 2.	3 2.	3 2.	5 3.	5 1.	4 5.	5 3.	2 2.	1 1.	4 2.	7 2.	5 2.
4. NEITHER (VOLUNTEERED)		27 4.	3 3.	13 5.	6 4.	10 5.	10 5.	6 3.	10 3.	2 2.	10 6.	6 6.	5 4.	6 3.	15 5.	10 4.
0. DON'T KNOW		147 25.	19 22.	65 24.	38 24.	33 18.	60 28.	47 26.	102 28.	17 19.	43 25.	20 23.	31 21.	53 27.	83 27.	57 20.
Q10E EFFECTIVE IN HANDLING FOREIGN AFFAIRS/NAT'L DEFENSE																
1. GERALD FORD		288 48.	72 82.	145 53.	47 30.	92 49.	113 52.	79 44.	187 51.	36 40.	81 48.	41 46.	69 48.	97 49.	142 47.	145 50.
2. JIMMY CARTER		130 22.	2 2.	50 18.	62 39.	47 25.	36 16.	46 26.	63 17.	28 32.	29 17.	21 24.	35 24.	45 23.	68 23.	60 21.
3. BOTH (VOLUNTEERED)		11 2.		7 3.	1 1.	2 1.	4 2.	4 2.	2 1.	4 4.	5 3.	2 3.	1 1.	2 1.	6 2.	4 1.
4. NEITHER (VOLUNTEERED)		33 5.	1 1.	14 5.	11 7.	12 6.	8 4.	11 6.	21 6.	2 2.	10 6.	6 7.	5 3.	12 6.	16 5.	17 6.
0. DON'T KNOW		139 23.	13 15.	58 21.	38 24.	37 19.	56 26.	40 22.	93 25.	19 22.	45 26.	18 20.	34 24.	42 21.	68 23.	64 22.

PRIORITY STATES - WAVE I (AUGUST/SEPTEMBER, 1976)

03 WHAT WILL BE THE MOST IMPORTANT ISSUE OR PROBLEM TO YOU IN DECIDING HOW TO VOTE FOR PRESIDENT

BREAK ONE	TOTAL SAMPLE	VOTER TYPE			AGE			RELIGION		MILWA CITY & SUBU	GREEN BAY ADI	MADISON ADI	RACIN KENOS WALWO	ALL OTHER	VERY INTER-GST
		REPUB	T-S	DEMOC	18-34	35-54	55+	PROT	CATH						
COL 23-24 TOTAL	601 100.	109 100.	228 100.	190 100.	164 100.	223 100.	204 100.	287 100.	227 100.	176 100.	103 100.	61 100.	54 100.	207 100.	305 100.
ECONOMIC ISSUE/ PROBLEMS	121 20.	30 28.	43 19.	39 21.	37 22.	50 22.	33 16.	56 19.	44 19.	36 21.	25 24.	13 21.	10 18.	38 18.	75 24.
UNEMPLOYMENT/ LACK OF JOBS	76 13.	10 9.	25 11.	32 17.	21 13.	20 9.	35 17.	37 13.	27 12.	16 9.	18 17.	8 13.	3 5.	32 15.	38 12.
INFLATION/COST OF LIVING	62 10.	11 10.	20 9.	20 10.	16 10.	16 7.	29 14.	30 10.	26 12.	13 8.	9 9.	10 16.	4 8.	26 12.	32 11.
HONESTY/TRUST/ INTEGRITY	46 8.	7 6.	21 9.	11 6.	10 6.	20 9.	15 7.	24 8.	18 8.	14 8.	8 7.	8 14.	2 4.	14 7.	31 10.
TAXES/REFORM/ LOWER TAXES	44 7.	7 6.	19 8.	15 8.	8 5.	23 10.	12 6.	22 8.	15 6.	9 5.	15 14.	2 4.	3 6.	15 7.	22 7.
BEST MAN/INDIVIDUAL	34 6.	8 8.	11 5.	9 5.	9 6.	15 7.	9 4.	25 9.	6 3.	12 7.	1 1.	6 9.	1 2.	15 7.	21 7.
FOREIGN AFFAIRS/AID/ POLICY	31 5.	11 10.	7 3.	11 6.	15 9.	4 2.	12 6.	16 5.	11 5.	11 6.	6 6.	1 2.	4 7.	9 4.	17 5.
GOVERNMENT SPENDING/ BALANCE BUDGET	29 5.	5 5.	7 3.	10 5.	10 6.	11 5.	7 4.	15 5.	8 3.	8 4.	7 7.	2 4.	4 7.	8 4.	18 6.
DEBATES	23 4.	3 3.	11 5.	6 3.	7 4.	8 3.	9 4.	12 4.	9 4.	7 4.	5 5.	4 7.	1 2.	7 3.	8 3.
NAT'L DEFENSE/ MILITARY	13 2.	4 4.	3 1.	4 2.	4 3.	4 2.	4 2.	6 2.	7 3.	3 1.	4 4.	3 4.	1 2.	3 2.	12 4.
EDUCATION	11 2.	5 5.	2 1.	4 2.	5 3.	4 2.	2 1.	8 3.	2 1.	1 1.	4 4.	1 2.		5 3.	6 2.
CRIME	7 1.	1 1.	4 2.	2 1.	2 1.	3 1.	2 1.	4 1.	2 1.	6 3.			1 1.	1 *	4 1.
EXPERIENCE/BACKGROUND	3 *	1 1.		1 *		1 1.	2 1.	2 1.		2 1.		1 2.			1 *
OTHER ISSUES	117 19.	24 22.	42 19.	41 21.	33 20.	39 18.	44 22.	48 17.	49 22.	30 17.	15 15.	13 22.	14 26.	44 21.	65 21.
OTHER PERSONAL CANDIDATE	4 1.		2 1.	1 1.		2 1.	2 1.	1 *	2 1.	1 1.	2 2.		1 2.		3 1.
OTHER	30 5.	5 5.	18 8.	4 2.	6 3.	13 6.	11 6.	17 6.	11 5.	9 5.	8 8.	2 4.	2 3.	9 4.	19 6.
DON'T KNOW	130 22.	18 16.	50 22.	45 24.	25 15.	49 22.	53 26.	64 22.	51 23.	43 24.	18 17.	10 16.	12 22.	48 23.	50 16.

PRIORITY STATES - WAVE I (AUGUST/SEPTEMBER, 1976)

Q10A+B+C+D+E WHICH OF THE TWO CANDIDATES

FOR PRESIDENT DO YOU THINK WOULD BE THE FOLLOWING....

BREAK ONE	TOTAL SAMPLE	VOTER TYPE			AGE			RELIGION		MILWA CITY & SUBU	GREEN BAY ADI	MADI-SON ADI	RACIN KENOS WALWO	ALL OTHER	/VERY/ INTER -GST
		REPUB	T-S	DEMOC	18-34	35-54	55+	PROT	CATH						
	601 100.	109 100.	228 100.	190 100.	164 100.	223 100.	204 100.	287 100.	227 100.	176 100.	103 100.	61 100.	54 100.	207 100.	305 100.
Q10D WOULD DO THE BEST JOB OF HANDLING OUR ECONOMIC PROBLEMS															
1. GERALD FORD	206 34.	69 63.	84 37.	27 14.	52 32.	64 29.	87 43.	117 41.	67 29.	59 34.	38 36.	21 34.	18 33.	71 34.	110 36.
2. JIMMY CARTER	230 38.	14 13.	71 31.	126 66.	73 44.	96 43.	59 29.	96 33.	99 44.	66 37.	41 39.	26 42.	20 37.	79 38.	125 41.
3. BOTH (VOLUNTEERED)	18 3.	4 4.	6 2.	5 2.	7 4.	6 3.	4 2.	11 4.	6 3.	4 2.	6 6.	3 4.		5 2.	10 3.
4. NEITHER (VOLUNTEERED)	21 4.	1 1.	11 5.	6 3.	7 4.	10 4.	4 2.	8 3.	8 3.	8 5.	1 1.	2 3.	4 7.	7 3.	5 2.
0. DON'T KNOW	126 21.	21 19.	57 25.	26 14.	25 15.	48 21.	51 25.	57 20.	48 21.	39 22.	18 17.	11 17.	13 24.	46 22.	56 18.
Q10E EFFECTIVE IN HANDLING FOREIGN AFFAIRS/NAT'L DEFENSE															
1. GERALD FORD	275 46.	78 72.	108 47.	57 30.	78 47.	94 42.	101 49.	148 51.	95 42.	79 45.	48 47.	32 52.	26 48.	90 43.	141 46.
2. JIMMY CARTER	169 28.	9 8.	56 25.	89 47.	53 32.	69 31.	44 22.	67 23.	71 31.	55 31.	29 28.	15 25.	13 24.	57 27.	97 32.
3. BOTH (VOLUNTEERED)	13 2.	3 3.	3 1.	4 2.	4 2.	6 2.	4 2.	10 4.	3 1.	4 2.	3 3.	1 2.		4 2.	6 2.
4. NEITHER (VOLUNTEERED)	17 3.	1 1.	8 3.	7 4.	4 3.	6 3.	6 3.	6 2.	8 3.	6 4.	2 2.		3 5.	6 3.	6 2.
0. DON'T KNOW	127 21.	18 16.	53 23.	34 18.	26 16.	49 22.	50 24.	56 20.	51 23.	31 17.	21 20.	13 21.	12 22.	50 24.	56 18.

PRIORITY STATES - WAVE I (AUGUST/SEPTEMBER, 1976)

Q11A+B+C+D+E IS A GENERAL IMPRESSION OF THE

FOLLOWING MEN FAVORABLE OR UNFAVORABLE....

BREAK ONE	TOTAL SAMPLE	VOTER TYPE			AGE			RELIGION-		MILWA CITY & SUBU	GREEN BAY ADI	MADI- SON ADI	RACIN KENOS WALWO	ALL OTHER	/VERY/ INTER/ -GST
		REPUB	T-S	DEMOC	18-34	35-54	55+	PROT	CATH						
COL 36-40 TOTAL	601 100.	109 100.	226 100.	190 100.	164 100.	223 100.	204 100.	287 100.	227 100.	176 100.	103 100.	61 100.	54 100.	207 100.	305 100.
Q11A NELSON ROCKEFELLER															
1. FAVORABLE	262 44.	60 56.	98 43.	75 39.	64 39.	101 45.	92 45.	132 46.	96 42.	74 42.	46 44.	30 49.	21 39.	92 44.	140 46.
2. UNFAVORABLE	257 43.	31 28.	105 46.	98 51.	79 48.	96 43.	79 39.	114 40.	102 45.	80 45.	42 40.	23 38.	22 42.	90 43.	128 42.
0. DON'T KNOW	82 14.	18 16.	26 11.	17 9.	21 13.	26 12.	34 16.	41 14.	29 13.	22 13.	16 15.	14 14.	10 19.	25 12.	37 12.
Q11B JOHN CONNALLY															
1. FAVORABLE	164 27.	43 39.	78 34.	28 15.	47 29.	59 26.	56 27.	87 30.	57 25.	47 27.	28 27.	17 27.	15 28.	58 28.	82 27.
2. UNFAVORABLE	307 51.	39 36.	110 48.	124 65.	83 51.	121 54.	99 49.	135 47.	123 54.	85 48.	51 49.	34 55.	29 55.	107 52.	168 55.
0. DON'T KNOW	130 22.	27 25.	40 18.	38 20.	34 21.	44 20.	49 24.	66 23.	48 21.	44 25.	24 24.	11 18.	9 18.	42 20.	55 18.
Q11C RONALD REAGAN															
1. FAVORABLE	340 57.	69 63.	147 65.	87 46.	77 47.	143 64.	114 56.	165 58.	143 63.	96 54.	59 57.	35 57.	30 55.	121 53.	170 56.
2. UNFAVORABLE	213 35.	29 27.	66 29.	91 48.	82 50.	64 29.	65 32.	96 34.	69 31.	64 36.	38 37.	25 41.	21 39.	64 31.	111 36.
0. DON'T KNOW	48 8.	11 10.	15 6.	13 7.	6 3.	16 7.	25 12.	26 9.	15 7.	16 9.	6 6.	1 2.	3 5.	22 11.	25 8.
Q11D HENRY KISSINGER															
1. FAVORABLE	294 49.	65 60.	117 52.	81 43.	75 46.	123 55.	91 44.	151 52.	109 48.	80 46.	51 49.	42 63.	29 54.	92 45.	154 51.
2. UNFAVORABLE	232 39.	32 30.	83 36.	86 45.	71 43.	73 33.	84 41.	101 35.	93 41.	74 42.	44 42.	15 24.	16 30.	83 40.	120 39.
0. DON'T KNOW	75 12.	11 10.	28 12.	23 12.	18 11.	27 12.	30 15.	36 13.	25 11.	22 12.	9 9.	5 8.	8 15.	31 15.	31 10.
Q11E ROBERT DOLE															
1. FAVORABLE	199 33.	41 37.	85 37.	50 27.	67 41.	66 29.	63 31.	105 37.	69 30.	50 29.	35 33.	26 43.	17 31.	71 34.	106 35.
2. UNFAVORABLE	119 20.	12 11.	37 16.	59 31.	34 21.	45 20.	41 20.	48 17.	51 22.	44 25.	19 18.	10 16.	11 21.	35 17.	69 22.
0. DON'T KNOW	283 47.	56 52.	106 46.	81 43.	64 39.	113 51.	100 49.	134 47.	108 47.	82 46.	50 48.	25 41.	26 48.	100 48.	131 43.

U.S. NATIONAL RECONTACT

(SEPTEMBER, 1976)

QUES. 5D+E WHO DO YOU THINK WOULD
DO THE BEST JOB OF HANDLING THE FOLLOWING
PROBLEMS FACING THE NATION TODAY....

BREAK ONE

COL 46-47 TOTAL

TOTAL /---VOTER TYPE---//		---REGION 1 POLIT AREA---//					-----BALLOT-----//			SAW	
SAMPLE	REP	T-S	DEM	EAST	MID WEST	SOUTH	WEST	FORD	CARTER	UNDEC	FORD
266	60	97	85	63	66	78	59	118	115	33	65
100.	100.	100.	100.	100.	100.	100.	100.	100.	100.	100.	100.

Q5D MAINTAIN A STRONG NATIONAL DEFENSE

1. GERALD FORD	152 57.	48 80.	61 63.	34 40.	39 62.	36 55.	39 50.	38 64.	99 84.	43 37.	10 30.	45 69.
2. JIMMY CARTER	63 24.	5 8.	16 16.	36 42.	8 13.	18 27.	22 28.	15 25.	8 7.	49 43.	6 18.	12 18.
3. BOTH (VOLUNTEERED)	20 8.	2 3.	6 6.	6 7.	7 11.	3 5.	7 9.	3 5.	6 5.	8 7.	6 18.	3 5.
4. NEITHER (VOLUNTEERED)	9 3.	2 3.	4 4.	2 2.	5 8.	1 2.	1 1.	2 3.	2 2.	4 3.	3 9.	1 2.
0. DON'T KNOW	22 8.	3 5.	10 10.	7 8.	4 6.	8 12.	9 12.	1 2.	3 3.	11 10.	8 24.	4 6.

Q5E RUNNING THE FEDERAL GOVERNMENT

1. GERALD FORD	113 42.	43 72.	41 42.	19 22.	28 44.	24 36.	36 46.	25 42.	96 81.	11 10.	6 18.	33 51.
2. JIMMY CARTER	107 40.	11 18.	33 34.	54 64.	23 37.	30 45.	30 38.	24 41.	11 9.	86 75.	10 30.	23 35.
3. BOTH (VOLUNTEERED)	11 4.		3 3.	5 6.	2 3.	4 6.	4 5.	1 2.	1 1.	6 5.	4 12.	2 3.
4. NEITHER (VOLUNTEERED)	10 4.	3 5.	6 6.	1 1.	2 3.	1 2.	2 3.	5 8.	4 3.	3 3.	3 9.	2 3.
0. DON'T KNOW	25 9.	3 5.	14 14.	6 7.	8 13.	7 11.	6 8.	4 7.	6 5.	9 8.	10 30.	5 8.



✓

M.O.R. JOB NO. 6733

T-077

U.S. NATIONAL RECONTACT

(SEPTEMBER, 1976)

QUES. 5F+G WHO DO YOU THINK WOULD
DO THE BEST JOB OF HANDLING THE FOLLOWING
PROBLEMS FACING THE NATION TODAY....

BREAK ONE		TOTAL	VOTER TYPE			REGION 1			POLIT AREA		BALLOT		SAW OR DID	
COL 48-49	TOTAL	SAMPLE	REP	T-S	DEM	EAST	MID WEST	SOUTH	WEST	FORD	CARTER	UNDEC	FORD	OR DID CA
		266	60	97	85	63	66	78	59	118	115	33	65	1
		100.	100.	100.	100.	100.	100.	100.	100.	100.	100.	100.	100.	1
Q5F REDUCING CRIME														
1.	GERALD FORD	78	32	31	11	19	18	24	17	67	6	5	24	
		29.	53.	32.	13.	30.	27.	31.	29.	57.	5.	15.	37.	
2.	JIMMY CARTER	83	9	26	40	12	22	27	22	13	62	8	18	
		31.	15.	27.	47.	19.	33.	35.	37.	11.	54.	24.	28.	
3.	BOTH (VOLUNTEERED)	22	2	7	8	2	6	10	4	6	11	5	7	
		8.	3.	7.	9.	3.	9.	13.	7.	5.	10.	15.	11.	
4.	NEITHER (VOLUNTEERED)	47	11	18	14	17	13	6	11	21	20	6	8	
		18.	18.	19.	16.	27.	20.	8.	19.	18.	17.	18.	12.	
0.	DON'T KNOW	36	6	15	12	13	7	11	5	11	16	9	8	
		14.	10.	15.	14.	21.	11.	14.	8.	9.	14.	27.	12.	
Q5G HANDLING OUR FOREIGN AFFAIRS														
1.	GERALD FORD	150	46	64	31	40	35	43	32	101	37	12	46	
		56.	77.	66.	36.	63.	53.	55.	54.	86.	32.	36.	71.	
2.	JIMMY CARTER	58	4	12	36	11	15	16	16	4	50	4	12	
		22.	7.	12.	42.	17.	23.	21.	27.	3.	43.	12.	18.	
3.	BOTH (VOLUNTEERED)	15	2	2	7	2	4	7	2	2	10	3	1	
		6.	3.	2.	8.	3.	6.	9.	3.	2.	9.	9.	2.	
4.	NEITHER (VOLUNTEERED)	14	5	6	2	3	2	3	6	6	4	4	2	
		5.	8.	6.	2.	5.	3.	4.	10.	5.	3.	12.	3.	
0.	DON'T KNOW	29	3	13	9	7	10	9	3	5	14	10	4	
		11.	5.	13.	11.	11.	15.	12.	5.	4.	12.	30.	6.	

M.O.R. JOB NO. 6733

T-078

U.S. NATIONAL RECONTACT

(SEPTEMBER, 1976)

QUESTION 6A+B
 GRANTING AMNESTY TO VIETNAM DRAFT DODGERS
 IS GERALD FORD/JIMMY CARTER -
 FOR OR AGAINST THIS ISSUE....

BREAK ONE

		TOTAL /---VOTER TYPE---//				---REGION 1 POLIT AREA---//				-----BALLOT-----//				SAW ^D
		REP	T-S	DEM	EAST	MID WEST	SOUTH	WEST	FORD	CARTER	UNDEC	FORD		
COL 50+53	TOTAL	266 100.	60 100.	97 100.	85 100.	63 100.	66 100.	78 100.	59 100.	118 100.	115 100.	33 100.	65 100.	
Q6A GERALD FORD														
1.	FOR	37 14.	7 12.	21 22.	5 6.	9 14.	11 17.	7 9.	10 17.	18 15.	14 12.	5 15.	11 17.	
2.	TWO	26 10.	5 8.	12 12.	6 7.	6 10.	8 12.	5 6.	7 12.	16 14.	6 5.	4 12.	6 9.	
3.	DON'T KNOW	38 14.	10 17.	14 14.	11 13.	12 19.	7 11.	12 15.	7 12.	13 11.	19 17.	6 18.	8 12.	
4.	FOUR	65 24.	14 23.	22 23.	27 32.	16 25.	16 24.	20 26.	13 22.	29 25.	30 26.	6 18.	19 29.	
5.	AGAINST	100 38.	24 40.	28 29.	36 42.	20 32.	24 36.	34 44.	22 37.	42 36.	46 40.	12 36.	21 32.	
	AVERAGE	3.62	3.72	3.25	3.98	3.51	3.52	3.88	3.51	3.52	3.77	3.48	3.51	
Q6B JIMMY CARTER														
1.	FOR	141 53.	33 55.	45 46.	54 64.	37 59.	32 48.	40 51.	32 54.	58 49.	67 58.	16 48.	33 51.	
2.	TWO	47 18.	10 17.	16 16.	14 16.	6 10.	11 17.	13 17.	17 29.	25 21.	17 15.	5 15.	13 20.	
3.	DON'T KNOW	42 16.	12 20.	21 22.	5 6.	12 19.	13 20.	13 17.	4 7.	21 18.	14 12.	7 21.	6 9.	
4.	FOUR	16 6.	1 2.	7 7.	6 7.	5 8.	3 5.	7 9.	1 2.	6 5.	8 7.	2 6.	6 9.	
5.	AGAINST	20 8.	4 7.	8 8.	6 7.	3 5.	7 11.	5 6.	5 8.	8 7.	9 8.	3 9.	7 11.	
	AVERAGE	1.97	1.88	2.14	1.78	1.90	2.12	2.03	1.81	1.99	1.91	2.12	2.09	

Ohio 8/76

MOST IMPORTANT PROBLEMS FACING
THE NATION AT THIS TIME

TOTAL	VOTER TYPE-----AREA-----								
	TOTAL SAMPLE	REP	T-S	DEM	NORTH +EAST	NW	SW	CENT +SE	CUYA COUNTY
	798 100.	142 100.	370 100.	216 100.	352 100.	146 100.	204 100.	95 100.	131 100.
** INFLATION/COST OF LIVING/HIGH PRICES	42.	39.	45.	41.	45.	35.	43.	38.	41.
UNEMPLOYMENT/LACK OF JOBS	40.	33.	40.	45.	45.	35.	38.	39.	42.
**** CRIME PROBLEMS	13.	14.	11.	15.	15.	8.	11.	18.	22.
*** CORRUPTION IN GOV'T/ CROOKS/GRAFT	11.	14.	11.	8.	14.	7.	12.	5.	14.
*** LACK LEADERSHIP/LACK CONFIDENCE IN LEADERS	10.	13.	11.	8.	11.	7.	12.	11.	10.
* HIGH TAXES/TOO MANY TAXES/TAX STRUCTURE	8.	10.	6.	9.	8.	10.	8.	1.	11.
LOW INCOME - POVERTY/ ELDERLY	7.	5.	7.	9.	7.	9.	6.	4.	9.
& WELFARE SPENDING/TOO MUCH/UNFAIR DISTRIBUTION	6.	8.	6.	4.	6.	9.	5.	6.	5.
ECONOMY (UNSPECIFIED)	6.	4.	6.	5.	6.	4.	4.	12.	5.
ENERGY CRISIS/FUEL CRISIS/FUEL	5.	6.	6.	4.	5.	8.	5.	5.	2.
&& FOREIGN POLICIES/AID/ AFFAIRS/DETENTE	5.	5.	5.	6.	6.	4.	6.	4.	5.
& GOVERNMENT SPENDING/ WASTING MONEY	5.	6.	6.	2.	6.	4.	3.	3.	5.
&& PEACE/WORLD PEACE	4.	6.	4.	2.	4.	3.	6.	1.	4.
**** DRUGS	3.	2.	4.	4.	5.	3.	2.	2.	5.
&&& RACIAL PROBLEM	3.	*	3.	4.	3.	4.	1.	2.	3.
ECOLOGY - AIR/WATER POLLUTION/ENVIRONMENT	3.	2.	4.	2.	3.	4.	2.	1.	4.
BUSING/DESEGREGATION IN SCHOOLS	3.	3.	2.	4.	1.	3.	5.	2.	1.
**** BETTER LAWS - COURTS TOO LENIENT	2.	4.	2.	1.	4.	3.	1.		3.
&&& NEED BETTER EDUCATIONAL/SCHOOL SYSTEM	2.	3.	3.	1.	2.	3.	3.	1.	1.
ABORTION	2.	1.	2.	2.	1.	4.	3.		2.
OTHER SOCIAL RELATED RESPONSES	11.	11.	9.	13.	12.	7.	10.	15.	13.
OTHER MISCELLANEOUS RESPONSES	7.	10.	7.	6.	9.	5.	6.	4.	8.
DON'T KNOW	2.	3.	2.	2.	2.	4.	2.	3.	*
COMBINED RESPONSES									
HIGH TAXES/COST OF LIVING (*/**)	46.	45.	48.	48.	49.	42.	48.	39.	47.
SPENDING/WELFARE SPENDING (&)	10.	12.	12.	6.	11.	12.	8.	9.	9.
HIGH TAXES/GOV'T/ WELFARE SPENDING(*/&)	17.	21.	17.	15.	18.	20.	16.	10.	17.
ANTI-LEADERS RESPONSES (***)	20.	23.	21.	15.	22.	13.	23.	17.	20.
CRIME/DRUGS/ COURTS (****)	16.	16.	15.	17.	19.	12.	13.	18.	27.
PEACE/FOREIGN POLICY (&&)	9.	11.	9.	8.	9.	7.	12.	4.	9.
RACIAL PROBLEMS/ BUSING (&&&)	5.	3.	6.	4.	5.	6.	4.	4.	4.

Rank how important this problem/issue is to you ^a

	Voter Type				Area				
	Total	Rep.	T-S	Dem.	North & East	Northwest	Southwest	Central & Southeast	Cuyahoga County
Reducing inflation and the cost of living	1 (3.29)	1 (3.26)	1 (3.27)	1 (3.43)	1 (3.31)	1 (3.42)	1 (3.08)	1 (3.57)	1 (3.56)
Bringing honesty and moral leadership to government	2 (4.47)	2 (4.06)	2 (4.39)	3 (4.79)	3 (4.74)	2 (3.97)	2 (4.57)	2 (4.22)	4 (5.25)
Reducing unemployment	3 (4.75)	5 (5.23)	4 (4.89)	2 (4.32)	2 (4.72)	4 (5.17)	3 (4.66)	3 (4.80)	2 (4.76)
Reducing government spending and taxes	4 (5.02)	3 (4.31)	3 (4.74)	5 (5.67)	4 (5.11)	3 (4.92)	4 (4.82)	5 (5.48)	5 (5.50)
Reducing crime and drug abuse	5 (5.68)	4 (5.02)	5 (5.95)	4 (5.60)	5 (5.48)	5 (5.84)	5 (6.04)	4 (5.45)	3 (5.07)
Keeping the U.S. out of war	6 (6.83)	6 (6.61)	7 (6.83)	7 (7.00)	6 (6.72)	7 (7.02)	6 (6.62)	8 (7.37)	8 (7.25)
Solving the energy crisis	7 (6.84)	7 (6.79)	6 (6.61)	8 (7.14)	8 (7.01)	6 (6.30)	7 (6.99)	7 (6.63)	9 (7.32)
Providing quality education	8 (7.01)	8 (7.61)	8 (6.87)	6 (6.93)	7 (6.84)	8 (7.21)	8 (7.32)	6 (6.62)	6 (6.39)
Protecting our environment	9 (7.75)	9 (7.73)	9 (7.91)	10 (7.61)	9 (7.71)	10 (7.94)	9 (7.41)	9 (8.26)	7 (7.20)
Protecting the consumer	10 (7.94)	10 (8.12)	10 (8.07)	11 (7.79)	10 (7.95)	9 (7.79)	10 (8.12)	10 (7.88)	11 (7.72)
Federal government providing health care	11 (8.32)	11 (8.99)	11 (8.60)	9 (7.42)	11 (8.19)	11 (8.48)	11 (8.26)	11 (8.64)	10 (7.58)
Formulating farm policy	12 (9.93)	12 (10.03)	12 (9.86)	12 (10.09)	12 (10.16)	12 (9.41)	12 (10.14)	12 (9.16)	12 (10.50)

^a All issues were ranked by the respondent with the most important receiving the rank of number one and least important number twelve. An average rank was then computed for each issue.

MARKET OPINION RESEARCH

Here's a list of the major areas where the federal government spends money. Next to each is the amount that is being spent on them out of every \$1,000 taken-in in tax money?

Now, if you had to cut \$100 from this list, how much and from where would you cut to get the \$100?

Area of Expenditure	Current Expenditure Per \$1000 (a)	Average \$ Amount Cut			Percent Budget Cut		
		National	Missouri	Ohio	National	Missouri	Ohio
Foreign Aid	\$ 20.00	\$ 13.90	\$ 13.96	\$11.45	70%	70%	57%
Space Program	20.00	12.90	11.92	9.46	65%	60%	47%
Subsidies to Farmers	10.00	3.06	1.88	2.76	31%	19%	28%
Housing/Community Development	20.00	4.02	6.05	5.19	20%	30%	26%
Revenue Sharing	20.00	4.37	5.45	4.83	22%	27%	24%
Transportation	20.00	4.51	5.46	4.80	23%	27	24%
Environmental Protection	30.00	6.76	5.82	6.00	23%	19%	20%
Job Training	20.00	3.09	3.37	3.56	15%	17%	18%
National Defense	315.00	28.71	30.04	27.96	9%	10%	9%
Aid to Education	25.00	7.58	2.12	1.80	10%	8%	8%
Law Enforcement	10.00	0.71	0.37	0.62	7%	4%	6%
Health Care	80.00	2.76	2.84	4.62	3%	4%	6%
Aid to Veterans	20.00	1.13	0.67	1.16	6%	3%	6%
Unemployment/Social Security	390.00	7.96	8.75	13.82	2%	2%	4%

(a) Current level of expenditures (per \$1000) based on figures from the office of Management and Budget.

MARKET OPINION RESEARCH

I am going to mention several other issues and I'd like you to tell me how interested you've been in following each one - very interested, somewhat interested, or not very interested?

	Total Sample	Voter Type		
		Rep.	T-S	Dem.
Total	100%	100%	100%	100%
Number of Cases	(798)	(142)	(370)	(216)
<u>The Busing Issue</u>				
Very interested	51	52	51	49
Somewhat interested	27	28	26	27
Not very interested	21	19	23	23
Don't know	1	*	1	1
<u>The Abortion Issue</u>				
Very interested	50	50	52	46
Somewhat interested	27	24	31	24
Not very interested	22	25	17	29
Don't know	1	1	1	1
<u>The Gun Control Issue</u>				
Very interested	46	48	46	40
Somewhat interested	30	32	29	29
Not very interested	23	19	23	30
Don't know	1	1	2	1
<u>Ownership of the Panama Canal</u>				
Very interested	26	33	29	21
Somewhat interested	28	35	27	24
Not very interested	38	27	36	49
Don't know	7	4	7	6
<u>South Africa</u>				
Very interested	13	12	12	15
Somewhat interested	26	31	25	23
Not very interested	54	50	55	56
Don't know	7	7	7	6

National Defense

Forty-three percent (43%) of Ohio voters believe that the military power of the United States is equal to that of the Soviet Union. One-fourth (26%) of the electorate believe we are not as strong while another 19% feel that the United States is stronger than the Soviet Union. Perceptions of our military power are consistent across all three voter type groups.

Among those who believe we are not as strong as the Soviet Union, the responsibility for our deficit is assigned to several government figures and institutions. Congress gets credit for our secondary military status from 33% of these voters with this group heavily weighted by behavioral Republicans. Other figures who are assigned responsibility include the Defense Department (17%), President Nixon (12%), Secretary Kissinger (10%) and President Ford (9%).

The plurality of Ohio voters (45%) think that we should retain the same proportion of the federal budget that we are now spending on national defense. An identical 24% of the voters each believe that we should increase and should decrease the national defense proportion of the budget. Recommendations for the national defense budget vary by the perception of our military strength. A majority of these voters who perceive us to be stronger than the Soviet Union (50%) or equal in strength (54%) support retaining the same proportion of the budget that is now spent for national defense. Fifty-one percent (51%) of those voters who perceive the U.S. as being not as strong militarily as the Soviet Union advocate increasing the proportion of the federal budget that is assigned to national defense.

MARKET OPINION RESEARCH

How would you rate the military power of the United States -- stronger than the Soviet Union's, equal to the Soviet Union's, or not as strong as the Soviet Union's?

Who do you think is responsible for this?

	Total Sample	Voter Type		
		Rep.	T-S	Dem.
Total	100%	100%	100%	100%
Number of Cases	(798)	(142)	(370)	(216)
<u>Military Power Of U.S. Compared To Soviet Union</u>				
Stronger	19	16	19	20
Equal	43	43	43	45
Not as strong as	26	27	26	24
Don't know	13	14	12	12
If Not As Strong As, Ask --				
<u>U.S. Not As Strong As Russia - Who Responsible</u>				
President Ford	9	7	3	13
President Nixon	12	5	11	19
Congress	33	50	33	20
Secretary Kissinger	10	8	11	12
Defense Department	17	17	18	19
Other	25	19	27	28
Don't know	12	11	12	17

Do you think we should increase, decrease or keep about the same proportion of the federal budget that we are now spending on national defense?

Military Power of U.S.
Compared to the Soviet Union

	Total	U.S. Stronger Than Soviet Union	U.S. Equal to Soviet Union	U.S. Not as Strong as Soviet Union
Increase	24%	19%	15%	51%
Decrease	24	25	28	16
Keep the same proportion	45	50	54	30
Don't know	7	6	4	4
Number of Cases	(798)	(152)	(341)	(204)

Approval of Henry Kissinger

A 48% to 29% plurality of the Ohio voters approve of the way Henry Kissinger is handling his job. Approval of Kissinger's job handling is highest among Republicans (55% to 20%) and voters in the Central and Southeast region (61% to 23%).

A general feeling of confidence in Kissinger's accomplishments heads the list of reasons volunteered for his job approval -- "doing a good job" (20%) and "accomplished a lot/achieved results" (11%). His personal ability, "works well with foreign countries" (11%), "intelligent/brilliant" (8%) and "good diplomat" (4%) and his achievements with peace, "trying to keep world peace" (10%), "did well in Mideast/got cease-fire in Mideast" (9%) and "kept us out of war" (6%) are other major components of his approval rating.

The major source of disapproval with the job that Kissinger has done is that he is perceived to have "too much power" (27%) in making policy decisions on his own. Other reasons for disapproval of Kissinger's job performance include "secrecy and distrust" (9%), "spending too much on foreign aid" (8%), "not doing his job in the best interest of the country" (8%), "selling us out to too many nations" (6%) and "don't like him" (5%). Other reasons mentioned total less than 3% frequency of observation each.

MARKET OPINION RESEARCH

Do you approve or disapprove of the way Henry Kissinger is handling his job as Secretary of State?

	Total Sample	Voter Type			Area			
		Rep.	T-S	Dem.	North & East	NW	SW	Central & SE
Total	100%	100%	100%	100%	100%	100%	100%	100%
Number of Cases	(798)	(142)	(370)	(216)	(352)	(146)	(204)	(95)
Approve	48	55	47	45	46	51	43	61
Disapprove	29	20	33	32	30	33	26	23
Don't know	23	25	20	23	23	16	31	16

MARKET OPINION RESEARCH

Why do you approve of the way Henry Kissinger is handling his job as Secretary of State?

Why do you disapprove of the way Henry Kissinger is handling his job as Secretary of State?

<u>APPROVE</u>		<u>Total</u>			<u>Total</u>
Doing a good job/Done a good job (Unspecified)	20%		* Taking over foreign policy from Ford/Foreign policy		11%
Accomplished a lot/Achieving results/Fulfilling all his obligations	11		* Too much power/Too much of a one man show/One man controlling too much/Power hungry		10
Works well with foreign countries/Done well with foreign policies	11		* Makes decisions on own/Overstepping his power		9
Trying to keep world peace	10		Not doing his job in interest of country/Not doing job right		8
Trying/Done his best/Done all he could/Doing okay	10		& Gives too much to foreign countries/Gives too much away		6
Did good in Mid-East/Got cease-fire in Mid-East/Way he handled the Mid-East	9		Selling us out to too many nations/He sold us down the river/Taking us down the river/What he has done in the past is backfiring		6
Doing as good as anyone/No one could do better/Done as well as anyone	8		** Too much secrecy/Not keeping us informed/He's a public servant, not a secret servant		6
Intelligent/Brilliant	8		Don't like him		5
Kept us out of war	6		*** Talks out of both sides of his mouth/Talks too much		5
Good diplomat/Decent diplomat/His diplomacy makes him tops	4		** Don't trust him/Lies too much		3
Knowledgeable/Knows what's going on	2		Promises too much		2
* Haven't heard/Seen anything wrong	2		& Spends too much/Wastes money		1
Does the job with interest of country/Bring country together	2		Other issue related responses		8
Good man	2		Other miscellaneous responses		29
* No complaints/Nothing wrong	1		Don't know		2
Other issue related responses	2		Combined Responses		
Other miscellaneous responses	17		Too much power responses (*)		27
Don't know	5		Secrecy/Distrust (**)		9
Combined Responses			Disapprove of style responses (*/**/***)		41
Nothing wrong/Heard nothing wrong (*)	3		Spends too much/Foreign aid (&)		8
Number of Cases	(385)		Number of Cases		(230)

ILLINOIS STATEWIDE (FIELD START 8-24/9-2, 1976)
 QUES.3 MOST IMPORTANT PROBLEMS FACING
 THE U.S. AS A NATION AT THIS TIME

BREAK ONE CMD	TOTAL /---VOTER TYPE---			POLITICAL REGION							MEDIA MARKETS				
	SAMPLE	REP	T-S	DEM	---CHICAGO--- NON-BL	BLCK	NORTH SUBS	WEST SUBS	SOUTH SUBS	BAL NORTH	CENT+ SOUTH	CHI- CAGO	*	ST LOUIS	PEORIA
COL 33-34 TOTAL	799	162	274	291	140	97	107	100	57	188	110	515	65	62	47
	100.	100.	100.	100.	100.	100.	100.	100.	100.	100.	100.	100.	100.	100.	100.
* UNEMPLOYMENT/ LACK OF JOBS	210	28	63	100	40	50	21	26	16	36	21	156	14	11	8
	26.	17.	23.	34.	28.	52.	19.	26.	28.	19.	19.	30.	22.	18.	18.
* COST OF LIVING/ INFLATION/HIGH PRICES	178	32	73	60	26	20	36	22	13	41	20	119	9	10	14
	22.	20.	27.	20.	19.	20.	33.	22.	22.	22.	19.	23.	14.	16.	31.
& CRIME PROBLEMS	116	23	37	48	23	21	13	13	10	17	20	80	7	15	4
	15.	14.	13.	16.	17.	21.	12.	13.	17.	9.	18.	16.	11.	23.	8.
* ECONOMY (UNSPECIFIED)	73	10	34	25	12	4	17	13	7	10	9	56	8	3	1
	9.	6.	12.	9.	9.	4.	16.	13.	12.	5.	9.	11.	12.	6.	2.
FOREIGN POLICIES/ AFFAIRS/AID	67	18	29	17	13	2	10	8	7	18	10	40	2	6	6
	8.	11.	11.	6.	9.	2.	9.	8.	12.	9.	9.	8.	3.	9.	14.
&& CORRUPTION IN GOVERNMENT/CROOKS/GRAFT	58	14	18	15	10	3	8	6	6	15	9	35	3	5	5
	7.	9.	7.	5.	8.	3.	8.	6.	11.	8.	9.	7.	5.	8.	10.
* HIGH TAXES	56	9	27	18	6		7	13	7	13	11	33	3	1	8
	7.	6.	10.	6.	4.		7.	13.	12.	7.	10.	6.	4.	1.	16.
&& LACK LEADERSHIP-LACK CONFIDENCE IN LEADERS	56	11	26	13	15	2	6	6	3	15	9	34	5	3	1
	7.	6.	10.	4.	11.	2.	6.	6.	6.	8.	8.	7.	7.	5.	2.
PEACE/STAY OUT OF WARS/ WORLD PEACE	43	14	13	13	7	3	6	7	1	14	5	24	9	2	
	5.	9.	5.	4.	5.	4.	6.	7.	1.	7.	4.	5.	14.	4.	
WELFARE REFORM/ WELFARE FRAUD	31	10	10	10	2	1	4	3	1	10	10	11	6	2	2
	4.	6.	3.	4.	1.	1.	4.	3.	2.	5.	9.	2.	10.	4.	4.
LOW INCOME PEOPLE-OLD/ LACK OF CONCERN	30	3	9	16	5	5	2	2	2	10	4	17	3	2	2
	4.	2.	3.	5.	3.	5.	2.	2.	3.	5.	4.	3.	5.	3.	4.
RACIAL PROBLEMS	30	5	9	16	7	10	4	4	1	3	1	26		1	1
	4.	3.	3.	5.	5.	11.	3.	4.	2.	1.	1.	5.		2.	3.
** GOVERNMENT SPENDING/ WASTING MONEY	29	10	9	8	10		3	3	1	10	3	16	3	1	3
	4.	6.	3.	3.	7.		3.	3.	1.	5.	2.	3.	4.	1.	7.
EDUCATION SYSTEM/ SCHOOL PROBLEMS	27	6	4	16	5	8	2	3		7	3	17			1
	3.	3.	1.	5.	3.	8.	2.	3.		4.	2.	3.			3.
& DRUGS/DOPE AMONG YOUNG	22	3	9	10	8	2	1		1	5	4	12	2	3	
	3.	2.	3.	3.	6.	2.	1.		2.	3.	4.	2.	3.	4.	
** FINANCIAL PROBLEMS/ (UNSPECIFIED)	18	2	5	9	2	6	1	2	1	4	3	12	2	2	
	2.	1.	2.	3.	1.	6.	1.	2.	1.	2.	3.	2.	3.	4.	
ENERGY/FUEL PROBLEM	16	5	5	5	2		1	1	1	6	4	6	2	2	2
	2.	3.	2.	2.	2.		1.	1.	2.	3.	4.	1.	3.	3.	5.
LAW ENFORCEMENT/ BETTER LAWS	15	7	1	6	5	1			3	5	1	9			3
	2.	4.	1.	2.	4.	1.			5.	3.	1.	2.			6.
NATIONAL DEFENSE/ MILITARY CAPABILITY	14	6	5	4	4		3	1	1	3	2	9	1		2
	2.	4.	2.	1.	3.		3.	1.	2.	1.	2.	2.	2.		4.
ECOLOGY-AIR/WATER POLLUTION/ENVIRONMENT	14	2	4	3	2	1	3	4	1	2		11			1
	2.	1.	2.	1.	2.	1.	3.	4.	2.	1.		2.			2.
OTHER SOCIAL RELATED RESPONSES	53	14	22	11	9	2	11	10	1	11	10	33	6	6	4
	7.	9.	8.	4.	6.	2.	10.	10.	2.	6.	9.	6.	9.	9.	8.
OTHER MISCELLANEOUS RELATED RESPONSES	84	17	31	25	8	6	12	10	3	29	18	38	17	8	5
	11.	11.	11.	8.	6.	6.	11.	10.	6.	15.	16.	7.	26.	13.	10.
DON'T KNOW	36	10	3	18	8	10	2	6		7	3	26	5	2	
	4.	6.	1.	6.	6.	11.	2.	6.		4.	3.	5.	7.	4.	43

RHODE ISLAND (FIELD ST. 5-7/5-19, 1976)

QUESTION 3 MOST IMPORTANT PROBLEMS

FACING THE U.S. AS A NATION AT THIS TIME

BREAK ONE	TOTAL /-----VOTER TYPE-----//-----AREA-----										//--RELIGION--//		--SEX--		
	SAMPLE	REP	T-S	DEM	MARG	PROV	CRAN +WAR	PAW TUCKET	NEW- PORT	BAL 1ST	BAL 2ND	CATH	PROT	MALE	FEMALE
COL 28-29 TOTAL	500 100.	45 100.	200 100.	187 100.	68 100.	100 100.	76 100.	43 100.	42 100.	139 100.	100 100.	347 100.	99 100.	258 100.	242 100.
UNEMPLOYMENT/LACK OF JOBS	179 36.	11 24.	70 35.	74 40.	24 35.	35 35.	34 45.	14 33.	18 43.	48 35.	30 30.	132 38.	31 31.	93 36.	86 36.
INFLATION/COST OF LIVING/HIGH PRICES	118 24.	10 22.	52 26.	41 22.	15 22.	20 20.	21 28.	15 35.	11 26.	31 22.	20 20.	91 26.	18 18.	56 22.	62 26.
ECONOMY (UNSPECIFIED)	89 18.	9 20.	41 21.	27 14.	12 18.	17 17.	16 21.	14 33.	2 1.	24 17.	17 17.	58 17.	15 15.	50 19.	39 16.
CORRUPTION IN GOV'T/ CROOKS/GRAFT	39 8.	1 2.	20 10.	13 7.	5 7.	5 5.	5 7.	1 2.	2 5.	16 12.	10 10.	26 7.	7 7.	20 8.	19 8.
** HIGH TAXES/TOO MANY TAXES/TAX STRUCTURE	31 6.	3 7.	16 8.	10 5.	2 3.	6 6.	4 5.	2 5.	2 5.	10 7.	7 7.	24 7.	3 3.	19 7.	12 5.
LACK LEADERSHIP/ CONFIDENCE IN LEADERS	30 6.	1 2.	14 7.	12 6.	3 4.	4 4.	5 7.	5 12.	2 5.	9 6.	5 5.	16 5.	9 9.	16 6.	14 6.
ENERGY CRISIS/FUEL CRISIS/FUEL	23 5.		15 8.	7 4.	1 1.	7 7.	3 4.	2 5.		8 6.	3 3.	16 5.	4 4.	12 5.	11 5.
* CRIME PROBLEMS	22 4.	1 2.	9 5.	7 4.	5 7.	12 12.	1 1.	1 2.	1 2.	6 4.	1 1.	15 4.	3 3.	9 3.	13 5.
FOREIGN POLICIES/AID/ AFFAIRS/DETENTE	19 4.	2 4.	9 5.	6 3.	2 3.	4 4.	7 9.	1 2.		2 1.	5 5.	11 3.	5 5.	13 5.	6 2.
** WELFARE SPENDING-TOO MUCH/UNFAIR DISTRIBUTION	17 3.	2 4.	8 4.	5 3.	2 3.	3 3.	4 5.	1 2.	1 2.	4 3.	4 4.	9 3.	7 7.	13 5.	4 2.
LOW INCOME - POVERTY/ ELDERLY	10 2.	3 7.	1 1.	4 2.	2 3.	4 4.	3 4.			3 2.		7 2.	2 2.	5 2.	5 2.
** GOV'T SPENDING/WASTING MONEY/UNBALANCED BUDGET	9 2.	1 2.	4 2.	3 2.	1 1.				1 2.	7 5.	1 1.	7 2.	2 2.	4 2.	5 2.
FINANCIAL PROBLEMS/ MONEY PROBLEMS	9 2.		4 2.	5 3.		4 4.	1 1.	1 2.		2 1.	1 1.	6 2.	1 1.	7 3.	2 1.
PEACE/WORLD PEACE	8 2.	1 2.	4 2.	2 1.	1 1.		1 1.	2 5.		2 1.	3 3.	4 1.	4 4.	3 1.	5 2.
ECOLOGY - AIR/WATER POLLUTION/ENVIRONMENT	7 1.		3 2.	3 2.	1 1.	1 1.	1 1.	1 2.		1 1.	3 3.	3 1.	3 3.	4 2.	3 1.
* BETTER LAWS - COURTS TOO LENIENT	3 1.		1 1.	2 1.		2 2.				1 1.		1 *	1 1.	2 1.	1 *
EDUCATIONAL SYSTEM/ SCHOOL PROBLEM	3 1.		2 1.		1 1.	1 1.			1 2.		1 1.	2 1.	1 1.	2 1.	1 *
* DRUGS	2 *			1 1.	1 1.					2 1.		2 1.			2 1.
OTHER SOCIAL RELATED RESPONSES	28 6.	2 4.	8 4.	12 6.	6 9.	5 5.	7 9.	3 7.		6 4.	7 7.	16 5.	6 6.	12 5.	16 7.
OTHER MISCELLANEOUS RESPONSES	17 3.	2 4.	3 2.	7 4.	5 7.	6 6.	1 1.	1 2.	3 7.	5 4.	1 1.	10 3.	3 3.	10 4.	7 3.
DON'T KNOW	53 11.	5 11.	16 8.	22 12.	10 15.	14 14.	7 9.	2 5.	4 10.	16 12.	10 10.	43 12.	8 8.	19 7.	34 14.

RHODE ISLAND (FIELD START 5-7/5-19, 1976)

Q4C+D RANK THE FOLLOWING PROBLEMS/
ISSUES FACING THE COUNTRY IN ORDER
OF THEIR IMPORTANCE TO YOU....

BREAK ONE	TOTAL /-----VOTER TYPE-----//-----AREA-----//--RELIGION--//---SEX---//														
	SAMPLE	REP	T-S	DEM	MARG	PROV	CRAN +WAR	PAW TUCKET	NEW- PORT	BAL 1ST	BAL 2ND	CATH	PROT	MALE	FEMALE
Q4D NATIONAL DEFENSE/ U.S. MILITARY STRENGTH															
RANKED 1ST	10 2.	2 4.	3 2.	3 2.	3 3.		4 5.		1 2.	5 4.		7 2.	2 2.	5 2.	5 2.
RANKED 2ND	12 2.	2 4.	6 3.	4 2.		2 2.	2 3.	3 7.		3 2.	2 2.	9 3.	2 2.	9 3.	3 1.
RANKED 3RD	15 3.	1 2.	9 5.	2 1.	3 4.	3 3.	1 1.		2 5.	6 4.	3 3.	9 3.	4 4.	10 4.	5 2.
RANKED 4TH	16 3.		8 4.	6 3.	2 3.	4 4.	5 7.	2 5.		1 1.	4 4.	15 4.		10 4.	6 2.
RANKED 5TH	33 7.	3 7.	18 9.	10 5.	2 3.	4 4.	8 11.	2 5.	2 5.	12 9.	5 5.	24 7.	5 5.	19 7.	15 5.
RANKED 6TH	28 6.		9 5.	15 8.	4 6.	5 5.	2 3.	2 5.	1 2.	10 7.	8 8.	19 5.	5 5.	14 5.	14 6.
RANKED 7TH	58 12.	10 22.	16 8.	26 14.	6 9.	20 20.	11 14.	5 12.	3 7.	8 6.	11 11.	39 11.	12 12.	36 14.	22 9.
RANKED 8TH	83 17.	9 20.	33 17.	32 17.	9 13.	12 12.	8 11.	9 21.	11 26.	33 24.	10 10.	60 17.	19 19.	46 18.	37 15.
RANKED 9TH	99 20.	8 18.	39 20.	36 19.	16 24.	19 19.	13 17.	10 23.	11 26.	22 16.	24 24.	63 18.	26 26.	43 17.	56 23.
RANKED 10TH	143 29.	9 20.	57 29.	53 28.	24 35.	31 31.	22 29.	10 23.	11 26.	36 26.	33 33.	99 29.	24 24.	64 25.	79 33.
DON'T KNOW/NOT STATED	3 1.	1 2.	2 1.							3 2.		3 1.		3 1.	
AVERAGE	7.78	7.45	7.65	7.88	8.10	7.96	7.38	7.74	8.12	7.58	8.05	7.72	7.91	7.51	8.07

RHODE ISLAND (FIELD SURVEY 5-7/5-19, 1976)

Q11+12+15 HAS THE U.S. OR SOVIET UNION BENEFITED MOST FROM DETENTE/TRADE AGREEMENTS BETWEEN THE U.S. + THE SOVIET UNION - OPINION AGREE WITH/DO YOU APPROVE OR DISAPPROVE OF THE WAY 'HENRY KISSINGER' IS HANDLING HIS JOB AS SECRETARY OF STATE....

BREAK ONE	VOTER TYPE										AREA		RELIGION		SEX	
	TOTAL SAMPLE	REP	T-S	DEM	MARG	PROV	CRAN +WAR	PAW TUCKET	NEW-PORT	BAL 1ST	BAL 2ND	CATH	PROT	MALE	FEMALE	
COL 61-62+66 TOTAL	500	45	200	187	68	100	76	43	42	139	100	347	99	258	242	
	100.	100.	100.	100.	100.	100.	100.	100.	100.	100.	100.	100.	100.	100.	100.	
Q11 DETENTE - WHO HAS BENEFITED MOST FROM IT...																
1. UNITED STATES	24	1	11	12		3	6	2		13		20	2	14	10	
	5.	2.	6.	6.		3.	8.	5.		9.		6.	2.	5.	4.	
2. SOVIET UNION	199	16	95	67	21	27	29	25	9	64	45	134	47	115	84	
	40.	36.	48.	36.	31.	27.	38.	58.	21.	46.	45.	39.	47.	45.	35.	
3. BOTH EQUALLY	146	17	41	67	21	32	18	10	12	41	33	98	25	77	69	
	29.	38.	21.	36.	31.	32.	24.	23.	29.	29.	33.	28.	25.	30.	29.	
0. DON'T KNOW	131	11	53	41	26	38	23	6	21	21	22	95	25	52	79	
	26.	24.	27.	22.	38.	38.	30.	14.	50.	15.	22.	27.	25.	20.	33.	
Q12 TRADE AGREEMENTS - OPINION AGREE WITH...																
1. MAKE AGREEMENTS TO BUILD BETTER RELATIONS	45	4	17	19	5	9	10	4	2	12	8	26	9	22	23	
	9.	9.	9.	10.	7.	9.	13.	9.	5.	9.	8.	7.	9.	9.	10.	
2. MAKE ONLY AGREEMENTS OF EQUAL BENEFIT	358	28	151	130	49	73	49	32	27	97	80	247	71	194	164	
	72.	62.	76.	70.	72.	73.	64.	74.	64.	70.	80.	71.	72.	75.	68.	
3. STOP AGREEMENTS/TALKS ALL TOGETHER	35	5	16	13	1	3	6	4	2	14	6	26	9	20	15	
	7.	11.	8.	7.	1.	3.	8.	9.	5.	10.	6.	7.	9.	8.	6.	
0. DON'T KNOW	62	8	16	25	13	15	11	3	11	16	6	48	10	22	40	
	12.	18.	8.	13.	19.	15.	14.	7.	26.	12.	6.	14.	10.	9.	17.	
Q15 JOB APPROVAL - SECRETARY OF STATE HENRY KISSINGER																
1. APPROVE	262	22	127	82	31	46	40	23	13	87	53	183	57	136	126	
	52.	49.	64.	44.	46.	46.	53.	53.	31.	63.	53.	53.	58.	53.	52.	
2. DISAPPROVE	150	13	41	75	21	38	28	11	9	33	31	106	23	83	67	
	30.	29.	21.	40.	31.	38.	37.	26.	21.	24.	31.	31.	23.	32.	28.	
0. DON'T KNOW	88	10	32	30	16	16	8	9	20	19	16	58	19	39	49	
	18.	22.	16.	16.	24.	16.	11.	21.	48.	14.	16.	17.	19.	15.	20.	



RHODE ISLAND (FIELD STAR, 5-7/5-19, 1976)

Q13+13A+14 MILITARY POWER OF THE U.S.
 COMPARED TO THE SOVIET UNION - HOW WOULD YOU RATE IT/WHO
 DO YOU THINK IS MOST RESPONSIBLE FOR THE U.S. NOT BEING AS
 STRONG AS THE SOVIET UNION/DO YOU THINK WE SHOULD OR SHOULD
 NOT RETAIN COMPLETE CONTROL + OWNERSHIP OF THE PANAMA CANAL

BREAK ONE	TOTAL	VOTER TYPE							AREA				RELIGION		SEX	
	SAMPLE	REP	T-S	DEM	MARG	PROV	CRAN +WAR	PAW TUCKET	NEW- PORT	BAL 1ST	BAL 2ND	CATH	PROT	MALE	FEMALE	
COL 63-65 TOTAL	500 100.	45 100.	200 100.	187 100.	68 100.	100 100.	76 100.	43 100.	42 100.	139 100.	100 100.	347 100.	99 100.	258 100.	242 100.	
Q13 MILITARY POWER OF U.S. COMPARED TO RUSSIA - IS IT..																
1. STRONGER	128 26.	15 33.	51 26.	47 25.	15 22.	26 26.	19 25.	10 23.	10 24.	40 29.	23 23.	88 25.	30 30.	76 29.	52 21.	
2. EQUAL	140 28.	13 29.	60 30.	50 27.	17 25.	29 29.	25 33.	12 28.	7 17.	36 26.	31 31.	92 27.	27 27.	74 29.	66 27.	
3. NOT AS STRONG AS	125 25.	9 20.	51 26.	49 26.	16 24.	23 23.	17 22.	12 28.	3 7.	48 35.	22 22.	91 26.	25 25.	64 25.	61 25.	
0. DON'T KNOW	107 21.	8 18.	38 19.	41 22.	20 29.	22 22.	15 20.	9 21.	22 52.	15 11.	24 24.	76 22.	17 17.	44 17.	63 26.	
IF NOT AS STRONG AS, ASK --	125 100.	9 100.	51 100.	49 100.	16 100.	23 100.	17 100.	12 100.	3 100.	48 100.	22 100.	91 100.	25 100.	64 100.	61 100.	
Q13A U.S. NOT AS STRONG AS RUSSIA - WHO IS RESPONSIBLE																
PRESIDENT FORD	14 11.	1 11.	5 10.	8 16.		2 9.	1 6.			8 17.	3 14.	13 14.	1 4.	6 9.	8 13.	
PRESIDENT NIXON	28 22.	2 22.	14 27.	8 16.	4 25.	6 26.	5 29.	3 25.	1 33.	12 25.	1 5.	21 23.	5 20.	13 20.	15 25.	
CONGRESS	35 28.	4 44.	15 29.	13 27.	3 19.	8 35.	4 24.	6 50.	2 67.	8 17.	7 32.	26 29.	7 28.	24 38.	11 18.	
SECRETARY OF STATE KISSINGER	16 13.	2 22.	8 16.	4 8.	2 13.	1 4.	4 24.	2 17.		7 15.	2 9.	12 13.	3 12.	9 14.	7 11.	
OTHER	18 14.	1 11.	5 10.	9 18.	3 19.	1 4.	2 12.	1 8.		10 21.	4 18.	10 11.	4 16.	8 13.	10 16.	
DON'T KNOW	19 15.		7 14.	8 16.	4 25.	5 22.	2 12.	1 8.		6 13.	5 23.	14 15.	5 20.	7 11.	12 20.	
Q14 RETAIN CONTROL+OWNERSHIP OF PANAMA CANAL - WE...	500 100.	45 100.	200 100.	187 100.	68 100.	100 100.	76 100.	43 100.	42 100.	139 100.	100 100.	347 100.	99 100.	258 100.	242 100.	
1. SHOULD	326 65.	32 71.	138 69.	118 63.	38 56.	59 59.	53 70.	29 67.	22 52.	96 69.	67 67.	237 68.	61 62.	182 71.	144 60.	
2. SHOULD NOT	79 16.	4 9.	29 15.	36 19.	10 15.	19 19.	11 14.	3 7.	14 33.	19 14.	13 13.	39 11.	22 22.	40 16.	39 16.	
0. DON'T KNOW	95 19.	9 20.	33 17.	33 18.	20 29.	22 22.	12 16.	11 26.	6 14.	24 17.	20 20.	71 20.	16 16.	36 14.	59 24.	

VERMONT SENATE STUDY (FIELD START 8-5/8-9, 1976)

Q12+13+14 PRESENT LEVEL OF MILITARY DEFENSE SPENDING -
 TOO MUCH OR NOT ENOUGH/PROPOSAL UPGRADING SAC WITH NEW B-1
 BOMBER - RECALL READING OR HEARING ABOUT THIS/REPLACE OLDER
 B-52'S WITH NEWER B-1 STRATEGIC BOMBERS - SHOULD FEDERAL
 GOV'T SPEND NECESSARY MONIES FOR THIS OR NOT

BREAK ONE	FR.	TOTAL SAMPLE	VOTER TYPE			POLITICAL AREAS			MEDIA MARKET*			VOTE STAFF	INTENTION--		STAFF /NOT FORD	
			REPUB	T-S	DEMOC	CHIT	NORTH	CENTR	SOUTH	BURL/ PLAT	ALB/TY /SCHEN		SPRIN	SALMON		UNDEC
COL 26-28	TOTAL	400 100.	87 100.	174 100.	93 100.	92 100.	89 100.	165 100.	55 100.	342 100.	22 100.	36 100.	195 100.	147 100.	59 100.	94 100.
Q12 LEVEL OF MILITARY DEFENSES																
1.	TOO MUCH	116 29.	24 28.	45 26.	34 36.	23 25.	27 31.	44 27.	21 39.	93 27.	9 42.	14 38.	51 26.	50 34.	15 25.	28 30.
2.	NOT ENOUGH	54 14.	13 15.	22 13.	10 11.	13 14.	14 16.	24 15.	4 7.	51 15.	2 8.	2 5.	32 17.	16 11.	6 11.	18 19.
3.	ABOUT RIGHT	139 35.	35 40.	61 35.	31 34.	39 43.	28 31.	56 34.	16 29.	122 36.	7 33.	9 26.	70 36.	53 36.	15 26.	28 30.
0.	DON'T KNOW	91 23.	15 17.	46 27.	18 19.	17 18.	20 22.	41 25.	14 26.	76 22.	4 17.	11 31.	41 21.	27 19.	22 38.	20 21.
Q13 UPGRADING THE SAC																
1.	YES	224 56.	50 57.	100 57.	56 60.	50 54.	51 57.	95 57.	29 53.	192 56.	13 59.	18 51.	114 59.	83 57.	26 45.	51 55.
2.	NO, DON'T KNOW	176 44.	37 43.	75 43.	37 40.	42 46.	38 43.	70 43.	26 47.	150 44.	9 41.	18 49.	81 41.	63 43.	32 55.	43 45.
Q14 MONEY TO REPLACE THE B-52																
1.	SHOULD	132 33.	32 36.	56 32.	32 34.	33 36.	29 33.	59 36.	11 20.	119 35.	6 29.	6 18.	78 40.	38 26.	16 28.	38 41.
2.	SHOULD NOT	147 37.	33 39.	61 35.	42 45.	37 41.	28 31.	55 34.	27 49.	119 35.	11 51.	17 46.	69 35.	64 44.	14 25.	34 36.
3.	DEPENDS ON AMOUNT OF MONEY	6 2.	1 1.	5 3.	1 1.	4 4.		2 1.	1 2.	5 2.		1 3.	2 1.	3 2.	2 3.	
4.	DON'T KNOW ENOUGH ABOUT IT	21 5.	7 9.	7 4.	5 6.		6 6.	9 6.	6 12.	15 4.	5 21.	2 5.	14 7.	5 4.	2 3.	5 5.
5.	NEVER HEARD OF ISSUE- HAVE NO OPINION	11 3.	1 1.	7 4.	1 1.	2 2.	4 4.	6 3.		11 3.			2 1.	7 5.	2 3.	
0.	DON'T KNOW	82 21.	12 14.	38 22.	12 13.	16 18.	23 26.	33 20.	9 17.	72 21.		10 28.	31 16.	29 20.	22 38.	17 18.

* BURLINGTON, VT/PLATTSBURGH, NY
 * ALBANY, NY/SCHENECTADY, NY/TROY, NY
 * SPRINGFIELD, MASS

WEST VIRGINIA (FIELD START 7-23/8-4, 1976)

Q2 MOST IMPORTANT PROBLEMS FACING

THE UNITED STATES AS A NATION AT THIS TIME

BREAK ONE	FR	TOTAL / SAMPLE	VOTER TYPE				AREA				SEX		AGE			HOUSEHOLD-	
			REPUB	T-S	DEMOC		EAST PANH	NORTH PANH	CENTR HIGH	SOUTH	MALE	FEMALE	LESS 35	35-54	55+	UNION	NON- UNION
COL 32-33 TOTAL		499 100.	70 100.	173 100.	209 100.	51 100.	50 100.	182 100.	215 100.	258 100.	240 100.	150 100.	172 100.	176 100.	197 100.	297 100.	
* INFLATION/COST OF LIVING/HIGH PRICES		144 29.	18 26.	53 30.	65 31.	14 28.	14 28.	41 23.	75 35.	81 31.	63 26.	46 31.	49 29.	49 28.	53 27.	90 30.	
UNEMPLOYMENT/LACK OF JOBS		98 20.	12 17.	33 19.	47 23.	10 20.	7 15.	33 18.	47 22.	50 19.	48 20.	27 18.	44 25.	27 16.	39 20.	56 19.	
LACK LEADERSHIP/LACK CONFIDENCE IN LEADERS		83 17.	11 15.	39 22.	22 11.	11 21.	9 17.	33 18.	31 14.	35 14.	47 20.	30 20.	23 13.	30 17.	26 13.	55 18.	
CORRUPTION IN GOV'T/ CROOKS/GRAFT		74 15.	6 8.	23 13.	40 19.	4 8.	6 13.	24 13.	39 18.	43 17.	31 13.	20 13.	31 18.	24 13.	31 16.	42 14.	
ECONOMY (UNSPECIFIED)		52 10.	8 12.	19 11.	20 9.	6 12.	4 9.	17 10.	24 11.	33 13.	20 8.	22 15.	16 9.	14 8.	22 11.	30 10.	
FOREIGN POLICIES/AID/ AFFAIRS/DETENTE		49 10.	11 15.	22 13.	13 6.	4 8.	6 13.	18 10.	21 10.	30 12.	19 8.	14 9.	20 12.	15 9.	19 10.	28 10.	
& CRIME PROBLEMS		38 8.	4 5.	18 10.	14 7.	3 6.	6 12.	15 8.	14 7.	18 7.	19 8.	9 6.	12 7.	17 9.	15 7.	22 8.	
&& MORAL DECAY/ IMMORALITY		31 6.	7 10.	11 6.	10 5.	3 6.	6 12.	13 7.	9 4.	18 7.	13 5.	9 6.	8 5.	14 8.	8 4.	23 8.	
LOW INCOME/POVERTY/ HELP FOR ELDERLY		28 6.	4 5.	7 4.	13 6.	2 4.	3 7.	13 7.	10 5.	13 5.	15 6.	12 8.	8 5.	4 4.	15 8.	13 4.	
** TOO MUCH WELFARE/ UNFAIR DISTRIBUTION		27 5.	4 6.	12 7.	9 4.	1 2.	4 9.	10 5.	12 6.	16 6.	11 4.	7 5.	11 6.	9 5.	8 4.	19 6.	
* HIGH TAXES/TOO MANY TAXES/TAX STRUCTURE		27 5.	9 12.	11 6.	6 3.	3 7.	3 5.	5 3.	15 7.	12 5.	15 6.	3 2.	13 7.	11 6.	18 9.	8 3.	
& DRUGS		23 5.	3 4.	9 5.	8 4.	5 10.	5 10.	6 3.	8 4.	6 2.	17 7.	7 5.	9 5.	7 4.	11 6.	12 4.	
** GOV'T SPENDING/WASTE MONEY/UNBALANCED BUDGET		23 5.	1 1.	9 5.	7 3.	3 7.	4 7.	5 3.	11 5.	15 6.	8 3.	12 8.	5 3.	5 3.	11 6.	11 4.	
ENERGY CRISIS/FUEL CRISIS/FUEL		19 4.	2 3.	7 4.	8 4.	1 2.	3 6.	8 5.	7 3.	14 6.	5 2.	9 6.	5 3.	5 3.	6 3.	13 4.	
& BETTER LAWS - COURTS TOO LENIENT		19 4.	1 2.	9 5.	6 3.	3 5.	6 12.	2 1.	8 4.	14 6.	5 2.	3 2.	8 5.	8 4.	13 6.	6 2.	
FINANCIAL PROBLEMS/ MONEY PROBLEMS		13 3.	2 3.	6 3.	4 2.	1 2.	1 3.	6 3.	5 2.	5 2.	8 3.	4 3.	5 3.	4 2.	5 2.	9 3.	
ECOLOGY - AIR/WATER POLLUTION/ENVIRONMENT		10 2.	2 3.	2 1.	5 2.		1 2.	2 1.	7 3.	5 2.	5 2.	2 1.	5 3.	3 2.	3 2.	6 2.	
YOUTH PROBLEMS/TEEN- AGERS CRITICAL PROBLEM		9 2.	* 3.	4 2.	5 2.	3 6.	2 3.	2 1.	3 1.	2 1.	7 3.		3 2.	6 3.	3 1.	7 2.	
WORLD PEACE		9 2.	2 3.	2 1.	4 2.	1 1.	2 2.	5 3.	2 1.	2 1.	7 3.	3 2.	4 2.	2 1.	2 1.	7 2.	
REFORM SOCIAL SECURITY																	
&& LACK OF RELIGION/ PEOPLE GET BACK TO GOD																	
OTHER SOCIAL RELATED RESPONSES		26 5.	4 5.	8 5.	12 6.	2 4.	2 4.	6 4.	15 7.	13 5.	13 6.	12 8.	4 2.	9 5.	12 6.	14 5.	
OTHER MISCELLANEOUS RESPONSES		38 8.	5 8.	10 10.	10 5.	5 9.	7 15.	11 6.	15 7.	22 9.	16 7.	9 6.	11 7.	18 10.	17 9.	21 7.	
.DON'T KNOW		43 9.	3 5.	14 8.	22 10.	3 5.	1 3.	20 11.	20 9.	22 8.	22 9.	11 7.	13 7.	20 11.	17 9.	26 9.	