

**The original documents are located in Box 47, folder “4/23/76 - Georgia” of the Ron Nessen Papers at the Gerald R. Ford Presidential Library.**

### **Copyright Notice**

The copyright law of the United States (Title 17, United States Code) governs the making of photocopies or other reproductions of copyrighted material. Ron Nessen donated to the United States of America his copyrights in all of his unpublished writings in National Archives collections. Works prepared by U.S. Government employees as part of their official duties are in the public domain. The copyrights to materials written by other individuals or organizations are presumed to remain with them. If you think any of the information displayed in the PDF is subject to a valid copyright claim, please contact the Gerald R. Ford Presidential Library.

THE WHITE HOUSE  
WASHINGTON

THE PRESIDENT'S BRIEFING BOOK  
QUESTIONS AND ANSWERS

\*\*\*\*\*

FOR: GEORGIA TRIP

APRIL 23, 1976

\*\*\*\*\*



## GEORGIA

### State Profile

Georgia is a southern state of the United States and youngest of the original 13 states, having been chartered as a colony in 1732 by George II of Great Britain, from whom it derived its name. With a total area of 58,876 square miles (602 square miles of water), it is the largest state east of the Mississippi river and 21st in size of all the states. Until early in the 19th century it comprised nearly all the present area of Alabama and Mississippi. Its size and its agricultural and industrial prominence earned for it before 1860 the popular title of "empire state of the south." The capital has been Atlanta since 1868. The official flower is the Cherokee rose. The state bird is the brown thrasher.

### Physical Geography

The surface of Georgia is divided into five physical zones. The most prominent of these is the coastal plain of 35,000 square miles. It extends from the 100 miles of Atlantic seacoast, skirted by numerous semitropical islands of the Sea Islands group, northward to the fall line, which extends from Augusta through Milledgeville and Macon to Columbus. North of this line is the Piedmont plateau of rolling foothills that rise gradually in height from 500 feet, until they reach the mountains about 50 miles north of Atlanta, to somewhat less than 2,000 feet. Above this plateau lie three small regions, the largest of which is the Blue Ridge in the northeast (part of the Appalachian mountain system), extending south and west into Georgia to a distance of 48 and 92 miles, respectively.

### History

Georgia's formation was the result of a desire of the British government to protect South Carolina from invasion by the Spaniards from Florida, and by the French from Louisiana, as well as of the desire of James Edward Oglethorpe to found a refuge for the persecuted Protestant sects and for the unfortunate but worthy indigent classes of England. The charter was granted "to the trustees for establishing the colony of Georgia to America," giving the colony a unique type of control, yet somewhat like the proprietary form.

Parliament gave 10,000 pounds to the enterprise, and the trustees encouraged the settlers to grow silk, grapes, hemp, olives and medicinal plants, for which England was dependent upon foreign countries. The sale of rum and the introduction of Negro slaves were forbidden, and severe limitations were placed on land tenure. Oglethorpe, as resident trustee, accompanied the first colonists, who settled in Savannah in 1733. The early settlers were English, German Lutherans (Salzburgers), Scottish Highlanders, Portuguese Jews, Piedmontese, Swiss and others; but the main tide of immigration came from Virginia and the Carolinas after 1750.

As a bullwark against the Spanish and French the colony was successful, but as an economic and philanthropic experiment it was a failure. In 1753 the charter of the trustees expired and Georgia became a royal province, its character rapidly changing to resemble that of other southern colonies.

Under the new regime the colony was so prosperous that Sir James Wright (1716-85), the last of the royal governors, declared Georgia to be "the most flourishing colony on the continent." The people were led to revolt against the mother country through sympathy with the other colonies rather than through any grievance of their own.

In the Constitutional Convention of 1787 Georgia's delegates almost invariably gave their support to measures designed to strengthen the central government. Georgia became the fourth state to ratify the federal constitution (January 2, 1788), and one of the three that ratified unanimously. Afterward a series of conflicts between federal and state authority caused the growth of states' rights theories. Because of these conflicts a majority of Georgians adopted the principles of the Democratic-Republican party, and early in the 19th century the people were virtually unanimous in their support of Jeffersonian ideas.

Despite early national political unity, local partisanship had been represented by two factions. One, led successively by William H. Crawford and George M. Troup, represented the interests of the coastal element and the upcountry slaveholding communities; the other, formed by John Clark (1766-1832) and his father Elijah, found the principal

support among the nonslaveholders and the frontiersmen.

The Troup faction, under the name of the States' Rights party, after 1832 endorsed the nullification policy of South Carolina against federal tariff laws. The Clark faction, calling itself the Union party, opposed South Carolina's conduct, but on the grounds of expediency rather than of principle. Because of its opposition to President Jackson's stand on nullification, the Troup party affiliated with the new Whig party, while the Clark party was merged into the new Democratic party led by Jackson. The anti-slavery and nationalistic views of the Whig party during the 1850's caused most of its members in Georgia to shift to the Democratic party.

On November 7, following the election of President Abraham Lincoln, the Georgia governor, in a special message to the legislature, recommended the calling of a convention to decide the question of secession. On November 17 the legislature passed an act directing the governor to order an election of delegates on January 2, 1861, and their meeting in a convention on January 16. On January 19 this body passed an ordinance of secession by a vote of 208 to 89.


In the spring of 1864 Georgia was invaded from Tennessee by a Federal army under General William T. Sherman. The resistance of General Joseph E. Johnston and General J. B. Hood proved ineffectual, and on September 2 Atlanta was taken. On November 15 Sherman burned Atlanta and began his famous march to the sea, taking Savannah in late December. In the spring of 1865, General J. H. Wilson, with a body of cavalry, entered the state from Alabama, seized Columbus and West Point on April 16, and on May 10 captured Jefferson Davis, president of the Confederacy, near Irwinville.

In accord with President Andrew Jackson's plan for reorganizing the southern states, a provisional governor, James Johnson, was appointed on June 17, 1865, and a state convention reformed the constitution to meet the new conditions, rescinding the ordinance of secession, abolishing slavery and finally repudiating the state debt incurred in the prosecution of the war. A legislature and other officials were elected in November 1865. The legislature ratified the 13th amendment on December 9, and five days later Charles J. Jenkins was inaugurated governor. But both the convention

and legislature incurred the suspicion and ill will of congress. Georgia was placed under military government, as part of the 3rd military district, by the Reconstruction act of March 2, 1867.

Under the auspices of the military authorities, registration of electors for a new state convention was begun, and 95,168 Negroes and 96,333 whites were registered. The acceptance of the proposition to call the convention and the election of many conscientious and intelligent delegates were largely the result of the influence of former Governor Brown, who was strongly convinced that the wisest course was to accept quickly what congress had offered. The convention met in Atlanta on December 9, 1867, and by March 1868 had revised the constitution to meet the requirements of the Reconstruction acts. The constitution was duly adopted by popular vote, and elections were held for a governor and legislature. Rufus Brown Bullock, Republican, was chosen governor; the senate had a majority of Republicans; and in the house of representatives, by a vote of 76 to 74, a Republican was elected speaker. On July 21, the 14th amendment was ratified, and, as evidence of the restoration of Georgia to the Union, its representatives in congress were seated on July 25, 1868.

In September 1868 the Democrats in the state legislature, being assisted by some of the white Republicans, expelled the 27 Negro members and seated their defeated white contestants. In retaliation congress excluded the state's representatives on the technicality that their credentials did not state to which congress they were accredited, and, on the theory that the government of Georgia was a provisional organization, passed an act requiring ratification of the 15th amendment before Georgia's senators and representatives would be seated. The department of war then concluded that the state was still subject to military authority and placed General A. H. Terry in command. With his aid and that of congressional requirements that all members of the legislature must take the test oath of nonsupport to any pretended government, i.e. the Confederacy, and that none would be excluded on account of color, a Republican majority was secured for both houses, and the 15th amendment was ratified. On July 15, 1870, Georgia was finally admitted to the union.



In 1964, with Democratic President Lyndon B. Johnson supporting the Civil Rights bill, Georgia voted for a Republican presidential candidate for the first time in its history. In 1968 the state gave its presidential vote to George C. Wallace.



## Georgia

### Demographics

#### 1970 Georgia Population At A Glance

Total	4,589,575	Males	2,230,696
Urban	2,768,074	Females	2,358,879
Urban fringe (Suburban)	855,760	Whites	3,391,242
Rural	1,821,501	Blacks	1,187,149
Farm	171,544	Spanish language	29,824

How Many? Georgia's population in the 1970 census totaled 4,589,575, ranking it 15th among the States and the District of Columbia. Its population density was 79 persons per square mile. The 1970 population was 60 percent urban and 40 percent rural.

The 1970 total was 16 percent greater than the 1960 population. Most of the growth resulted from a net gain due to natural increase of 595,000 (births minus deaths). Georgia also gained an estimated 51,000 persons because of net immigration.

Atlanta, the State's largest city, had a 1970 population of 496,973, a 2 percent increase over 1960. The population of the Atlanta Standard Metropolitan Statistical Area was 1,390,164, a 37 percent increase over 1960.

Other large cities and their 1960-70 population percentage changes were:

Columbus	154,168	+32%
Macon	122,423	+76%
Savannah	118,349	-21%
Albany	72,623	+30%
Augusta	59,864	-15%
Athens	44,342	+41%

Ethnic Groups. Major nationalities in Georgia's first and second generations from other countries included 20,951 from Germany (6,714 born there); 14,517 from the United Kingdom (4,410 born there); 10,021 from Canada (2,362 born there). There were 29,824 of Spanish language.

Racial Makeup. The white population of Georgia totaled 3,391,242 in 1970. Other major racial groups included 1,187,149 blacks (6 percent more than in 1960); 2,347 American Indians; 1,836 Japanese; 1,584 Chinese; 1,253 Filipinos; and 4,164 of other minority races.

Age of the Population. Median age of the Georgia population was 25.9 years, compared with 28.1 years for the United States. Of Georgia's 1970 population, 367,458 were 65 or older and 421,709 under 5 years old. The total of school age, 5 to 17, was 1,222,579 and the college age group, 18 to 21, numbered 344,007. The remainder, 22 to 64, totaled 2,233,822.

Income. The median income of Georgia's families in 1969 (the most recent year available) was \$8,165, ranking the State 38th in median family income. The United States median was \$9,586. The Georgia median for white families was \$9,176; for black families it was \$4,742.

About seventeen percent of the State's families (193,299 families) were below the low-income or poverty line in 1969. The 1969 poverty level was \$3,743 for a nonfarm family of four.

Schooling. There were 1,267,363 Georgians three to thirty-four years old enrolled in school or college at the time of the 1970 census: 17,479 in nursery school; 825,078 in kindergarten or elementary school; 308,161 in high school; and 116,645 in college.

Of the 2,355,810 persons 25 or older in Georgia, 41 percent had completed at least four years of high school and 9 percent had completed at least four years of college. The median number of school years completed by this age group was 10.8 years, compared with the national median of 12.1 years.

Among Georgians in their working years (16 to 64), 23 percent of the men and 18 percent of the women with less than 15 years of schooling had had vocational training of some type.

Workers and Jobs. There were 1,154,170 men workers age 16 or older in 1970; 1,048,967 of them had civilian jobs and 79,184 were in the Armed Forces. Women workers totaled 731,618 of whom 697,802 had civilian jobs and 1,585 were in the Armed Forces.

There were 288,906 men working as craftsmen, foremen, and kindred workers (in skilled blue collar jobs); 152,121 as nontransport operatives (chiefly operators of equipment in manufacturing industries); 123,138 as nonfarm managers and administrators; and 113,336 as professional, technical, or kindred workers.


A total of 208,324 women were employed in clerical and kindred jobs; 140,428 were working as nontransport operatives; 97,101 were nonhousehold service workers; and 95,649 were in professional, technical and kindred jobs.

There were 91,713 Federal employees, 71,216 State employees, and 119,604 local government employees at the time of the 1970 census.

Georgia's Housing. Housing units for year-round use numbered 1,466,268 in 1970, a 27 percent increase over 1960. They had a median of 5.0 rooms per unit and 75 percent were single family homes. Thirty-four percent of the units were built between 1960 and 1970.

A total of 1,369,225 units were occupied with an average of 3.3 persons per unit. Sixty-one percent were occupied by the owners. Median value of the owner-occupied units was \$14,700. Renters paid a median of \$86 per month.

The presence of piped water, toilet, and bath for exclusive use of the household is an indication of housing quality. In 1970, 13 percent of all year-round housing in Georgia lacked complete plumbing facilities, compared with 7 percent for the nation.



Ninety-five percent of the households had television; 70 percent clothes washing machines; 34 percent clothes dryers; 18 percent dishwashers; 35 percent home food freezers; 40 percent two or more automobiles; and 4 percent owned a second home.

Farming in Georgia. Georgia's farms, like those of the country as a whole, are becoming fewer and larger. The 1969 Census of Agriculture counted 67,431 farms in the State, 19 percent fewer than in 1964. The average size of farms rose from 214.6 acres to 234.4 acres during the same 5 year period. The 1969 average value per farm was \$54,883. Average value per acre was \$234.14.

The 1970 farm population totaled 171,544, 58 percent fewer than in 1960.

The market value of all agricultural products sold by Georgia farms was \$1 billion in 1969. Livestock, poultry, and their products accounted for \$698.6 million; crops accounted for \$319.7 million; and forest products, \$21.7 million.

CAMPAIGN PROFILE



## GEORGIA

### Political Profile

Source: Almanac of American Politics, 1976

Since the days of the civil rights movement, we have been accustomed to thinking of Southern politics as a matter of black versus white---with the whites almost invariably winning. In Georgia, it has been a little more complicated than that. The basic division here has been between the Atlanta metropolitan area and the rest of the state---mainly small cities and rural farm country. Atlanta---a bustling, sophisticated metropolis---likes to call itself "the world's next great city." It won its progressive reputation during the 1950's and 1960's under Mayor William Hartsfield and Ivan Allen. Backed by the late Ralph McGill's Atlanta Constitution and the city's business community, Hartsfield and Allen led white Atlanta in a plea for black equal rights and racial harmony. Among other things, Atlanta's position on race relations proved to be good economics; in the last 20 years Atlanta has become the number one business city in the South.

At the same time, it is possible to overstate the liberalism of metropolitan Atlanta. The central city itself, with its black majority, went for Democratic presidential candidates in 1968 and 1972, and in 1973 elected the first black Mayor of a major Southern city, 35-year-old Maynard Jackson. But all the post-1960 growth in booming Atlanta has been in the suburbs, and the voters there by no means share the political sympathies of the residents of the city. Jackson would never have carried the suburbs, and the metropolitan area as a whole went for Richard Nixon in 1968 and gave him 70% of its vote in 1972. The fashionable Atlanta suburbanites, however, are no more likely to be liberal than are the equally cosmopolitan and conservative suburbanites of Chicago and Los Angeles.

In the numerous battle between urbane and rustic Georgians, time is on the side of Atlanta: the fast-growing metropolitan area contained 30% of Georgia's residents in 1970 and by 1974 was casting 35% of the state's vote. But it has taken greater Atlanta a long time to prevail, and

1974 was the first time the metropolis has won a political battle with the rest of the state in our time.

The central figure in this battle was the man whose image has dominated Georgia politics now for a decade, Lester Maddox. The word "image" is used advisedly, for even Maddox's strongest supporters cannot really tell you what he has accomplished; they only know what he stands for. And that is segregation. In 1966 Maddox ran for Governor, and ran first in the Democratic primary. In the runoff, he was pitted against former Governor (1943-47) Ellis Arnall, a genuine Southern liberal, who had the solid support of metropolitan Atlanta. Lester won with huge majorities in the small counties. In the general, Maddox faced a sleeker, but just as conservative, Republican opponent, Howard Calloway; the latter got the most votes, but Arnall, running as a write-in, prevented either candidate from winning a majority and so the election went to the legislature, which promptly installed Maddox. (At the same time, it was busy barring from office a newly elected black state Representative named Julian Bond because he opposed the Vietnam war.)

Maddox's initial victories convinced many canny politicians that, in order to win, they must paint themselves as country boys, a little wary of the Atlanta city slickers. An example was Governor Jimmy Carter, who was elected in 1970. During his campaign, in which he shook tens of thousands of hands, Carter liked to describe himself as a peanut farmer from Plains, Georgia. He placed somewhat less emphasis on the fact that he had served as a top aide to Admiral Hyman Rickover in the nuclear submarine program, and that his peanut farm was not a shack-and-40-acres affair but a well-managed, thriving business. Carter lost the Atlanta metropolitan area in both the primary and general election; but surprised some of his erstwhile supporters by coming out foresquare for integration. In his last year as Governor, he was pleased to appear with Mayor Jackson when the 'Atlanta Braves' Hank Aaron hit his 714th home run. He also applied some sophisticated management techniques, with considerable success, to the state budget and pushed for progressive tax reforms. Like Reubin Askew of Florida, he was highly popular going into the 1974 elections and could easily have won a second term; unlike Askew, he was barred from running.

## GEORGIA PFC CAMPAIGN OVERVIEW

There is no party registration in Georgia. Registration closed for the May 4 primary on April a, with slightly more than 2 million persons on the voting rolls. Approximately 50,000 voters participated in the 1974 GOP Gubernatorial primary, and approximately 100,000 persons voted in the 1970 Republican Gubernatorial primary. It is not possible to estimate turnout for the Presidential race.

The organizational ("find 'em, vote 'em, count 'em") campaign is essential to success in the Georgia Republican primary. An all-out effort is being made to identify potential Ford voters via the telephone canvass in each District and in the 16 priority counties (which have an estimated 1500 target precincts)

Other key elements of the Georgia campaign are:

1. Telephone centers, fully operational as of April 16, anticipate identifying about 50% of all potential Republican primary voters as to their support for you. The base lists used are those of the past GOP primary voters.
2. "Project Leader" has been in effect since last last fall, and involves individual letters sent from prominent Republican state officials to selected Ford supporters (over 5,000 letters have gone out to date).
3. One direct mail piece has been sent to 24,000 heads of households who were '74 primary voters.
4. A mailing to follow-up on the undecided voters is planned for the period of April 17 through May 4.
5. Radio and television spots and newspaper ads are in the final production stages.
6. The state advocates program has been and continues to be very extensive throughout the state. Well-known Republican leaders who are publicly identified as your supporters are traveling to key counties and the response is that the advocates are being well received.



GEORGIA PFC CAMPAIGN OFFICIALS

Matthew Patton	Chairman
Sandra Mackey	Research Chariman
Joseph Wilkinson	Media Coordinator
Susan Tucker	State Coordinator
Morton Forbes	1st District Co-Chairman
Karl Ammons	1st District Co-Chairman
Eleanore Roseen	2nd District Chairman
Bob Hydrick	3rd District Chairman
Wendell Brown	4th District Chairman
Karry Kelso	4th District Fieldman
Representative Rober Irvin	5th District Co-Chairman
Richard Guthman	5th District Co-Chairman
Robert Simpkins	6th District Chairman
Truett Moss	7th District Chairman
Carr Dodson	8th District Chairman
David Ralston	9th District Chairman
Regnald Maxwell	10th District Co-Chairman
Whitney O'Keeffe	10th District Co-Chairman

OFFICIALS IN AREA TO BE  
VISITED

Honorable Paul Coverdell	State Senate Minority Leader
Honorable Michael Egan	State House Minority Leader
Clarence (Shorty) Lorentzson	4th District GOP Chairman

## DELEGATE SELECTION

Georgia is allocated forty-eight delegates for the Republican National Convention. Three delegates are to be determined from each of the ten Congressional Districts and eighteen delegates are to be determined at-large. The delegates themselves will be selected at the District and State conventions (May 22 and June 19 respectively).

The candidate receiving the majority in each Congressional District will win the three votes of that District and the candidate receiving the largest number of votes statewide will win the eighteen at-large delegate votes. Delegates will be instructed or bound for two ballots by the results of the primary vote.

Under this electoral system, a candidate may win one or more Congressional Districts, thereby receiving those delegate votes. If a candidate does not carry the State as a whole, he will not receive the eighteen at-large delegates. Therefore, it is possible for Georgia's delegation to be split between two candidates.

It is crucial for President Ford supporters to recognize the necessity of carrying the Primary Election on both the Congressional District and statewide levels.

GEORGIA ADVOCATES

<u>Speaker</u>	<u>Date</u>	<u>Location</u>
Congressman John Buchanan	April 19	Savannah
Secretary Thomas Kleppe	April 20 April 29	Atlanta Atlanta
Congressman Don Mitchell	April 25	Atlanta
Honorable Gerald Parsky	April 28	Columbus
Honorable Mitch Kobelinski	April 29	Atlanta

REAGAN GEORGIA CAMPAIGN OFFICIALS

Sam Tate	Co-Chairman
Margaret Holleman	Co-Chairman
Carl Gillis	Southern Georgia Coordinator
Carol Barret	Press Director

REAGAN CAMPAIGN ACTIVITY

Ronald Reagan will be visiting Albany, Macon, Atlanta, and Savannah on April 20-22. The order and activities schedule has not yet been determined.

The Fourth District, essentially DeKalb County and a part of metropolitan Atlanta, is the heaviest Republican area of the State and a stronghold of Reagan workers. The Reagan State Chairman is from DeKalb, and the GOP Party leadership is basically pro-Reagan. No DeKalb Reagan headquarters exists; to date, the Reagan headquarters is located in Northeast Atlanta.

Reagan activity has been low-key to date in Georgia. The phone operation is on a small scale, basically covering only the key districts of DeKalb and Cobb. There has only been one mailing to delegates and past GOP convention attendees from the Reagan organization -- no mass mailings have been sent to date. The basic campaign strategy seems aimed at the delegate convention, albeit the convention selections are based on the primary results. No radio or television advertising is being aired at the present. Financial difficulties appear again to be the major problem in the Reagan campaign organization; however another blitz television campaign is felt to be a strong possibility.

Reagan's nationally-televised speech did not make the front-page news in Atlanta papers. The Atlanta Constitution is giving fairly equal time to the President's and Mr. Reagan's activities.

## SURVEY RESEARCH

Darden Research Corporation surveyed 600 voters in Georgia, South Carolina, Mississippi, Tennessee, Alabama and Florida on February 27 through 29, 1976. The Georgia portion included 13.3% of the persons surveyed, and those results are as follows:

"Do you consider yourself a Republican, Democrat or Independent?"

Republican	19.3%
Democrat	45.7%
Independent	33.8%

The same sample was asked their preference for President Ford or Ronald Reagan for the Republican nomination:

Ford	43.2%
Reagan	35.3%
No opinion	21.5%


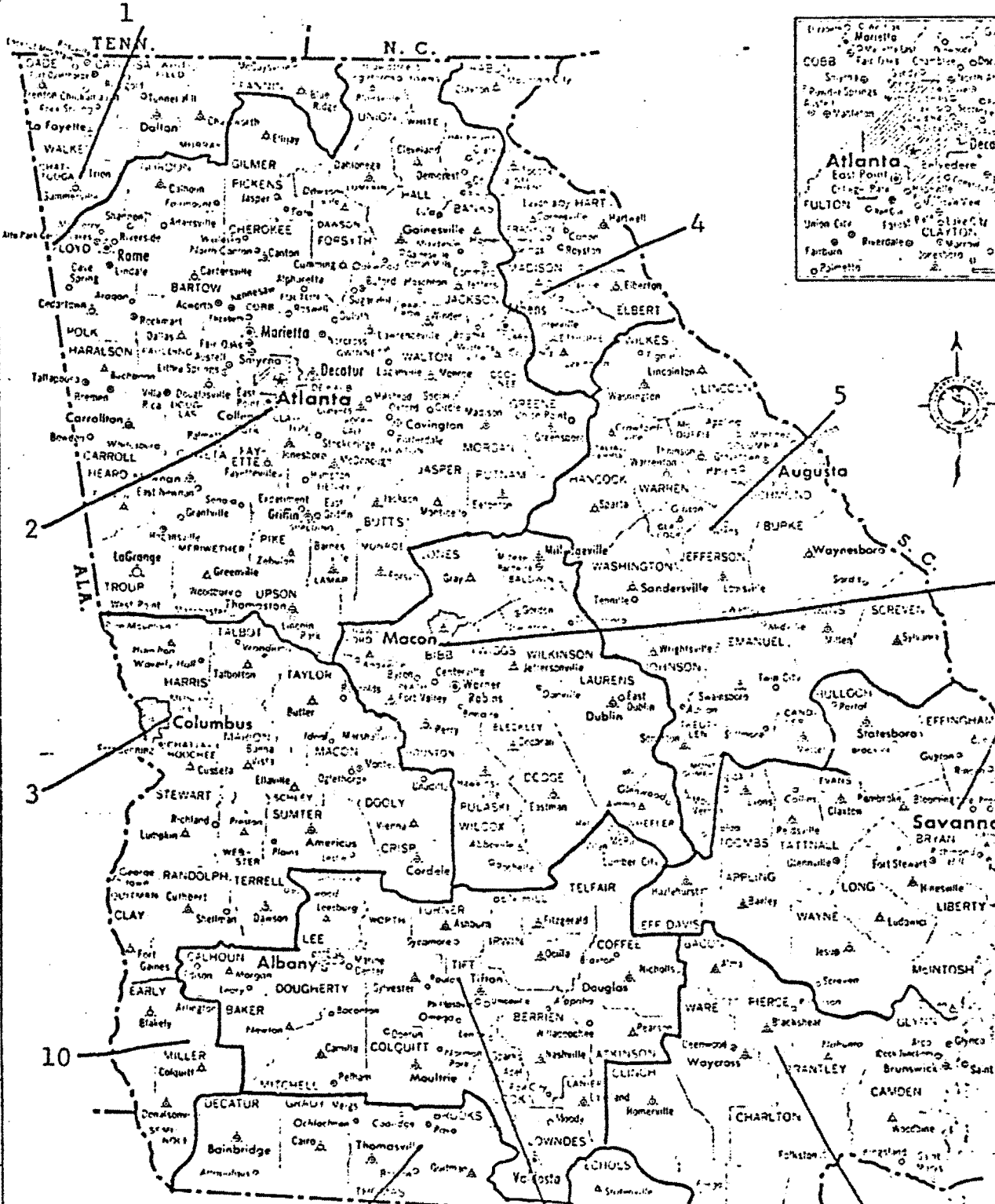
In a head-to-head question between President Ford and George Wallace, the results were:

Ford	48.0%
Wallace	39.3%
No opinion	12.7%

The head-to-head between Ronald Reagan and Wallace resulted in:

Reagan	49.8%
Wallace	35.3%
No opinion	14.8%

1 2 3 4 5 6 7 8 9 10 11 12 13



**CLEARTYPE**  
 COUNTY-TOWN  
 GEORGIA

Scale of Miles  
 0 20 40 60

MAP NO. 6509  
 COPYRIGHT  
 AMERICAN MAP COMPANY, INC.

The part of this map that is in brackets is a reproduction of the original map as published in 1927. The part of this map that is in solid lines is a reproduction of the original map as published in 1937. The part of this map that is in dotted lines is a reproduction of the original map as published in 1947.

**LEGEND**

State Capital	County Seats
BARGE County Names	
<b>POPULATION KEY</b>	
Over 100,000	10,000 to 20,000
50,000 to 100,000	5,000 to 10,000
25,000 to 50,000	2,500 to 5,000
20,000 to 25,000	1,000 to 2,500
	Under 1,000

Population classification  
 based on 1927 Federal Census

1 2 3 4 5 6 7 8 9 10 11 12 13

ISSUES

## GEORGIA ISSUES

### AGRICULTURE

The southern regions of Georgia are particularly concerned about government's reductions in subsidies for peanut and tobacco crops (i.e., price supports for peanut farmers are expected to substantially decline in 1977 because production is exceeding consumption). The elimination by the Administration of crop allotments for peanuts and tobacco is of particular concern to state farmers.

Soybeans are another subsidized crop, and are third in importance after peanuts and tobacco. There are no problems regarding allotments or reduction of federal aid for other crops such as sorghum, grains, corn, etc.

Georgians in general oppose government interference, but many Republican voters in the state's southwest portion are farmers who fear that the sudden elimination of government aid will radically change their markets. In discussing changes in federal aid, you should emphasize that your plans for gradual elimination of government controls are timed so as to minimize the economic effect on individual farmers.

The U.S.-U.S.S.R. grain deal and related subjects is a relatively moot issue in Georgia, largely because most voters do not understand what really happened. Grain sales could be of concern, however, if the voters see it as another area where the United State is "not getting a fair shake" due to detente.

Your recommendation to improve the estate-inheritance tax for farmers is popular in the state and should be re-emphasized, especially in the southwestern areas.

### BUSING

Busing remains a sensitive issue in the state, albeit one which has been reduced in terms of its visibility in the news. While you are not held responsible for the busing mandates of the courts, your opposition to a Constitutional Amendment is not necessarily a plus, for the general perception of what the amendment would entail is confused. Georgians need to know what the alternatives are to busing, what the amendment would mean if passed, why you are opposed to the amendment, and what you propose as a constructive alternative.





HOWARD "BO" CALLAWAY

While the Atlanta newspapers are reporting Bo Callaway's investigation fairly, the nuances projected are that Mr. Callaway was fired by the White House because he was a political embarrassment. Questions regarding his replacement should be anticipated.

JIMMY CARTER

Jimmy Carter is favorably perceived by Georgians. There was some anti-Carter sentiment before the early primaries, but there is very little now. PFC state officials recommend that Carter be handled politely, for there are indications that some Republicans are swinging to vote for Carter.

DEFENSE

Defense is an issue of critical importance in Georgia, not only because of the numerous military installations and defense contractors throughout the state, but also because of the strong patriotic attitude of Georgians, which is demonstrated by their continuing ability to exceed military recruitment goals each year. Reagan's recent attacks on your defense posture has raised questions and created doubts among state Republicans.

Georgia is not troubled by any of DOD's proposed base closings. Fort Benning, the headquarters of the U.S. Army Infantry, is based in Columbus, and remains a source of great pride among the state's residents.

ECONOMY

Georgia is reportedly behind the national average in employment gains, and Atlanta has higher unemployment than the rest of the state. Because cost of living decreases are noticeable, particularly in Atlanta, inflation is no longer as major a concern as unemployment. Your accomplishments in cutting inflation in half will be appreciatively received, but emphasis should be placed on getting people back to work.

ENERGY

Georgia, being on the major eastern pipeline, was not especially hard-hit during the fuel crisis, and energy in general is not a major concern.

Augusta voters, however, are registering some concern over atomic energy.

ENVIRONMENT

The National Park Service has been considering turning the banks of the Chattahoochee River, which runs through Atlanta, into park lands. If the decision has been made to make the banks a national park, public reception will be extremely positive.

FOREIGN RELATIONS

Concern over the Panama Canal negotiations is growing (especially during the last several days of Reagan's attacks), but it is not as much an issue as is Secretary Kissinger. Sentiment appears not to focus on the Secretary's specific actions (except for a general mistrust over detente), but instead is more of a personal bias in which the Secretary is perceived as too powerful in his conduct of U.S. foreign policy.

There has been no reaction to the Helsinki agreement nor Reagan's criticism of it. Again, interest and comprehension of what transpired is low. No concern currently exists that we supposedly "gave away the chance of freedom for the Eastern European countries."

GOVERNMENT SPENDING

Georgians distrust bureaucracy and dislike government interference. Your vetoes in the context of lessening Federal government controls over the lives of private citizens as well as in the context of cutting Federal spending and reducing individual tax burdens will be favorably received and should be stressed.

HOUSING/CONSTRUCTION

Atlanta had a building boom from 1965 to 1973. The resultant overbuilding of offices, hotels, and private housing has led to a slump and financial hardships for private contractors as well as the owners of the several new office buildings that are vacant. The hardest-hit are the office builders. The hotels are pulling themselves out of their problems, but individual builders are still suffering from uncompleted sub-divisions and houses.

Your veto of the common situs picketing bill, very favorably received in Georgia, stressed how you wanted to prevent creation of new and uncertain conditions which could further difficulties in the construction industry. Additional emphasis should be given to positive Administration initiatives that have been taken to provide recovery in the industry.

### HEALTH

Georgia has internal problems of distributing Medicaid funds throughout the state. The problem is not one of Federal funding, but the disbursement of the funds after they have been granted.

The physical maldistribution problem is still unsolved.

### RACIAL CONDITIONS

Maynard Jackson, the first Black mayor of a major Southern city, was elected in 1973 with the backing of the 55% registered Black voters of Atlanta as well as all the big business support (banks, restaurants, etc.). However, the last several years have increased tensions between the business community and Mayor Jackson. One of the major reasons is Jackson's insistence that all city contracts be "joint ventures" whereby at least one Black company must be included with the white contractors. The Black companies have not always been the most highly qualified, and the business community has raised complaints.

The white population of Atlanta has an attitude which is becoming more and more pervasive -- that the Blacks have taken over the city, are moving into the counties surrounding Atlanta, and city-country consolidation is an increasing possibility. It is also felt that such an attitude is a self-fulfilling prophecy -- as Atlantans predict this outcome, so will that outcome probably happen. Resignation, not uprising, is the general attitude.

### REVENUE SHARING

As elsewhere, state and local officials support of the Administration's position to extend general revenue sharing. The program is not only financially beneficial, but has strong appeal to Georgians' "no strings attached" feelings toward Federal assistance.

### HERMAN TALMADGE

In recent months, Senator Talmadge has been quiet, with no major charges against the Administration or blasts on any specific issues.

### TEXTILES

The Administration's relationship vis-a-vis the textile industry is of continuing concern to Georgians, and should be explored further as to current actions by the Administration as well as possible important problems being experienced by the industry.

TRANSPORTATION

The Metropolitan Atlanta Rapid Transit Authority (MARTA) is currently applying for three grants with UMTA for the purchase of buses and the construction of a rapid rail system.

1. Amendment to grant GA03-0008, the long-range rapid rail construction which involves \$50 million (UMTA has already committed \$800 million to MARTA -- this amendment is requesting \$50 million of those funds).
2. Application for \$935,000 to modify the transit buses with wheelchair lifts and other modifications for the benefit of the elderly and the handicapped.
3. 1976 apportionment of Section 5 of the 1974 National Mass Transit Assistance Act monies of \$3,345 million for the urbanized area.

The Atlanta public is extremely supportive of MARTA. In fact in 1971, they voted to tax themselves an additional 33% in order to share costs for the operation and development of MARTA.

## REAGAN ON THE ISSUES

Ronald Reagan's scheduled April 20-22 visit to Georgia will be his first campaign trip since the formal announcement of his candidacy. He was last in the state in June, 1975, to address the Georgia State Republican Conventions. Reagan's speech at that time did not address itself to any specific state issues, and the text did not vary from his standard GOP after-dinner speech. A good deal of negative publicity did result, however, from Reagan's admitted ignorance of the 1965 Voting Rights Act extension battle in Congress, an issue that was brought up by a reporter in a press conference that followed the dinner.

It is expected that the former Governor will continue to emphasize those issues that he has stressed during the past five weeks. He will undoubtedly pay particular attention in Georgia to defense, military preparedness vis-a-vis the Soviet Union, detente, Secretary Kissinger's role in the conduct of foreign policy, the Panama Canal negotiations, and the growth of both government regulations and Federal spending.

Following is a brief summary of the Reagan position on the key issues included in the Georgia issues overview.

### AGRICULTURE

Reagan has consistently attacked the grain embargo as an example of government interference in the agricultural marketplace. He favors a free market for all farm produce, and has recently described himself as "philosophically" opposed to any government subsidies, although he favors a gradual phasing out of the government's role so that the farmer is not subject to a sudden disruption in the prices for his crops.

### BUSING

Reagan is firmly opposed to a forced busing to achieve racial integration in schools, and he favors a Constitutional amendment to ban the practice if necessary.

### HOWARD "BO" CALLAWAY

Reagan has not made any substantive comment on Bo Calloway's resignation, and it is not expected that he will bring up the issue.

## FOREIGN RELATIONS

Reagan's recent comments on foreign policy have received a favorable response in Georgia. He will undoubtedly continue to personally attack Secretary Kissinger, and criticize detente as a policy in which we receive nothing in return for concessions to the Soviet Union. Reagan is also expected to continue his intensified attacks on the Panama Canal negotiations.

## GOVERNMENT SPENDING

Criticism of the Administration's defense and foreign policy is the only area that has received a stronger response here than Reagan's attacks on Federal spending. He will continue to stress his role as an "outsider" to appeal to anti-Washington sentiment, and also point to his record as Governor of California as indicative of his ability to bring the growth of government spending under control.

## FEDERAL AID TO EDUCATION

Reagan's recent attacks on Federal Aid to Education for taking away local autonomy from school districts did not receive as favorable a positive response as his campaign had hoped. There are numerous Federal impacted areas, mostly surrounding military installations, which rely heavily on Federal support for their school systems.

## RACIAL CONDITIONS

Due to Jimmy Carter's recent problems with the "ethnic purity" comment, Reagan is expected to avoid discussing any racially sensitive issues in Georgia, with the possible exception of busing.

## REVENUE SHARING

Reagan's opposition to revenue sharing is fairly well-known as a result of his controversial \$90 billion plan for reducing Federal spending. The former Governor has criticized it as a means by which the Federal government levies a 'carrying charge' for collecting and distributing tax revenues that should remain in the state. Whether Reagan will attempt to raise this issue in a state such as Georgia is not known at this time.

GUIDANCE

CONGRESSIONAL INPUT FOR CONSIDERATION PRIOR  
TO THE PRESIDENT'S TRIP TO GEORGIA

CAVEAT - FOREIGN AID

The citizens of Georgia and its elected representatives have consistently voiced strong opposition to foreign aid. And, as a corollary, Secretary Kissinger and the atmosphere of detente are a liability to the President. However, the Jewish communities in and around Atlanta and Augusta support the highest level of fundings provided for Israel.

ISSUES OF TOP PRIORITY

Strong National Defense

To avoid the foreign aid issue, the President should come down heavy on the need for a strong national defense. State that the United States defense posture is second to none and that "a strong America will be a free America".

Fiscal Responsibility

This issue has large appeal in Georgia

1. Tax reduction spending ceiling and farmer/small businessman tax proposals should be emphasized.
2. Note the Administration's efforts to cure the recession, curb inflation, and create jobs without resorting to massive Federal programs. Cite favorable statistics and trends.
3. Strongly emphasize the Administration's efforts to correct the abuse of and inequities in the Food Stamp Program. ie. Provide for those truly in need, but forego federal assistance to those who are not in financial trouble. (Senator Talmadge, as Chairman of the Senate Agriculture Committee, has taken legislative initiatives which would address this problem.)



4. The Administration's proposed Revenue Sharing Program is very popular with Mayors. The President's proposal will 1) return government back to the state and local level and reinstitute the viability of state and local government, 2) provide the opportunity for many services to be made available without raising local taxes, and 3) reduce notorious interferences by the Federal government.
5. Continue the strong dual banking systems--maintain competition between Federal and state banks.

## OTHER

### Agricultural Subsidy Programs

Peanut, tobacco and cotton subsidy programs are very popular in the State of Georgia. Secretary Butz, therefore, is unpopular.

### Threat of Organized Labor

Threat of organized labor is of great concern to the citizenry outside the major populated areas. The textile industry, a major industry in Georgia, wants to keep the current right-to-work laws. If asked, suggest that the President say he strongly believes that it is the responsibility for the State to decide whether it should have right-to-work laws. (The Presidential veto of the Common Situs Picketing Bill was favorably received.)

### SBA and FHA Programs

These programs have been well received in Georgia.

Commend Georgia as the progressive/industrialized South which has always manifested rugged individualism, been the bastion for strong defense second to none, and strived to obtain the atmosphere where "making a profit" is viewed in a most favorable light.

THE GEORGE A. TOWNS ELEMENTARY SCHOOL  
SOLAR HEATING AND COOLING EXPERIMENT  
ATLANTA, GEORGIA

The U.S. Energy Research and Development Administration has completed the construction of a large-scale, fully integrated solar heating and cooling system, retrofitted to a 13 year old elementary school in Atlanta, Georgia. The objectives of this experimental research project are:

- To address and solve technological problems incident to the design, construction and operation of a large-scale solar heating and cooling system.
- To demonstrate the economics achievable by use of solar heating and cooling systems.
- To encourage and accelerate the application of solar energy to the heating and cooling of homes and buildings.
- To promote and encourage industry involvement in the design, production and employment of solar heating and cooling systems.
- To decrease national dependence on scarce fossil fuels, and to decrease environmental pollution incident to their use.

Westinghouse Electric Corporation is the prime contractor for the design, construction and analysis of this experiment. Principal Westinghouse associates are the architectural engineering firm of Burt, Hill and Associates, mechanical design engineers Dubin-Mindell-Bloome Associates, and the Georgia Institute of Technology for instrumentation and data collection. Construction was performed by more than ten small business firms in Atlanta, Georgia.

The characteristics of this experimental project are:

- 32,000 square-foot, one-story building.
- 10,360 square feet of PPG solar collectors.
- 13,000 square feet of solar reflector area.
- 45,000 gallons of hot and cold thermal storage.
- 100-ton ARKLA absorption chiller.
- Solar heated domestic hot water.

To provide approximately:

- 60 percent solar cooling.
- 50 percent solar heating.
- 80 percent solar domestic hot water.

The experiment is fully instrumented for detailed performance analysis. Construction methods, control logic, construction and operating costs, and system performance will be thoroughly analyzed, and the findings and recommendations arising out of this experiment will be widely promulgated among designers, builders and manufacturers throughout the country.

The experiment has yielded immediate and tangible utility in the form of a solar heated and cooled school provided to the Atlanta Public School system and to the student and community users. More importantly, the results of this experiment can contribute significantly to the increased utilization of solar energy throughout the country.

GEORGIA O & A'S

## ATLANTA MASS TRANSIT

### Question

Is the Federal government committed to building the rapid transit system in Atlanta?

### Answer

The Department of Transportation has agreed to provide \$800 million toward completion of a viable and useable core part of Atlanta's rapid transit system. Earlier this year a major Federal grant was awarded providing another \$160 million toward on-going construction. This brought the cumulative Federal investment to about \$430 million, and the Federal budget for 1977 anticipates another substantial grant next year. Federal grant assistance has also been provided for major expansion and rehabilitation of Atlanta's bus fleet over the past several years.

JRH  
4/16/76

NEW VA HOSPITAL IN AUGUSTA

- Q. What is the status of the new replacement Veterans Administration Hospital in Augusta, Georgia?
- A. Tentatively July 10 has been set as groundbreaking day for this 420-bed hospital. Spring of 1979 is the projected completion date.

DHL/4/16/76

RICHARD B. RUSSELL DAM  
(Georgia)

Q. What is the status of the proposed Richard B. Russell Dam?

A. I am aware that various public officials and private citizens have voiced different views on the project, and since it is now in litigation, I believe it would be inappropriate for me to comment on the outcome at this time.

Background

The Fish and Wildlife Service is currently developing a wildlife mitigation plan for the Savannah Corps of Engineers to use in requesting authorization to purchase land for that purpose. Although our last report expressed serious concern over the destruction of a high value trout fishery and wildlife habitat losses, the Fish and Wildlife Service has not opposed the project.


GWH/4-16-76

FIRE ANT (Georgia)

Q: As you know, the Fire Ant is a major problem in the Southeast. There have been reports that the only effective deterrent -- Mirex -- has been banned by EPA. What is the Federal Government going to do about the Fire Ant problem?

A: I understand that the Fire Ant is a serious problem to many farmers and people in the Southeast. It is not true that Mirex has been withdrawn from use. It is my understanding that until hearings are completed, Mirex will continue to be used to control the pest. USDA and EPA will continue to assist the concerned States in their Fire Ant control program.

GWH/4-16-76





## PEANUT, TOBACCO & COTTON SUBSIDIES

Q: Why is your Secretary of Agriculture proposing elimination of subsidies, such as are now being paid peanuts, tobacco and extra long staple cotton -- which are important to Georgia?

A: One of the most significant events in this country's economy during the past five years has been the turnaround in National farm policies. At a time when demand for food and fiber has been rising all over the world, our country has moved quickly from a farm policy of restraint to one of full production at market-oriented prices. The only remaining restrictive quotas are on the crops you mentioned.

For production of other crops, farmers are now free to innovate; free to change farming practices or cropping patterns to the most efficient form. Our farmers have the management freedom to grow the crops that will return the most profit -- and those in turn will be the crops in greatest demand, the crops that people want and need.

By removing restrictions, we use the vast resources of America's farm land most efficiently. This helps feed our own population as inexpensively as possible, it helps to make U.S. farm commodities more competitive in the world market, and it helps to feed many people abroad.

### BACKGROUND

For nearly 40 years our government stifled private decision making and limited growth opportunities in U.S. Agriculture. In the mid 60's Congress began to move farm programs away from high rigid price supports. Real progress was made with the Agricultural Act of 1970 and continued with the Agricultural and Consumer Protection Act of 1973.

Not only the farmer, but the entire economy, benefits from a policy of full production at market-oriented prices. Consumers get the advantage of receiving agricultural products at the lowest possible unit cost of production. And the Nation as a whole benefits:

- Taxpayers are no longer paying \$4 billion annually in subsidies to keep farm land out of production and to support farm income as they were just 4 years ago. Government payments to farmers in FY 75 totaled \$946 million, of which \$556 million was made under the Disaster Payment Program for feed grains, wheat and cotton.



- Storage of government-owned grain used to cost taxpayers up to \$1 million per day. Now farmers hold their own grain until they can sell it at an acceptable price, rather than turning it over to the government and depressing the market at a later date.
- Agricultural productivity (output per unit of input) scored a record high in 1975. This is a direct result of farmers not having land diverted by government programs and being free to produce any commodities they desire.
- Net farm income has been at the highest level in history during the past 3 years. This has brought new vitality to rural areas.
- Agricultural products are now competitive in world markets and are this Nation's greatest single source of foreign exchange -- approximately \$22 billion annually. Farm exports have strengthened the U.S. dollar and kept much-needed foreign petroleum and other imports flowing into this country.

PCL  
4/17/76

INTERNATIONAL CONVENTIONS

Q. Will the Department of Commerce U.S. Travel Service support the efforts of the Georgia World Congress Center to attract international conventions?


A. Very vigorously.

4/20/76

LOCKHEED PAYMENTS

- Q. As Lockheed, Georgia, is the largest export firm in Georgia, we are concerned that the recent revelations concerning improper payments abroad will contribute to a loss of exports and jobs. Will you comment?
- A. As you know, I have asked Secretary of Commerce Richardson to chair a cabinet level committee charged with the task of examining the whole question of improper payments abroad. We are also examining this thorny issue with our trading partners in the GATT, OECD and UN. I can assure you that this problem will be resolved in a manner that will preserve the U.S. competitive position in World Trade and end this abuse of the world's trading system.

4/20/76



HUD-OWNED

- Q. What does the Federal Government plan to do about the large number of vacant homes which it owns in the Atlanta Area and throughout the state?
- A. We are very concerned and are desirous of preventing an increase in the inventory. They have asked for the cooperation of the lenders in providing all possible relief for those in financial stress.

With regard to those homes which are presently vacant and are owned by HUD, HUD is making every effort to maintain the homes it owns so that they do not become community eyesores and lower the value of nearby houses, and to sell them to private individuals.

To do this, a concentrated program of repair and sale is under way at the Atlanta HUD Area Office. The Inventory over the past few months has shown a steady decline. During the past year, the property disposition staff of the Atlanta HUD Area Office. The inventory over the past few months has shown a steady decline. During the past year, the property disposition staff of the Atlanta HUD office has been significantly increased and we have every reason to believe that the current trend in the reduction of HUD-owned properties will continue.

EFFECT OF RESID DECONTROL ON PRICES

Question


If the Senate follows the House action and permits decontrol of residual fuel oil will prices go up?

Answer

Residual prices are unlikely to go up for three reasons. First, suppliers of residual oil have for more than a year been reporting substantial surpluses of the product.

Second, for the near term, it is projected that surplus domestic and foreign residual capacity will be there to satisfy any increase in demand.

Third, the exemption of residual oil from price and allocation regulation will provide purchasers the maximum degree of flexibility to shop for the lowest price in the market and will, therefore, significantly enhance competition.



GRS  
4/18/76

## GASOLINE PRICE INCREASES

### Question

Can we expect more gasoline price increases following those announced last week by some major oil companies?

### Answer


Gasoline prices began to decline gradually last September at the end of the high gasoline usage season. Since then, average prices have dropped about 2-1/2 cents per gallon -- because supplies were more than adequate and crude oil prices went down temporarily.

Gasoline prices are now expected to rise by about a penny a gallon as they normally do this time of year when usage increases. In addition, crude oil costs increase in the future as domestic crude costs increase and we are forced to import more high-priced crude oil. These increases in crude prices will mean that gasoline prices will go up about 4 cents per gallon over the next year.

### Background

From September to December, the average price of gasoline dropped slightly more than a penny. After the removal of the supplemental fees on imported crude oil near the end of December, gasoline prices dropped another penny. The new Environmental Policy and Coordination Act, which rolled back domestic crude costs from about \$8.50 per barrel in January to \$7.66 per barrel in February, brought about another one-half penny decline in gasoline prices in March.

The EPCA will permit domestic crude costs to rise by roughly 75 cents a barrel in the coming year. FEA projects that gasoline prices will increase as a result of these higher crude costs by about 4 cents per gallon in the coming year.



GRS  
4/18/76

## OIL AND GAS PRICE DECONTROL

### Question

The Administration has long been on record as favoring the deregulation of energy prices, yet we still have price controls. What are you doing about it?

### Answer

I recently presented to the Congress my first decontrol proposal -- the removal of allocation and price controls from residual oil. This proposal was permitted by the provisions of the Energy Policy and Conservation Act, which I signed in December.

I am pleased that the House indicated its favor of that proposal on April 12 by not disapproving it and am hopeful that the Senate will take similar action when they take it up after the Easter recess.

The decontrol of residual fuel prices is an important first step in implementing the pricing provisions of the EPCA legislation and I intend to fully utilize the powers granted me by that Act to allow normal market activities to return.

In this regard, I would also again urge the Congress to focus immediately on my long-standing proposal to deregulate the price of new natural gas. Such action is imperative if we are to half the wasteful use of this valuable resource and to encourage new production.

GRS  
4/18/76



## OIL COMPANY DIVESTITURE

Q. There seems to be more and more talk in Congress about breaking up the major oil companies. [A bill was reported out by Bayh Subcommittee on April 1, 1976.] You have said elsewhere, I believe, that you oppose the divestiture proposal. Why? And will you veto a divestiture bill if it is proposed?

A. I am very concerned about the thrust of the divestiture bill recently approved by Senator Bayh's Subcommittee.\*

It assumes that, by breaking up a major segment of the oil industry, we can lower prices and increase secure supplies.

I have not seen any evidence to indicate that these results would occur.

If it could be positively shown that divestiture would improve the delivery of secure volumes of oil at lower prices to the American people, I would favor it.

The advocates of the bill reported by the subcommittee have not made that case. There is a good chance that the bill would retard rather than expand domestic production and actually increase our dependence on high priced foreign oil and our vulnerability to disruption from an embargo.

Until it can be demonstrated that divestiture legislation would improve rather than worsen our energy situation, I must oppose such proposals.

Drafted by Zarb/Greenspan  
4/6/76

GENERAL DOMESTIC

## SAVING AMERICA'S CITIES

- Q. Detroit Mayor Coleman Young told the Joint Economic Committee last month that unless something is done quickly to alleviate the fiscal crunch in the nation's cities "we face a national urban crisis that could... plunge this nation into a catastrophic financial depression."

Do you agree that American cities are in dire straits and if so what would you propose to help them?

- A. I am aware of the serious problems facing Detroit and other cities with high unemployment and deteriorating facilities.

My Administration has taken several steps to help correct these conditions. First, and foremost, we have turned the economy around, and now we are seeing encouraging signs of reduced unemployment and increased consumer purchasing. We have supported programs like General Revenue Sharing, and block grant proposals such as the Community Development Program (for which I might add I have recommended full funding) to give the cities the flexibility they need in using Federal dollars to meet their most pressing needs. I have provided funds for summer youth employment, for job training and for public service jobs in the period between now and when we expect the additional reductions in our employment. I have also proposed a program of incentives for private investment in the areas of high unemployment. In addition, if cities like Detroit have special projects under consideration for existing Federal assistance, I will encourage my administration to give top priority in evaluating and assessing these requests.

However, I must offer a note of caution. Dollars alone will not solve problems of Detroit and of other cities, and certainly there are not enough Federal dollars to meet all of the financial requirements of all of our cities. We must take steps at the local and state level, and at the federal level, to rebalance the services and functions of government with its financial capacity. And, we must develop a partnership with the private sector to develop the real and permanent economic opportunities in our cities if we are going to solve this problem in the long term.

4/16/76

SGM

## CABLE TELEVISION

Q: Last Fall, the Domestic Council Review Group on Regulatory Reform (DCRG) held a series of meetings with interested industry representatives and public interest groups on the subject of de-regulating cable television. Why hasn't this effort produced legislative initiatives similar to those developed for the transportation industries? Has the Administration retreated from involvement in this issue as a result of opposition from the broadcast industry?

A: For the past six months a DCRG working group has reviewed FCC regulation of cable television as part of its overall reform effort to remove "anti-competitive" regulation. That effort has produced more questions than answers about the impact of the de-regulation of cable. More research is necessary to assess the effect on consumers of removing FCC restrictions. The Administration will continue its study of this matter and hopes that interested public service institution, the industries involved and the FCC, itself, will help undertake some of this research.

### Background

Proposals to limit FCC regulation of cable television have circulated for years. President Nixon's Cabinet Committee on Cable Communications issued a report recommending cable de-regulation early in 1974.

For the past six months, a DCRG task force has been working to develop specific reform proposals for cable de-regulation. The House Subcommittee on Communications recently produced a report recommending drastic changes in the Federal regulation of cable and announced plans to hold two week hearings this Spring. (Chairman Torbert Macdonald's illness apparently has prevented this.) The Senate Communications Committee has also expressed an interest in holding hearings on cable. The FCC has reduced its regulation of cable in recent months, but several court cases are pending that challenge the remaining FCC regulation of cable.

The Domestic Council task force held a series of meetings with all the industries and special interest groups concerned with cable television in October and November. Subsequently, a panel of leading economists in the field of communications was convened by the task force to examine and make recommendations on this issue.

The DCRG's findings to date are that available data is insufficient to forecast the effects of cable de-regulation on (a) the cable industry (b) broadcasters or (c) consumers. Additional areas of study have been outlined in a memorandum from Paul MacAvoy to the DCRG

## LOW-INCOME HOUSING

Q: How do you propose to house low-income Americans?

A: It is the policy of this Administration to assist low-income families in obtaining decent homes and suitable living environments through programs which:

- maximize freedom of choice by offering a subsidy directly to the low-income family;
- emphasize the use of existing structures rather than new construction so that more families can be assisted with a given amount of Federal resources.

The Department of Housing and Urban Development has a new program which addresses the housing problems of low-income families. This new program, the "Section 8 program", authorizes the Federal government to pay the difference between the fair market rent and the portion of that rent that is affordable by the tenant.

### Background

#### Administration Actions

President Ford signed the Housing and Community Development Act of 1974 on August 22, 1974. This Act established a new Section 8 program of housing assistance for low-income families which authorizes the Federal government to pay the difference between (i) the fair market rent and (ii) a portion of such rent -- between 15% and 25% of the gross income -- affordable by the tenant. This new program has the following advantages over the old subsidized programs:

- the lowest income families can be reached since subsidy payments cover the difference between what a family can afford and what it costs to rent the unit;
- freedom of choice is increased because tenants are free to choose their own housing units and are not forced into subsidized housing projects;
- costs can be better controlled through the use of rent levels prevailing in the private market.

President Ford's 1977 budget authorizes HUD to enter into subsidy agreements with up to 400,000 families.

FLM  
4/8/76

## ETHNIC PURITY

- Q. Can you tell us your response to Governor Carter's statements about "ethnic purity"?
- A. As the Governor himself has recognized, that was an unfortunate choice of words. Neither he nor I nor any other candidate, I believe, would use those words to describe our policies.

Basically, I believe that our ethnic heritage is one of the greatest treasures our nation has, and the powers of the government should never be misused to destroy that treasure.

At the same time, I am firmly opposed to racial discrimination against individual American citizens who are seeking to buy or rent a new home. Their rights are protected by law, and as President, I will continue to enforce the laws.

Under the law, the Federal government also has a responsibility to assist State and local governments in meeting the housing needs of their low-income citizens, as determined by those governments. That law shall also be enforced.

Over the long run, I believe that the key to improving the quality of housing for our low-income citizens is a growing economy -- an economy that will provide better paying jobs without devastating inflation. This is the central goal we are pursuing in this Administration, and if we stick to our policies, it is a goal that is attainable.

(Note: You may wish to be generous toward Carter with remarks such as:

As the Governor himself has fully recognized, that was an unfortunate choice of words. It really seems like a slip of the tongue made in the tension and exhaustion of a campaign. Personally, I sympathize with his view that he should be judged on his record -- not on the basis of one ill-chosen remark.

PROS: Shows a President above the battle; shows understanding where others are villifying; recognizes that most people are going to forgive him anyway.

CONS: Might ease Carter's problem in winning Pennsylvania and beating HHH; might insert GRF too far into controversy.)

## HOUSING INDUSTRY

Q: What is the Administration doing to help the housing industry recover from its recent slump?

A: I have asked for funds in my FY 77 budget to supply additional housing for 500,000 families. These programs will expand housing opportunities, spur construction and help to house moderate and low-income families.

Although 1975 was a disappointing year in the housing industry, current trends indicate that housing construction is beginning to pick up like the rest of the economy. My Administration will work to provide the proper financial and regulatory climate to assist this upturn.

### Background

The Housing and Community Development Act of 1974 was signed on August 22, 1974. This Act increased the availability of mortgage credit by:

- extending all of the unsubsidized FHA insurance programs until June 30, 1977;
- increasing the size of mortgages that can be insured by the FHA -- from \$33,000 to \$45,000 for single family homes;
- increasing the size of mortgage loans by savings and loan associations -- from \$45,000 to \$55,000 for single family homes;
- increasing the size of mortgage loans that can be purchased by the Federal National Mortgage Association and the Federal Home Loan Mortgage Corporation -- from \$35,000 to \$55,000 for single family homes;
- increasing the size of mortgage loans that could be purchased by GNMA -- from \$33,000 to \$38,000 for single family homes;
- lowering the down payments required on FHA insured mortgages.

The Emergency Home Purchase Assistance Act of 1974 was signed on October 18, 1974. This bill authorizes the Government National Mortgage Association within the Department of Housing and Urban Development to make commitments up to \$7.75 billion at predetermined interest rates to purchase mortgages on both new and existing homes, which are not insured by the Federal Housing Administration or guaranteed by the Veterans Administration -- the so-called "conventional mortgages" which comprise about 80% of all mortgages. The advantage of the plan is that with the GNMA commitment, the homebuyer, the builder and lender have an insured source of financing at a known, favorable interest rate. The cost to the government is limited to the loss which GNMA realizes if its selling price for the mortgage is less than the original purchase price.

The Secretary of Housing and Urban Development released the remaining \$2 billion in mortgage purchase authority available to GNMA on June 24, 1975.

The Emergency Housing Act of 1975 was signed on July 2, 1975. This Act includes provisions for addressing the mortgage foreclosure problem, and expands the mortgage purchase programs of GNMA recommended by the President.

S. 1281 was signed on January 1, 1976. This bill:

- extends until March 1, 1977, the authority of various Federal agencies to regulate interest rates paid on certain deposits in financial institutions;
- extends the authorization of the National Commission on Electronic Fund Transfers for two years beyond the confirmation date of its chairperson;
- requires depository institutions making federally-related mortgage loans to compile and make available to the public and Federal regulatory agencies certain information regarding the number and dollar amount of mortgage loans originated or purchased by each institution by census tract.

FLM  
4/8/76



## ECONOMIC OUTLOOK

Q. How would you interpret recent economic news and what effect does it have on the economic outlook?

A. The recent economic news has been very good. Consumer prices have risen more slowly in recent months and wholesale prices have been stable over the past 4 months. However, this is partly the result of declines in food and energy prices which are not expected to continue for long. Therefore, while progress has been made on reducing inflation, we should guard against too optimistic an appraisal.

The unemployment rate has dropped sharply in the last 2 months and is now 0.7 percentage points lower than its December level. In part this is a result of the continued growth of the economy. We expect further declines in the unemployment rate though not as rapid as those of the past 2 months. We continue to expect the unemployment rate to be in the 7 to 7.5 percent range by the end of this year, though the recent declines have made it more likely we will be near the lower end of the range.

The recovery is now almost a year old and is on target, the outlook is good, and we are laying the foundations of a solid and durable expansion in the economy. Real growth should be in excess of 6 percent in 1976 and 1977 should also be a good year as consumer and business confidence increases.

The dangers of too much fiscal expansion are much greater than the dangers of too little. It is difficult to reduce spending and increase taxes if the economy begins to overheat. On the other hand, the experience of 1975 indicates that prompt tax reductions are possible and effective if economic growth slows. Thus, the Administration budget is appropriate as the basis for a solid and durable expansion.

April 1, 1976

## MONETARY POLICY

- Q. Has monetary policy generally been supportive of the Administration's goals of a sustained recovery and a reduction in the rate of inflation?
- A. You may recall that last year, when the Federal Reserve announced its money supply targets for the coming year, some economists and Members of Congress voiced concern that the projected growth rates were too low--that they would mean sharply rising interest rates and a threat to a successful recovery. The Federal Reserve, on the other hand, believed that the rates of growth of money and credit that they had set would be sufficient to finance a strong recovery while not rekindling inflationary pressures.

The Federal Reserve has turned out to be the better judge. The average rates of growth of the money supply over the last 12 months have been within the ranges set by the Federal Reserve. The resulting growth in money and credit has clearly turned out to be sufficient to finance the strong pace of economic recovery that we have experienced. Short-term interest rates have not risen as was predicted. Long-term interest rates have been falling more or less steadily since September of last year and are at the lowest levels since early 1974. At the same time, the growth in money and credit clearly has been consistent with a moderation in the rate of inflation.

April 1, 1976

## JOINT ECONOMIC COMMITTEE REPORT

Q. The JEC has recently published a report advocating much higher government spending in 1977 and calling the Administration's budget so restrictive that it "would mean a very sharp shift toward recession while the economy remains underutilized and unemployment remains about 7 percent." The Congressional Budget Office reaches a similar conclusion. Would you comment?

A. The differences between the Administration and Congressional views reflect sharp differences in our forecasts about the strength of the private economy. My economic program is based upon an expectation of significant growth in private spending. As the inflation rate declines, consumer and business confidence improves. Consumers are more willing to make major purchases and firms are more willing to make investment expenditures to increase our productive capacity. This leads to expanded production and increases in permanent productive jobs in the private sector.

Large increases in government spending at this time present many risks. First, they may trigger an increase in inflationary expectations that would hurt consumer confidence and lower private spending. This could also deter and delay needed investment expenditures to expand capacity and meet our goals of energy independence and environmental control. Second, such increases in spending would lead to even larger expenditures later when the economy is nearer full-employment and thus pose a danger of renewed inflation. Third, we have seen that attempts to create jobs quickly in the government sector are expensive and inefficient and no real substitute for the creation of productive jobs in the private sector.

April 1, 1976

## TERMINATION OF GI BILL

Q. Why are you trying to end the GI Bill program of education benefits for post Vietnam-era veterans?

A. The whole idea of the GI Bill program, from its creation after World War II, has been to help veterans readjust to civilian life and to get the chance for further education which they lost when called to serve their country. And it has served that purpose. What I have proposed, however, is that the benefits of this program should not extend to those who serve in an all volunteer army in time of peace. This proposal is entirely consistent with actions taken after World War II and the Korean conflict and with the rationale for having a special program for those whose life is disrupted by the need to serve in time of war.

I want to emphasize that my proposal would not take any benefits away from those who have already earned them, including those presently serving in the armed forces.

I want to point out, too, that the Department of Defense supports programs which offer educational opportunities for those on active duty.

### Background

The House last fall passed a measure which would terminate the GI Bill. The Senate has taken no action.

DHL/4/6/76

## GI BILL BENEFITS ENDING

- Q. Do you think it is fair that veterans who are presently enrolled in courses should have their benefits terminate this semester even if they have not completed their course of study?
- A. What you are referring to is the fact that GI Bill benefits for those who served between the Korean War and the war in Vietnam end this Spring.

The GI Bill was never intended to create a life long opportunity for education benefits. Rather, it was designed to help veterans readjust to civilian life. Veterans currently have ten years in which to use their GI Bill benefits. That is a pretty long period of time. Two years ago that period was extended from eight to ten years, so not only is it a long time but it has already been extended once and no one should be taken by surprise at the fact the benefits for that group of veterans are ending.

I recognize that however logical the reasons the program cannot provide benefits indefinitely may be, it is still difficult for the individual whose benefits are terminating. I am pleased in that regard that officials of the Veterans Administration and the Office of Education are working together to provide veterans whose benefits are ending with information about other government programs which provide student assistance.

### Background

Some have suggested, either as a matter of fairness or out of concern for the impact on the economy if 500,000 veterans have to leave school, that those presently enrolled be permitted to use up their GI Bill benefits beyond the ten year period. OMB and the VA estimate that over the next two years such a change in the program would cost in excess of \$1½ billion.

## SOCIAL SECURITY

Q: What are you doing to prevent the Social Security system from going bankrupt?

A: The value of the Social Security system is beyond challenge. I am concerned, however, about the integrity of the Social Security trust fund that enables people to count on this source of income. I am concerned because the system now pays out more in benefits than it receives in tax payments.

To prevent a rapid decline in the Trust Fund over the next few years I had to make a very difficult decision. I am proposing a small payroll tax increase of three-tenths of one percent each for employees as well as employers of covered wages. The alternative would have been to limit expected increases in retirement and disability payments. This proposed tax increase will help to stabilize the Trust Fund so that current and future recipients will be fully assured of receiving the benefits they are entitled to.

The Social Security system is also facing long-term financing difficulties. I will shortly be sending legislation to the Congress that addresses the long term problem and proposes changes to correct a flaw in the Social Security law. If left unchanged this could lead to unstable benefit levels in the future. My long-term proposal would generally stabilize future benefit levels in relation to future wage levels and, in so doing, would reduce the estimated long term problem by nearly one-half.

With regard to the rest of the long term financing problem -- most of which does not arise until after the turn of the century -- I am recommending that action be taken only after public policy makers in both the Administration and the Congress have had an opportunity to evaluate the situation in the light of the legislation that is adopted and to assess fully the long range implications of emerging economic and demographic trends.

SCM  
4/1/76

## SOCIAL SECURITY

Q: It seems unfair that someone who has contributed to Social Security all his or her working life is denied benefits if they continue working after they are 65 and if their income exceeds an arbitrary amount. Have you any plans to request a change in that provision of the Social Security laws?

A: As you know, Social Security cash benefits are intended to provide protection against the loss of income from work due to retirement in old age, disability or death. When a loss of income from work occurs because of retirement in old age, for example, retirement benefits are payable as a partial replacement of the worker's earnings. The earnings test is used to determine that such a loss has actually occurred.

Under the test, if a beneficiary under age 72 earns more than the annual exempt amount (\$2,760 in 1976), \$1 in benefits is withheld for each \$2 of earnings above that amount. Regardless of his annual earnings, a beneficiary may receive full benefits for any month in which his earnings do not exceed the monthly exempt amount (\$230 in 1976).

Let me point out that the annual amount that Social Security beneficiaries can earn and still receive all of their benefits now rises automatically each year to take account of increases in general earnings levels. I would not favor at this time any additional increases in the earnings limitation.

Proposals which significantly raise the annual amount that beneficiaries can earn and still get all of their benefits are extremely costly to the program. Yet they benefit only a small minority of Social Security recipients. I do not believe that this sort of proposal, particularly at a time when the cost of the Social Security program is higher than the revenue it takes in, is in the best interest of the beneficiaries or the public.

I am, however, proposing legislation to make changes in the retirement test to provide more equitable treatment for those beneficiaries who do work. I propose to eliminate the monthly test of retirement now in the law and to substitute an annual exemption. This change will be much simpler and easier to understand.

SCM  
4/1/76

## WELFARE COSTS

Q: What is the Administration doing to alleviate the ever-mounting costs of welfare programs and the high rate of abuse and cheating?

A: We are very concerned about the high costs of welfare programs. Federal and State governments are jointly striving to reduce the increase in costs and abuse. The Department of Health, Education, and Welfare has had a Quality Control program in effect for more than a year. With State cooperation, it is effectively removing the unqualified from the rolls and reducing payment error ratio.

About a week ago, HEW Secretary Mathews also announced the beginning of a major Federal-State campaign to reduce fraud and abuse by providers in the Medicaid program. Much study has occurred the last couple of years on welfare reform. Several welfare reform concepts are being considered and, hopefully, a logical and effective plan will resolve.

### Background

It is estimated that Medicaid fraud and abuse amount to \$750 million annually. HEW's campaign to eliminate fraud and abuse should result in a great reduction in costs. HEW has a staff of 1,000 auditors, a Medicaid Fraud and Abuse Unit of 108 people in the Medical Services Administration, and a criminal investigative component of 74 investigators to carry out the campaign. Federal and state examiners will identify fraud and abuse and help States develop management systems to permit early detection of illegal operations.

In Texas, substantial strides have been made in locating and eliminating ineligibles from the rolls and reducing error rates.

SCM  
4/6/76



TITLE XX - CHILD DAY CARE SERVICES

Q: What is the current situation in regard to enforcement of the child day care staffing standards under Title XX of the Social Security Act?

A: Title XX, as passed by Congress in 1974, specifically prohibits use of Federal funds for social services day care that does not meet Federal requirements. On October 21, Congress postponed enforcement of the staffing standards for children between six weeks and six years of age in group care and child day care centers until February 1, 1976.

The Congress recently passed and sent to me H.R. 9803, a bill on child day care services under Title XX. We have consistently opposed this bill because it would perpetuate rigid Federal child day care standards and would make these services more costly to the taxpayer without making them more widely available. I vetoed this bill on April 6 with the recommendation to the Congress that they take action to extend until October 1, 1976 the moratorium on imposition of Federal child day care staffing standards that it voted last October. This would give the Congress ample time to act on my proposed Financial Assistance for Community Services Act, introduced as H.R. 12175 and S. 3061, under which States would establish and enforce their own day care staffing standards and administer their social services programs in ways they believe will best meet the needs of their citizens.

SCM  
4/6/76

## HUMPHREY-HAWKINS BILL

Q: Why does the Administration not endorse the Humphrey-Hawkins Full Employment Bill?

A: The Humphrey-Hawkins Bill (S. 50 and H.R. 50) sets an unemployment rate target that is unrealistic and would require policies contrary to our three primary objectives of increasing permanent jobs in the private sector, moving towards price stability and setting into motion the forces that will generate economic growth.

### 1. Full Employment Target

The bill states that the unemployment rate under conditions of full employment should be 3.0 percent, and that this target is to be reached in four years. Among persons age 20 and over, an unemployment rate of 3.0 percent or less has been reached in the post-World War II period only during war time, 1951 to 1953, and 1966 to 1969. These were years when there was a substantial increase in Government spending and very strong inflationary pressures. Moreover, the unemployment rate was low in these years because of the large increase in the size of the armed forces (an increase of about two million for the Korean War and about one million for the Vietnam war), thereby withdrawing from the labor force a substantial proportion of men age 20 to 24 who tend to have higher unemployment rates than older men. In short, very strong inflationary pressures would be needed to achieve the Humphrey-Hawkins bill target of a 3.0 percent adult unemployment rate.

### 2. Job Creation Programs in S. 50

The bill proposes to reach the 3.0 percent target through public service employment and public works project for youths and for adults who cannot find regular employment.

Because State and local governments tend to use a large proportion of public service employment funds to finance job slots that would exist in any case, the net addition to employment from those programs is not large.

Moreover, those hired for public service jobs are generally not those workers who have the greatest employment problems. They are not the hard core unemployed--those who

have been unemployed for long periods of time--generally because they are less skilled than other workers. Public service jobs have tended to go to those out of work with the brightest employment prospects rather than to those with the most difficult employment prospects. Not least, public service jobs add little to the productive output of the economy.

Public works projects also are fraught with difficulties. Most projects require long lead times and are expensive to terminate quickly. They tend to become operative long after recovery has gotten underway and the need for employment boosting programs may have passed.

Porter  
April 1, 1976

FOREIGN AFFAIRS/DEFENSE

4/19/76

PANAMA CANAL NEGOTIATIONS

Q: In Dallas you said that the United States would never give up its control of the defense or operation of the Panama Canal. But Ambassador Bunker has testified that you instructed him to negotiate giving up both the Canal and the Canal Zone. Can you explain this contradiction?

A: Let me explain what the Panama negotiations are all about.

The original Panama Canal Treaty has been revised a number of times to accommodate to changing conditions. The United States interest has been, and remains, assuring safe passage of ships through the Canal. A series of developments, culminating in the deadly riots of 1964, convinced President Johnson that the present treaty was no longer adequate to preserve U.S. interests in the Canal and in Latin America. He undertook negotiations in 1964 and they have been continuing with a few interruptions ever since.

The issue involves not just Panama. All of Latin America feels strongly on this issue. They consider these negotiations a test of American willingness to deal with Latin America on a basis of equality and respect.

Our objectives are clear -- to achieve an agreement in which our interests in the defense of the Canal and in its operation are fully safe-guarded but which will avoid a situation in which all Latin America will be united against us on that narrow issue.

Such a treaty arrangement may not be possible. And we will defend our interests in the Panama Canal against all of Latin America if we must. But we owe it to ourselves and to our relations with our neighbors to the south to try to achieve our objectives in a cooperative manner. That is my policy and I intend to stick with it.

The United States will not surrender its interests in the operation and defense of the Canal. We are instead seeking the best way to preserve them -- in an atmosphere of partnership rather than confrontation. Any agreement negotiated will be submitted to the Congress for its approval and we continue to consult closely with the Congress as negotiations proceed.

4/18/76

LEBANON- U. S. SHIPS IN THE EASTERN MEDITERRANEAN

Q: What about reports of a U. S. naval build-up in the Eastern Mediterranean off the coast of Lebanon?

A: U. S. naval ships at present in the Eastern Mediterranean are there for possible assistance in the evacuation of American citizens should the situation in Lebanon deteriorate to the point such action became necessary to protect American lives.

4/18/76

JORDAN -- INTEREST IN SOVIET AIR DEFENSE?

Q: There are reports that Jordan will turn to the Soviets for an air defense system because the HAWK purchase has fallen through for lack of Saudi funding. Are you concerned and have you cautioned the King against turning to the Soviets?

A: I have full confidence in our relations with Jordan and with King Hussein. We had very good discussions during his recent visit here on ways to further strengthen our ties, including our on-going economic and military assistance programs. Our discussions with Jordan on an air defense system have not terminated. The funding aspects are complex, but discussions to resolve the issue are continuing.



4/18/76

U.S. POSITION ON SYRIAN TROOPS INSIDE LEBANON

Q: Secretary Kissinger has admitted that Syrian regular troops are in Lebanon. If we are opposed to outside intervention, what are we going to do about it?

A: It is true that there are some Syrian military units inside Lebanon particularly in the Lebanese-Syrian border area. We have stated that we do not favor outside intervention in Lebanon; however, when one looks at the nature and the intent of what Syria has been doing in Lebanon, the Syrian role has been constructive. We continue to strongly support a political resolution of the present tragic crisis in Lebanon and to oppose intervention which could result in military confrontation or a Middle East conflict.

Q: What about Prime Minister Rabin's warning to Syria? Has the United States sent similar warnings? What is the "red line," the breaking point for Israel where Syrian military action is concerned?

A: I would not want to interpret what Prime Minister Rabin may have meant. However, it is obvious that the situation is -- as it has been for some time -- sensitive and dangerous. Thus far, both Syria and Israel have behaved with restraint and we hope that will continue. We are continuing to do our best to encourage responsible behavior by all concerned parties and to help bring about an end to the violence and a political solution for Lebanon within the framework of an independent, unified country.

4/18/76

SALT

Q: We understand that the Soviets have recently replied to a new U.S. SALT proposal. On the basis of that reply, how do you see the prospects for a new SALT agreement this year?

A: We are continuing to work toward conclusion of a new SALT agreement. The recent exchange of views to which you referred provided further insight into the positions of both sides on the unresolved issues. I would prefer not to speculate on when the remaining issues will be resolved. I can assure you that we shall continue to make every effort to obtain a satisfactory agreement. We are not going to rush to meet any deadline on a matter which is so important to our national security interests, but neither will we be dissuaded by demagogic or irresponsible comments made for political effect.

4/18/76

TRANSITION QUARTER FUNDS FOR ISRAEL

Q: Why are you continuing to oppose TQ funds for Israel given Israel's needs? Is it true that Secretary Kissinger did not oppose additional TQ funds for Israel but that you overruled him?

A: The money I requested for the upcoming fiscal year, including the transition quarter, is judged to be adequate not only for Israel but for all governments to whom we are extending security assistance in a time of extreme U. S. budget austerity. Assistance levels were most carefully considered by me and all agencies concerned with this issue. In the case of Israel, our aid has increased substantially over the past few years. We provided some \$3 billion in the year and a half between October 1973 and July 1975. I have requested \$2.3 billion alone for FY 76 and close to \$2 billion for FY 1977. By all accounts, these are very substantial sums, reflecting the strength of my commitment and that of the Administration to Israel's security. My position also reflects the needs to maintain fiscal discipline in all areas at a time when we have many other pressing current needs and an overriding requirement for budget discipline.

My position on TQ funds is the Administration position and is shared by all agencies.

4/18/76

DEFENSE BUDGET

Q: A few weeks ago you warned the Congress that you would veto the military appropriations bill should it contain major reductions from the budget levels you requested. Do you still stand by that statement?

A: I have repeatedly indicated my concern that we must increase the purchasing power of our defense dollar and insure the continued strong capabilities of our forces through necessary modernization and improvement. I am pleased to note that initial Congressional action on my FY 1977 budget proposals indicates that a majority of the Congress seems to agree.

I will continue to emphasize that we must reverse the trend of recent years of reducing defense budgets.

4/18/76

NEW POLICY TOWARD VIETNAM

Q: Does your willingness to hold talks with Vietnam indicate a fundamental change in your policy toward that country? Are you willing to provide aid to North Vietnam? How do you view the Paris Agreements?

A: Our policy is not changed. It remains as I stated it in my Pacific Doctrine speech -- that we are prepared to look to the future and not the past in dealing with Vietnam. But, I emphasize, our policy will be largely dictated by Vietnam's actions toward us and toward its neighbors.

Regarding aid, we continue to believe that the responsibility for providing reconstruction aid lies with those countries that provided the means for the Communist takeover of South Vietnam. I frankly do not see any possibility for a U. S. contribution.

4/18/76

NIXON LETTER ON AID TO NORTH VIETNAM

Q: Hanoi media on April 16 quoted parts of President Nixon's February 1, 1973 letter to the Premier of North Vietnam, in which he stated the U. S. would provide postwar reconstruction aid to North Vietnam and that preliminary studies indicated the appropriate range of such aid would be about \$3.25 billion over five years. Is this a correct reading of President Nixon's letter? And, if so, are we now refusing to provide aid which Nixon promised to the North Vietnamese?

A: It is totally incorrect to say that the United States made any secret pledges outside the Paris Agreement that we would provide a specific amount of aid to North Vietnam. President Nixon's February 1, 1973 message to Premier Pham Van Dong indicated only the initial range in which we were thinking of providing postwar assistance within the provisions of the Paris Agreement. President Nixon's message also stipulated that we would have to follow our Constitutional process in any implementation of this part of the Accords. In other words, the Congress would have to approve any financial assistance to North Vietnam.

North Vietnam was also aware that our aid was predicated on its observing the cease-fire. In June 1973, when it became clear that North Vietnam had no intention of living up to the Paris Agreement, we suspended any consideration or discussion of providing aid.

4/18/76

NIXON LETTER MENTION OF \$3.25 BILLION AID TO VIETNAM

Q: Did the Nixon letter in fact mention the figure \$3.25 billion?

A: At the time of the signing of the Paris Accords, we were discussing with the Vietnamese the possible levels of assistance we were willing to consider. At that time, we indicated that we thought that a figure in that range over the years would be adequate to meet their reconstruction needs. These discussions were, of course, subject to the consent of the Congress in accordance with our Constitutional processes, and to the compliance by the Vietnamese to the Paris Accords.

4/18/76

COMMUNIST PARTICIPATION IN WESTERN GOVERNMENTS

Q: Why does the United States oppose the participation of Communists in NATO Governments?

A: A Communist government or coalition government including Communists would raise serious questions about that country's role in NATO. Communist participation in NATO governments would change the character of the Alliance. Past actions and statements by European communists demonstrate that their influence in Allied Governments would seriously hamper Western defense efforts essential to Europe's freedom and to international stability. Additionally, the commitment of the American people to defend European freedom would be deprived of the moral basis on which it has stood for 30 years.

Q: Does this policy represent intervention in the domestic political affairs of our allies -- as French leaders have charged in recent days?

A: While decisions on domestic political affairs must be made by the voters of the countries concerned, the other members of the Alliance cannot close their eyes to the fact that Communists in Western Europe have long advocated programs and values detrimental to NATO and to our mutual defense. It is the inevitable impact of such developments on the North Atlantic Alliance which is of concern to us.



U. S. POLICY TOWARD EASTERN EUROPE

Q: Mr. President, there have been news reports in recent days that senior officials of your Administration have urged a policy of encouraging the Soviet Union to take over Eastern Europe once and for all because such an "organic union" would lessen Soviet insecurity in that area and thereby promote stability. Is this your policy or do these reports presage a change in Administration policy? Do you support these views?

A: When I was in Milwaukee on April 2, I had the welcome opportunity to reaffirm my policy toward the nations of Eastern Europe.

Let me again state that policy. The United States strongly supports the aspirations for freedom and national independence of peoples everywhere -- including Eastern Europe.

I have spoken out against hegemonial aspirations by any power and have made that policy a part of formal written diplomatic documents.

I have made official visits to Eastern European countries and invited Eastern European leaders here to underscore that policy. It is a policy we will pursue with patient persistence and from which we will not waiver.

My record is clear -- it is a record I am proud of.

4/18/76

SECRETARY'S TRIP TO AFRICA

Q: The Secretary of State has announced his upcoming trip to Africa. Would you share with us your instructions to him for this trip?

A: For some time Secretary Kissinger and I have been interested in his making a personal tour of Africa. He will be meeting with ranking officials in seven countries in East and West Africa (FYI: Kenya, Tanzania, Zambia, Zaire, Ghana, Liberia, Senegal) to exchange views on bilateral and international matters. In addition, he will visit Kenya a second time at the end of his tour to address the fourth session of the United Nations Conference on Trade and Development (UNCTAD). The trip will give the Secretary an excellent opportunity to discuss in detail southern African humanitarian concerns and economic development in Africa. He will be discussing what support the United States can give to the aspirations of African nations and the avoidance of great power interference in African affairs.

This trip is in keeping with my Administration's resolve to develop and strengthen our relations with the nations of Africa.

Q: Will he raise the question of Rhodesia where Cubans confront a white Rhodesian minority?

A: We have no confirmation of reports of Cuban troops in Rhodesia, but such an eventuality would be grave indeed. We are encouraged by signs we see that others would share our concern should the Cubans

meddle in the Rhodesian situation. Secretary Kissinger will have an opportunity to discuss the Rhodesian question with key leaders in the area. He will reiterate in the strongest terms our support for majority rule in Rhodesia and our hope that a solution will be pursued expeditiously by both sides.

HONORARY CITIZENSHIP FOR ALEXANDER SOLZHENITSYN

Q: Mr. President, there is currently a bill before the Congress that would make Alexander Solzhenitsyn an honorary citizen of the United States. Will you support this bill?

A: I share with all Americans the highest respect and admiration for Alexander Solzhenitsyn as a man of courage and as an author whose world-renown literary talents have won him the Nobel Prize for Literature. He is one of a number of greatly talented and brave men who, since the 1930s, because of circumstances in their own countries have come to the free countries of the West.

The United States values the talents of these men and women -- musicians, authors, dancers, scientists, scholars and artists. -- Our nation for two hundred years has opened its doors to the oppressed. In turn, their contributions to our cultural and spiritual heritage have been of lasting importance.

Honorary American citizenship is the highest honor the United States can bestow. In fact, it has been conferred only once in two centuries -- to Sir Winston Churchill. I believe it would be more appropriate if we were to recognize and honor people of great talent, such as Mr. Solzhenitsyn, in other meaningful ways consistent with their special talents. In this regard, I was pleased to note that the Freedoms Foundation included Mr. Solzhenitsyn among the recipients of its awards only a few weeks ago.

MEETING WITH SOLZHENITSYN

Q: Mr. President, we understand Alexander Solzhenitsyn will again be coming to the United States on a lecture tour. Will you meet with him?

A: Some months ago, I indicated that I would be pleased to meet with Mr. Solzhenitsyn should he wish such a meeting, and that continues to be my view. There are no plans for such a meeting at present.

US-USSR RELATIONS

Q: Mr. President, with regard to our relations with the Soviet Union, several of your opponents -- both Democratic and Republican -- have charged that detente has become a one-way street, that the Soviets have used this period of improving relations in fact to extract one-sided concessions from the United States, to push us back to second place status in military strength, and to exploit the relationship for U. S. grain and technology while engaging in activities in Angola and elsewhere contrary to our interests and to the spirit of a more stable relationship. Would you respond to these charges and, in light of your dropping detente from your vocabulary, explain your policy toward the USSR?

A: At the outset, let me remind you that the United States is the strongest nation on earth. Our military might is unmatched. Our economic and technological strength dwarf any other. Our heritage as a democracy of free people is envied by hundreds of millions around the world. In virtually every aspect of human endeavor, we are the most advanced country anywhere.

That the Soviet Union is a growing superpower is an historical fact. It is not the result of any single American decision or of American policy in general. Because we and the Soviets are political opponents and military rivals, the US-Soviet relationship in this nuclear age has the most profound implications for global survival. When I use the term "peace through strength" to describe our approach to the US-Soviet relationship, it is not because there has been a change in U. S. policy -- it is because I want the basis for that policy to be clearly understood.

\* \* \*



It is my policy first and foremost to assure the security of this nation by maintaining our national defense at the level required. It is also my policy to move beyond confrontations and crises to develop a more stable relationship with the USSR, but at the same time to prevent Soviet expansionism.

There is no give-away, no one-way street. In the Berlin agreements, the SALT agreements, the Middle East, and the grain sales, we received real, tangible gains. We pursue this policy because it is in our national interest to do so. Let's look at the facts:

-- Strategic Arms. The first agreements froze the Soviet missile build-up, while stopping no US program. The Vladivostok agreement will cap the growth of Soviet and American nuclear weapons at equal levels, causing the Soviets to reduce. We have avoided a very costly and strategically futile ABM race. All of this is clearly in our interests; our security is fully safeguarded in this process.

-- Trade. In trade, we have reached agreements on grain assuring income to American farmers and the enormously productive U.S. agricultural sector, earning foreign exchange for our economy (\$2 billion last year) and protecting American consumers from fluctuations in grain prices due to Soviet actions in the international grain market. East-West trade runs to 43 billion,



and our share is less than 10 percent, mostly in grain; and we remain vigilant to ensure that US-Soviet trade does not affect our national security interests. Our country benefits -- in jobs and dollars -- from the sale of goods to the USSR. This is not a give-away; it is in our interests.

-- The suspicions and rivalries of more than a generation cannot be swept away in a short time. Our political rivalry and military competition with the Soviet Union will continue. We must be willing to practice both firmness and conciliation, resisting expansionist drives, but shaping a more constructive relationship as we can. There is no responsible alternative.





REVENUE SHARING

GENERAL REVENUE SHARING PAYMENTS -- GEORGIA  
(in millions)

	Total State & All Local Governments	State Gov't.	Counties	Municipalities
Actual Payments to Date as of 1/5/76	\$ 493.0	\$ 164.4	\$ 189.1	\$ 139.5
Estimated Payments Under Existing Pro- gram--thru 12/31/76	\$ 629.2	\$ 209.8	\$ 239.4	\$ 180.0
Projected Payments Under President's Proposal (1/77-9/82)	\$ 830.1	\$ 276.9	\$ 306.1	\$ 247.2

GENERAL REVENUE SHARING PAYMENTS

	Actual Payments to Date (4/5/76)	Estimated Payments Under Existing Program (Thru 12/31/76)	Projected Under President's Proposal (1/77 - 9/82)
<u>Georgia</u>			
Fulton County	\$ 30.9	\$ 37.8	\$ 62.0
Atlanta	29.1	34.5	47.8

GEORGIA

SAMPLE OF ACTUAL USES OF GENERAL REVENUE SHARING PAYMENTS  
(July 1974-June 1975)

\*\$ 45,000,000 for education

\*Note: This is the total allocation for  
the State of Georgia.



POTENTIAL IMPACT OF GRS EXPIRATION

FLORIDA

GRS Funds Received FY 75 -- \$64.5 million

The vast majority (approximately 80%) of GRS funds has been dedicated to the elimination of the deficit in classroom needs in the State K-12 program. An increasing amount has been appropriated to the recurring costs at the state level.

The cancellation of GRS funds will result in an approximate 6% loss in the K-12 program budget and 3% in the state general revenue budget. Options are to increase taxes and/or reduce expenditures, primarily in the human services area.

\* GEORGIA

GRS Funds Received in 1974-1975 -- \$44 million

GRS funds have been assigned to operating programs such as Employees' and Teachers' Retirement contributions. Cancellation of GRS would result in significant tax increases in that most programs were previously cut back to their lowest levels.

HAWAII

GRS Funds Received FY 75 -- \$8.9 million

All of the State's GRS funds through fiscal 1975 have been used to reduce debt service costs. Since GRS funds are included as part of the State's general fund resources (about 2%), this use of the monies has resulted in an equal amount of state funds to be used elsewhere.

Without GRS, the State would have to implement further budget constraints.

COUNTY CODE	NAME	QUARTERLY PAYMENT	ALL PAYMENTS TO DATE	COUNTY CODE	NAME	QUARTERLY PAYMENT	ALL PAYMENTS TO DATE
11	STATE OF GEORGIA	11,117,632	164,406,509				
001	APOLING COUNTY	69,311	891,956	JACKSON CITY	18,170	255,582	
	BAKLEY CITY	23,149	354,614	JENKINSBURG TOWN	547	5,825	
	SUPRENCY TOWN	1,931	27,133	* COUNTY TOTAL *	38,494	804,125	
	* COUNTY TOTAL *	94,391	1,270,713	019	CALHOUN COUNTY	26,233	491,057
002	ATKINSON COUNTY	8,768	331,183	EDISON CITY	5,153	71,337	
	PEARSON CITY	8,579	124,843	LEARY TOWN	2,321	29,894	
	WILLACOOCHIE TOWN	6,074	78,822	MORGAN CITY	825	11,352	
	* COUNTY TOTAL *	23,421	534,848	APLINGTON CITY	8,842	98,947	
				* COUNTY TOTAL *	43,874	702,599	
003	BACON COUNTY	20,408	474,300	020	CAMDEN COUNTY	21,364	372,905
	ALMA CITY	25,137	354,122	KINGSLAND CITY	5,276	60,419	
	* COUNTY TOTAL *	45,545	830,422	ST MARYS CITY	13,334	214,173	
004	BAKER COUNTY	21,411	334,614	WOODSINE CITY	2,493	31,433	
	NEWTON CITY	4,198	59,577	* COUNTY TOTAL *	42,471	678,930	
	* COUNTY TOTAL *	25,609	394,191	021	CANDLER COUNTY	16,045	354,000
005	BALDWIN COUNTY	98,680	1,404,084	METTER CITY	17,505	244,634	
	MILLEDGEVILLE CITY	97,413	893,393	PULASKI TOWN	REPORT	890	
	* COUNTY TOTAL *	196,093	2,299,477	* COUNTY TOTAL *	33,550	599,324	
006	RANKS COUNTY	22,592	352,698	022	CARROLL COUNTY	69,919	1,071,754
	HOMER TOWN	REPORT	3,925	BOWDON CITY	7,225	74,862	
	MAYSVILLE TOWN	1,120	21,224	CARROLLTON CITY	72,621	969,474	
	* COUNTY TOTAL *	23,712	378,427	MOUNT ZION TOWN	538	2,690	
007	BARROW COUNTY	25,059	544,902	ROOPVILLE TOWN	REPORT	2,361	
	AUBURN TOWN	1,193	15,708	TEMPLE CITY	1,892	22,594	
	BETHLEHEM TOWN	215	430	VILLA RICA CITY	12,645	121,421	
	CARL TOWN	235	3,367	WHITESBURG TOWN	3,345	34,494	
	RUSSELL CITY	REPORT	7,825	* COUNTY TOTAL *	168,186	2,300,054	
	STATHAM TOWN	3,777	35,040	023	CATONSA COUNTY	49,969	766,952
	WINDER CITY	33,852	321,321	FORT OGLETHORPE TOWN	10,371	116,609	
	* COUNTY TOTAL *	64,331	923,593	RINGGOLD CITY	7,875	93,375	
008	BARTOW COUNTY	112,015	1,785,197	* COUNTY TOTAL *	68,215	976,936	
	ADAIRSVILLE CITY	4,798	54,880	024	CHARLTON COUNTY	29,376	387,612
	CARTERSVILLE CITY	67,741	762,904	FOLKSTON CITY	8,154	127,915	
	EMERSON CITY	815	10,879	HOMELAND TOWN	598	8,566	
	KINGSTON CITY	1,184	11,953	* COUNTY TOTAL *	38,128	524,093	
	TAYLORSVILLE TOWN	212	3,559	025	CHATHAM COUNTY	591,518	10,055,617
	WHITE TOWN	926	7,448	GARDEN CITY TOWN	6,213	89,112	
	* COUNTY TOTAL *	187,691	2,636,830	POOLER TOWN	1,966	25,063	
009	BEN HILL COUNTY	28,504	564,395	SAVANNAH CITY	577,603	8,355,899	
	FITZGERALD CITY	32,711	479,918	SAVANNAH BEACH CITY	11,291	147,564	
	* COUNTY TOTAL *	61,215	1,044,314	THUNDERBOLT TOWN	3,097	53,031	
010	BERRIEN COUNTY	34,648	695,640	PORT WENTWORTH CITY	7,751	86,315	
	ALAPAMA TOWN	2,674	30,599	VERNONBERG TOWN	WAIVED	1,164	
	ENIGMA TOWN	1,379	11,718	* COUNTY TOTAL *	1,199,439	18,423,767	
	NASHVILLE CITY	22,670	316,298	026	CHATTahoochee COUNTY	8,763	218,291
	RAY CITY CITY	2,631	40,793	CUSSETA TOWN	4,858	62,460	
	* COUNTY TOTAL *	64,006	1,095,048	* COUNTY TOTAL *	13,621	280,751	
011	BIBB COUNTY	235,941	4,935,127	027	CHATTOOGA COUNTY	48,020	667,502
	Macon CITY	604,846	8,537,940	LYERLY TOWN	551	7,114	
	PAYNE CITY	1,057	13,727	MENLO TOWN	577	8,500	
	* COUNTY TOTAL *	841,844	13,484,794	SUMMERVILLE CITY	14,808	188,311	
012	BLECKLEY COUNTY	16,702	390,558	TRION TOWN	8,249	106,903	
	COCHRAN CITY	23,061	290,629	* COUNTY TOTAL *	72,205	978,332	
	* COUNTY TOTAL *	39,763	681,187	028	CHEROKEE COUNTY	64,161	703,425
013	BRANTLEY COUNTY	28,804	344,609	BALL GROUND CITY	1,494	19,865	
	HOBOKEN CITY	566	7,855	CANTON CITY	11,349	146,183	
	NAHUNTA CITY	3,421	44,523	HOLLY SPRINGS CITY	700	9,084	
	* COUNTY TOTAL *	32,791	399,052	WALESKA CITY	504	7,043	
014	BROOKS COUNTY	42,001	661,195	WOODSTOCK CITY	2,742	27,827	
	MORVEN TOWN	809	14,408	* COUNTY TOTAL *	80,951	913,427	
	QUITMAN CITY	18,742	222,684	029	CLARKE COUNTY	177,479	1,913,010
	* COUNTY TOTAL *	61,552	900,287	ATHENS CITY	185,857	2,366,508	
015	BRYAN COUNTY	20,920	387,064	WINTERVILLE CITY	652	8,128	
	PEMBROKE CITY	5,487	77,216	* COUNTY TOTAL *	363,998	4,287,646	
	RICHMOND HILL CITY	1,659	21,479	030	CLAY COUNTY	11,712	273,314
	* COUNTY TOTAL *	28,066	484,759	BLUFFTON TOWN	NO PAY DUE	300	
016	BULLOCH COUNTY	55,315	1,291,854	FORT GAINES CITY	10,285	97,194	
	BROOKLET TOWN	3,830	33,313	* COUNTY TOTAL *	21,997	370,810	
	PORTAL TOWN	2,991	38,405	031	CLAYTON COUNTY	308,042	4,233,009
	STATESBORO CITY	71,215	880,035	FOREST PARK TOWN	54,592	724,820	
	* COUNTY TOTAL *	133,351	2,243,608	JONESBORO CITY	12,962	133,073	
017	BURKE COUNTY	26,399	882,252	LAKE CITY	2,545	35,797	
	GIPARD VILLAGE	279	3,909	MORROW TOWN	4,582	57,068	
	MIDVILLE CITY	4,308	51,252	MOUNTAIN VIEW CITY	4,802	39,492	
	SARDIS TOWN	3,880	61,930	RIVERDALE CITY	12,220	121,420	
	WAYNESBORO CITY	34,095	543,803	LOVEJOY TOWN	NO PAY DUE	1,700	
	* COUNTY TOTAL *	68,961	1,543,146	* COUNTY TOTAL *	399,745	5,346,379	
018	BUTTS COUNTY	18,383	525,791	032	CLINCH COUNTY	29,360	408,442
	FLOVILLA CITY	1,394	14,827	ARGYLE TOWN	247	3,206	
				DU PONT TOWN	277	3,454	
				HOMERVILLE CITY	12,843	171,603	
				* COUNTY TOTAL *	42,727	586,727	

REVENUE SHARING DISBURSEMENTS

COUNTY CODE	NAME	QUARTERLY PAYMENT	ALL PAYMENTS TO DATE	COUNTY CODE	NAME	QUARTERLY PAYMENT	ALL PAYMENTS TO DATE
033	CORB COUNTY	510,293	6,287,411	*	COUNTY TOTAL *	67,199	1,064,414
	ACHORTH CITY	8,994	84,686	047	DOUGHERTY COUNTY	181,029	3,250,852
	AUSTELL CITY	15,325	174,626		ALBANY CITY	248,190	3,520,292
	EMESSAW CITY	8,558	78,031	*	COUNTY TOTAL *	429,219	6,771,144
	PIETTA CITY	75,115	1,063,883	048	DOUGLAS COUNTY	31,604	1,012,494
	POWDER SPRINGS CITY	3,822	45,941		DOUGLASVILLE CITY	17,235	246,494
	SHYRVA CITY	48,813	604,535	*	COUNTY TOTAL *	48,839	1,259,990
	* COUNTY TOTAL *	670,921	8,341,133	049	EARLY COUNTY	25,071	873,351
034	COFFEE COUNTY	59,277	1,060,560		BLAKELY CITY	22,597	255,477
	AMROSE CITY	1,405	14,324		DAMASCUS TOWN	1,361	11,522
	PROXTON CITY	2,548	29,451		JAKIN TOWN	205	5,335
	DOUGLAS CITY	58,485	694,022	*	COUNTY TOTAL *	49,234	1,145,735
	NICHOLLS CITY	4,580	61,238	050	ECHOLS COUNTY	8,345	167,809
	* COUNTY TOTAL *	126,395	1,858,595	*	COUNTY TOTAL *	8,345	167,809
035	COLQUITT COUNTY	88,996	1,280,065	051	EFFINGHAM COUNTY	38,224	532,366
	BERLIN TOWN	2,595	23,423		GUYTON CITY	1,619	25,041
	DOERUN CITY	4,634	56,593		RINCON TOWN	2,284	27,533
	ELLENTON TOWN	320	4,110		SPRINGFIELD CITY	2,211	24,231
	FUNSTON TOWN	278	4,185	*	COUNTY TOTAL *	44,338	609,771
	MOULTRIE CITY	58,777	858,636	052	ELBERT COUNTY	42,759	751,869
	NORMAN PARK TOWN	2,056	41,955		BOWMAN CITY	3,565	40,779
	RIVERSIDE TOWN	789	11,814		ELBERTON CITY	33,640	424,609
	* COUNTY TOTAL *	158,445	2,280,781	*	COUNTY TOTAL *	79,984	1,217,257
036	COLUMBIA COUNTY	26,235	682,170	053	EMANUEL COUNTY	77,252	1,026,769
	HARLEM CITY	4,291	56,203		GARFIELD TOWN	363	10,181
	GROVETOWN CITY	3,509	48,939		NUNEZ TOWN	111	1,984
	* COUNTY TOTAL *	34,035	787,312		OAK PARK TOWN	505	4,551
037	COCK COUNTY	16,909	459,720		STILLMORE TOWN	1,702	11,749
	ADEL CITY	15,708	249,970		SWAINSBORO CITY	42,245	690,889
	CECIL TOWN	542	9,828		TWIN CITY CITY	5,056	82,366
	LENOX TOWN	1,874	24,295		SUMMERTOWN CITY	302	2,460
	SPARKS TOWN	4,466	60,768	*	COUNTY TOTAL *	127,536	1,830,949
	* COUNTY TOTAL *	39,499	804,579	054	EVANS COUNTY	33,756	535,474
038	COWETA COUNTY	148,217	1,527,074		CLAXTON CITY	15,052	184,544
	GRANTVILLE CITY	2,487	23,545		HAGAN CITY	1,814	17,518
	MARALSON TOWN	890	4,482		BELLVILLE CITY	508	8,647
	MOPELAND TOWN	358	4,213		DAISY TOWN	REPORT	1,530
	NEWMAN CITY	57,322	908,772	*	COUNTY TOTAL *	51,130	747,763
	SENOIA CITY	3,450	42,694	055	FANNIN COUNTY	43,164	945,420
	SHARPSBURG TOWN	160	1,891		BLUE RIDGE CITY	6,408	77,690
	TURIN TOWN	240	3,830		MCCAYSVILLE CITY	2,982	55,470
	* COUNTY TOTAL *	213,124	2,517,501		MINERAL BLUFF TOWN	116	2,447
	RAWFORD COUNTY	33,997	524,211		MORGANTOWN	231	4,068
	ROBERTA CITY	5,278	70,517	*	COUNTY TOTAL *	52,901	1,085,495
	* COUNTY TOTAL *	39,275	594,728	056	FAYETTE COUNTY	21,599	411,381
040	CRISP COUNTY	24,914	674,912		FAYETTEVILLE CITY	5,735	78,734
	ARABI TOWN	2,047	14,903		TYRONE TOWN	177	1,975
	CORDELE CITY	57,597	673,624		BROOKS TOWN	235	2,600
	* COUNTY TOTAL *	84,558	1,369,439		PEACHTREE CITY	3,330	20,973
041	DADE COUNTY	22,738	450,738		WOOLSEY TOWN	NO PAY DUE	0
	TRENTON CITY	4,663	73,113	*	COUNTY TOTAL *	31,076	515,163
	* COUNTY TOTAL *	27,401	523,851	057	FLOYD COUNTY	201,957	3,122,164
042	DAWSON COUNTY	25,067	365,556		CAVE SPRING CITY	3,599	38,210
	DAWSONVILLE TOWN	1,522	14,407		ROME CITY	190,759	2,496,359
	* COUNTY TOTAL *	26,589	379,963	*	COUNTY TOTAL *	396,315	5,656,732
043	DECATUR COUNTY	48,108	953,089	058	FORSYTH COUNTY	49,882	767,650
	ATTAPULGUS CITY	1,406	26,439		CUMMING TOWN	10,623	104,434
	BAINBRIDGE CITY	68,116	1,113,900	*	COUNTY TOTAL *	60,505	872,084
	BRINSON TOWN	220	3,302	059	FRANKLIN COUNTY	26,231	379,439
	CLIMAX TOWN	959	11,706		CANON CITY	9,890	71,750
	* COUNTY TOTAL *	118,809	2,108,436		CARNESVILLE CITY	1,257	15,770
044	DE KALB COUNTY	1,282,642	14,852,516		FRANKLIN SPRINGS CITY	491	7,167
	AVONDALE ESTATES CITY	1,671	24,834		LAVONIA CITY	11,441	149,144
	CHAMBLEE CITY	12,005	162,068		ROYSTON CITY	9,902	133,597
	CLARKSTON TOWN	3,605	45,941	*	COUNTY TOTAL *	59,402	756,864
	DECATUR CITY	37,970	511,872	060	FULTON COUNTY	2,264,823	28,650,952
	DORAVILLE CITY	9,132	131,688		ALPHARETTA TOWN	4,568	86,977
	LITONIA CITY	3,618	56,186		ATLANTA CITY	1,752,611	27,419,662
	PINE LAKE TOWN	1,955	21,727		COLLEGE PARK CITY	35,960	416,459
	STONE MOUNTAIN CITY	6,692	74,394		EAST POINT CITY	62,691	840,814
	* COUNTY TOTAL *	1,359,290	15,881,226		FAIRBURN CITY	5,814	81,283
045	DODGE COUNTY	24,440	577,050		HAPEVILLE CITY	22,403	396,701
	CHAUNCEY TOWN	2,050	11,096		MOUNTAIN PARK CITY	REPORT	9,234
	CHESTER TOWN	893	13,312		PALMETTO TOWN	5,471	55,565
	EASTMAN CITY	22,090	185,295		ROSWELL CITY	15,647	175,431
	RHINE TOWN	2,856	26,863		UNION CITY CITY	5,199	89,167
	PLAINFIELD TOWN	NO PAY DUE	0	*	COUNTY TOTAL *	4,177,387	58,233,245
	* COUNTY TOTAL *	52,329	813,616	061	GILMER COUNTY	51,650	675,071
	DOLY COUNTY	37,814	689,935		EAST ELLIJAY TOWN	1,069	21,354
	YRONVILLE TOWN	1,525	18,963		ELLIJAY CITY	9,775	131,023
	LILLY CITY	738	4,153	*	COUNTY TOTAL *	62,493	827,462
	PINEHURST CITY	1,538	14,653				
	UNADILLA TOWN	9,602	145,076				
	VIENNA CITY	15,981	187,676				

## REVENUE SHARING DISBURSEMENTS

11 GEORGIA

COUNTY CODE	NAME	QUARTERLY PAYMENT	ALL PAYMENTS TO DATE	COUNTY CODE	NAME	QUARTERLY PAYMENT	ALL PAYMENTS TO DATE
062	GLASCOCK COUNTY	5,218	133,624		LOCUST GROVE TOWN	REPORT	23,782
	EDGE HILL CITY	NO PAY DUE	0		MCDONOUGH CITY	9,891	114,292
	GIBSON CITY	2,247	28,860		STOCKBRIDGE CITY	4,110	62,366
	MITCHELL TOWN	254	3,252		* COUNTY TOTAL *	84,536	1,444,233
	* COUNTY TOTAL *	7,719	165,736	076	HOUSTON COUNTY	56,132	1,353,016
063	GLYNN COUNTY	186,049	2,951,286		PERRY CITY	37,441	492,587
	BRUNSWICK CITY	101,332	1,423,534		WARNER ROBINS CITY	93,749	1,269,667
	* COUNTY TOTAL *	287,381	4,374,820		CENTERVILLE CITY	3,464	3,814
					* COUNTY TOTAL *	200,787	3,143,084
064	GORDON COUNTY	69,480	1,203,436	077	IRWIN COUNTY	40,359	539,392
	CALHOUN CITY	27,191	164,593		OCILLA CITY	14,610	216,890
	FAIRMOUNT CITY	4,043	61,056		* COUNTY TOTAL *	54,979	756,282
	PLAINVILLE TOWN	412	3,893	078	JACKSON COUNTY	37,498	718,642
	INDUSTRIAL CITY CITY	REPORT	0		ARCADE CITY	1,632	23,828
	RANGER TOWN	ORS HOLD	537		BRASELTON TOWN	391	6,711
	* COUNTY TOTAL *	101,128	1,433,515		COMMERCE CITY	20,051	232,758
065	GRADY COUNTY	30,832	798,656		HOSCHTON CITY	1,488	10,432
	CAIRO CITY	43,533	627,827		JEFFERSON CITY	8,254	87,405
	WHIGHAM CITY	1,763	15,745		PENDERGRASS CITY	REPORT	1,577
	* COUNTY TOTAL *	76,128	1,442,228		NICHOLSON TOWN	188	3,327
					* COUNTY TOTAL *	70,094	1,085,180
066	GREENE COUNTY	14,374	484,566	079	JASPER COUNTY	31,323	448,874
	GREENSBORO CITY	15,238	136,429		MONTICELLO CITY	9,987	110,213
	SILOAM TOWN	293	4,536		SHADY DALE TOWN	185	2,398
	UNION POINT TOWN	6,231	115,451		* COUNTY TOTAL *	41,495	561,485
	WHITE PLAINS CITY	621	7,021	080	JEFF DAVIS COUNTY	17,592	367,009
	WOODVILLE TOWN	350	5,395		HAZLEHURST CITY	24,743	279,387
	* COUNTY TOTAL *	37,107	757,398		DENTON CITY	242	2,426
					* COUNTY TOTAL *	42,577	648,822
067	GWINNETT COUNTY	229,870	2,907,604	081	JEFFERSON COUNTY	44,206	743,234
	BERKELEY LAKE CITY	276	4,165		AVERA TOWN	434	7,795
	BUFFORD CITY	15,746	199,225		BARTOW TOWN	1,895	31,901
	DACULA TOWN	1,318	14,188		LOUISVILLE CITY	15,886	263,242
	DULUTH CITY	2,740	33,835		STAPLETON TOWN	1,661	25,454
	LAWRENCEVILLE CITY	7,554	118,014		WADLEY TOWN	11,151	156,645
	LILBURN CITY	4,500	42,054		WRENS TOWN	10,312	141,415
	NORCROSS CITY	3,433	42,840		* COUNTY TOTAL *	86,545	1,369,686
	REST HAVEN TOWN	237	2,803	082	JENKINS COUNTY	36,935	619,128
	SMELLVILLE TOWN	6,817	58,154		MILLEN CITY	18,878	240,722
	SUGAR HILL CITY	2,194	26,664		* COUNTY TOTAL *	55,813	859,850
	SUWANEE CITY	1,395	21,536	083	JOHNSON COUNTY	13,695	408,897
	GRAYSON TOWN	459	5,452		ADRIAN CITY	1,897	24,047
	* COUNTY TOTAL *	276,539	3,476,534		KITE TOWN	687	9,397
068	HABERSHAM COUNTY	60,810	1,067,924		WRIGHTSVILLE CITY	11,628	111,254
	ALTO TOWN	588	6,215		* COUNTY TOTAL *	27,907	553,595
	BALDWIN TOWN	8,488	41,322	084	JONES COUNTY	21,474	295,403
	CLARKESVILLE CITY	5,217	82,391		GRAY CITY	5,776	62,272
	CORNELIA CITY	14,429	199,995		* COUNTY TOTAL *	27,250	357,675
	DEMOREST CITY	2,663	35,268	085	LAHAR COUNTY	25,510	480,125
	MOUNT AIRY TOWN	3,180	47,495		ALDORA TOWN	1,055	17,976
	TALLULAM FALLS TOWN	1,419	22,272		BARNESVILLE CITY	10,326	121,842
	* COUNTY TOTAL *	96,794	1,502,882		MILNER TOWN	242	5,614
					* COUNTY TOTAL *	37,133	625,559
069	HALL COUNTY	180,624	2,789,949	086	LANIER COUNTY	12,998	281,064
	CLERMONT TOWN	355	4,098		LAKELAND CITY	10,085	149,063
	FLOWERY BRANCH TOWN	3,372	40,998		* COUNTY TOTAL *	23,083	429,127
	GAINESVILLE CITY	109,678	1,607,598	087	LAURENS COUNTY	61,727	1,352,278
	GILLSVILLE TOWN	70	1,157		CADWELL TOWN	423	5,901
	LULA CITY	2,449	27,424		DEXTER TOWN	1,049	15,409
	OAKWOOD TOWN	1,024	4,858		DUBLIN CITY	55,549	1,120,310
	* COUNTY TOTAL *	297,572	4,478,082		DUDLEY CITY	2,105	32,828
					EAST DUBLIN TOWN	17,299	159,910
070	HANCOCK COUNTY	48,112	743,454		MONTROSE TOWN	320	4,384
	SPARTA CITY	12,707	167,001		RENTZ TOWN	685	9,901
	* COUNTY TOTAL *	60,819	910,455		* COUNTY TOTAL *	139,156	2,700,921
071	HARALSON COUNTY	57,441	863,539	088	LEF COUNTY	22,760	370,810
	BREMEN CITY	19,526	269,547		LEESBURG CITY	5,577	70,160
	BUCHANAN CITY	5,740	83,322		SMITHVILLE CITY	2,152	30,716
	TALLAPOOSA CITY	18,339	215,897		* COUNTY TOTAL *	30,489	471,686
	WACO TOWN	731	9,433	089	LIBERTY COUNTY	38,987	696,031
	* COUNTY TOTAL *	101,777	1,441,738		HINESVILLE CITY	21,575	259,213
					MIDWAY CITY	1,137	17,271
072	HARRIS COUNTY	26,087	548,427		FLEMINGTON CITY	153	2,199
	HAMILTON CITY	1,382	22,133		RICERORO CITY	NO PAY DUE	0
	HAVERLY HALL TOWN	1,979	30,164		ALLENHURST TOWN	WAIVED	0
	PINE MOUNTAIN TOWN	4,206	57,721		WALTHOURVILLE CITY	432	2,053
	SMILOM CITY	1,037	12,272		* COUNTY TOTAL *	62,284	976,767
	* COUNTY TOTAL *	34,691	670,717	090	LINCOLN COUNTY	10,106	209,430
					LINCOLNTON TOWN	2,439	60,111
073	HART COUNTY	43,192	764,888		* COUNTY TOTAL *	12,545	269,741
	HOWERSVILLE TOWN	263	4,152	091	LONG COUNTY	19,653	335,386
	MARTWELL CITY	20,153	278,724				
	* COUNTY TOTAL *	63,608	1,039,764				
074	HEARD COUNTY	33,961	348,986				
	CENTRALHATCHEE TOWN	185	2,674				
	CORINTH TOWN	NO PAY DUE	0				
	FRANKLIN CITY	3,563	60,551				
	EPHESUS TOWN	169	3,846				
	* COUNTY TOTAL *	37,878	416,057				
075	HENRY COUNTY	68,195	1,222,573				
	HAMPTON CITY	2,340	24,213				



COUNTY CODE	NAME	QUARTERLY PAYMENT	ALL PAYMENTS TO DATE	COUNTY CODE	NAME	QUARTERLY PAYMENT	ALL PAYMENTS TO DATE
	LUDDEN CITY	2,833	45,978		COVINGTON CITY	36,077	457,721
	* COUNTY TOTAL *	22,486	381,364		MANFIELD TOWN	367	6,934
092	LOWNES COUNTY	122,039	2,019,387		NEWBORN TOWN	317	4,371
	WILPA CITY	7,321	107,820		OXFORD TOWN	1,483	19,973
	THE PARK TOWN	925	8,218		PORTERDALE TOWN	7,167	74,954
	LEPTON TOWN	522	7,522		* COUNTY TOTAL *	94,994	1,421,508
	LUDDEN CITY	181,419	2,378,370	108	OCONEE COUNTY	16,296	241,921
	TAYLOR TOWN	NO PAY DUE	821		BISHOP TOWN	268	3,499
	CASHER TOWN	WAIVED	0		ROBERT TOWN	1,599	18,433
	* COUNTY TOTAL *	312,226	4,514,138		NORTH HIGH SHOALS TOWN	223	2,490
093	LUMPkin COUNTY	34,010	507,293		WATKINSVILLE TOWN	2,911	41,465
	DALTON CITY	17,537	213,209		* COUNTY TOTAL *	21,287	303,308
	* COUNTY TOTAL *	51,547	716,502	109	OGLETHORPE COUNTY	21,154	337,471
094	MCDUFFIE COUNTY	41,287	392,156		CRAWFORD CITY	909	22,425
	DEARING TOWN	537	9,806		LEXINGTON CITY	791	12,259
	THOMSON CITY	21,002	357,955		MAXEYS TOWN	213	3,264
	* COUNTY TOTAL *	62,826	754,917		ARNOLDSVILLE TOWN	207	2,627
					* COUNTY TOTAL *	23,274	348,047
095	MCINTOSH COUNTY	22,410	440,349	110	PAULDING COUNTY	53,416	792,951
	DARIEN CITY	8,917	121,081		DALLAS CITY	5,622	98,236
	* COUNTY TOTAL *	31,327	561,430		HIRAM CITY	3,386	31,541
					* COUNTY TOTAL *	62,424	922,728
096	MACON COUNTY	24,813	644,256	111	PEACH COUNTY	35,368	421,917
	IDEAL TOWN	1,583	22,925		BYRON CITY	2,235	26,206
	MARSHALLVILLE CITY	9,086	108,794		FORT VALLEY CITY	40,635	538,435
	MONTZUMA CITY	28,285	387,263		* COUNTY TOTAL *	78,238	986,758
	OGLETHORPE CITY	7,084	87,544	112	PICKENS COUNTY	5,494	445,575
	* COUNTY TOTAL *	70,851	1,288,783		JASPER CITY	8,081	103,716
097	MADISON COUNTY	37,471	554,011		NELSON CITY	1,231	16,278
	CAPLTON TOWN	537	6,947		TALKING ROCK TOWN	NO PAY DUE	651
	COLBERT TOWN	669	16,368		* COUNTY TOTAL *	14,804	566,220
	COOPER TOWN	2,572	34,262	113	PIERCE COUNTY	31,475	569,334
	DANIELSVILLE CITY	2,287	23,586		BLACKSHEAR CITY	13,535	230,584
	MULL TOWN	161	3,071		PATTERSON TOWN	1,172	28,452
	ILA CITY	299	4,004		* COUNTY TOTAL *	46,182	828,372
	* COUNTY TOTAL *	43,995	644,249	114	PIKE COUNTY	33,892	319,404
098	MARION COUNTY	21,069	306,348		CONCORD TOWN	913	14,584
	BUENA VISTA CITY	9,851	145,917		MEANSVILLE TOWN	328	4,843
	* COUNTY TOTAL *	30,920	452,265		MOLENA CITY	718	8,102
099	MERiwETHER COUNTY	50,339	1,118,379		WILLIAMSON TOWN	277	4,073
	GAY TOWN	138	3,351		ZERULON CITY	2,634	54,657
	GREENVILLE CITY	7,727	99,359		* COUNTY TOTAL *	38,762	405,745
	ONE OAK CITY	120	1,838	115	POLK COUNTY	115,338	1,140,745
	HEPESVILLE TOWN	1,244	11,094		ROCKWART CITY	19,674	272,482
	CHESTER CITY	28,834	427,370		CEDARTOWN CITY	56,125	778,198
	WAM SPRINGS CITY	2,769	45,024		ARAGON CITY	921	12,777
	WOODBRy CITY	9,903	124,175		VAN WERT TOWN	WAIVED	0
	* COUNTY TOTAL *	101,126	1,830,590		* COUNTY TOTAL *	192,058	2,204,402
100	MILLER COUNTY	25,749	523,663	116	PULASKI COUNTY	23,348	403,739
	COLQUITT CITY	6,789	107,270		HANKINSVILLE CITY	24,665	245,283
	* COUNTY TOTAL *	32,538	630,933		* COUNTY TOTAL *	48,013	649,022
101	MITCHELL COUNTY	44,772	912,981	117	PUTNAM COUNTY	44,596	710,434
	BACONTON CITY	1,479	23,136		EATONTON CITY	12,338	140,775
	CAMILLA CITY	24,955	333,387		* COUNTY TOTAL *	56,934	851,211
	PELHAM CITY	28,958	454,028	118	QUITMAN COUNTY	9,744	196,438
	SALE CITY CITY	629	10,659		GEORGETOWN TOWN	REPORT	18,816
	* COUNTY TOTAL *	100,793	1,734,191		* COUNTY TOTAL *	9,744	215,254
102	MONROE COUNTY	37,978	584,814	119	RABUN COUNTY	53,020	791,547
	CULLODEN VILLAGE	REPORT	3,369		CLAYTON CITY	6,053	70,445
	FORSYTH CITY	16,864	188,365		DILLARD TOWN	283	2,369
	* COUNTY TOTAL *	54,842	776,548		MOUNTAIN CITY TOWN	584	8,039
103	MONTGOMERY COUNTY	4,210	214,020		TIGER TOWN	303	2,152
	AILEY TOWN	1,123	14,558		* COUNTY TOTAL *	60,243	874,552
	ALSTON TOWN	95	7,115	120	RANDOLPH COUNTY	24,222	549,913
	MOUNT VERNON CITY	6,259	57,867		COLEMAN CITY	155	2,231
	TARRYTOWN TOWN	170	2,583		CUTHBERT CITY	19,009	251,994
	UVALDA CITY	1,635	18,599		SHELLMAN CITY	4,186	60,117
	MIGGSTON CITY	158	2,484		* COUNTY TOTAL *	47,572	464,257
	* COUNTY TOTAL *	13,650	314,226	121	RICHMOND COUNTY	433,337	7,229,933
104	MORGAN COUNTY	36,781	641,073		AUGUSTA CITY	311,744	4,738,710
	BOSTWICK TOWN	139	5,323		BLTYME TOWN	REPORT	0
	BUCKHEAD TOWN	352	2,357		HEPHZIBAH TOWN	1,022	21,173
	MADISON CITY	20,353	294,367		* COUNTY TOTAL *	746,103	11,989,714
	RUTLEDGE TOWN	3,081	53,785	122	ROCKDALE COUNTY	63,543	970,727
	* COUNTY TOTAL *	60,706	998,905		CONYERS CITY	21,662	284,492
105	MURRAY COUNTY	26,140	426,043		* COUNTY TOTAL *	85,205	1,255,219
	CHRISTOPH CITY	13,756	241,354	123	SCHLEY COUNTY	9,287	143,490
	ETOW TOWN	309	3,849		ELLAVILLE CITY	5,465	65,813
	* COUNTY TOTAL *	40,205	671,266		* COUNTY TOTAL *	14,752	209,303
106	MUSKOGEE COUNTY	5,437	83,051	124	SCREVEN COUNTY	35,917	812,344
	MUSKOGEE CITY	994,372	14,458,212				
	* COUNTY TOTAL *	999,809	14,541,263				

REVENUE SHARING DISBURSEMENTS

COUNTY CODE	NAME	QUARTERLY PAYMENT	ALL PAYMENTS TO DATE	COUNTY CODE	NAME	QUARTERLY PAYMENT	ALL PAYMENTS TO DATE
	HILLTONIA TOWN	1,941	12,622		SANTA CLAUS CITY	REPORT	0
	NEWINGTON TOWN	1,624	22,062		* COUNTY TOTAL *	113,936	1,766,417
	ROCKY FORD TOWN	231	5,645				
	SYLVANIA CITY	9,234	156,977	139	TOWNS COUNTY	27,642	372,998
	OLIVER CITY	280	4,382		HIWASSEE TOWN	766	9,781
	* COUNTY TOTAL *	49,227	1,016,052		YOUNG HARRIS TOWN	559	7,856
125	SEMINOLE COUNTY	17,909	257,708		* COUNTY TOTAL *	28,967	390,535
	DONALSONVILLE CITY	22,578	234,766	140	TREUTLEN COUNTY	9,676	269,374
	IRON CITY TOWN	941	9,648		SOPERTON CITY	14,556	146,578
	* COUNTY TOTAL *	41,428	502,122		* COUNTY TOTAL *	24,232	415,952
126	SPALDING COUNTY	104,001	1,045,642	141	TROUP COUNTY	60,683	1,271,472
	GRIFFIN CITY	87,592	1,030,055		HOGANSVILLE CITY	23,584	165,127
	SUNNYSIDE VILLAGE	REPORT	0		LA GRANGE CITY	110,635	1,602,524
	* COUNTY TOTAL *	191,593	2,075,697		WEST POINT CITY	23,006	284,198
127	STEPHENS COUNTY	33,873	682,929		* COUNTY TOTAL *	217,908	3,323,323
	MARTIN TOWN	197	2,883	142	TURNER COUNTY	31,975	596,153
	TOCOA CITY	25,771	450,877		ASHBURN CITY	19,484	267,647
	AVALON TOWN	REPORT	2,527		REBECCA TOWN	295	9,406
	* COUNTY TOTAL *	59,841	1,139,216		SYCAMORE CITY	2,226	24,105
128	STEWART COUNTY	20,919	442,641		* COUNTY TOTAL *	53,980	897,311
	LUMPKIN CITY	4,312	92,022	143	TWIGGS COUNTY	11,639	544,495
	RICHLAND CITY	11,718	115,058		JEFFERSONVILLE CITY	8,084	75,789
	OMAHA CITY	165	2,659		* COUNTY TOTAL *	19,723	620,284
	* COUNTY TOTAL *	37,114	651,380	144	UNION COUNTY	24,392	465,004
129	SUMTER COUNTY	61,476	972,212		BLAIRSVILLE CITY	2,557	41,298
	AMERICUS CITY	80,168	1,049,213		* COUNTY TOTAL *	26,949	506,406
	ANDERSONVILLE CITY	259	7,515	145	UPSON COUNTY	40,945	827,728
	DE SOTO VILLAGE	304	4,534		THE ROCK TOWN	NO PAY DUE	0
	LESLIE VILLAGE	1,765	27,153		THOMASTON CITY	54,607	743,540
	PLAINS TOWN	2,827	36,815		YATESVILLE TOWN	394	4,757
	* COUNTY TOTAL *	146,799	2,097,492		* COUNTY TOTAL *	105,946	1,576,025
130	TALBOT COUNTY	12,592	344,984	146	WALKER COUNTY	88,041	1,245,832
	GENEVA TOWN	696	4,489		CHICKAMAUGA CITY	6,204	116,079
	JUNCTION CITY TOWN	454	4,970		LA FAYETTE CITY	15,261	164,466
	TALBOTTON CITY	4,480	45,925		LINWOOD TOWN	4,094	49,100
	WOODLAND CITY	1,826	19,742		ROSSVILLE CITY	8,040	201,008
	* COUNTY TOTAL *	20,148	420,110		LOOKOUT MOUNTAIN CITY	2,440	25,571
131	TALIAFERRO COUNTY	11,284	177,058		* COUNTY TOTAL *	124,080	1,802,256
	CRAWFORDVILLE CITY	2,994	39,944	147	WALTON COUNTY	63,121	854,425
	SHARON CITY	241	4,466		GOOD HOPE TOWN	218	2,809
	* COUNTY TOTAL *	14,519	221,468		JERSEY TOWN	634	8,086
132	TATTNALL COUNTY	27,570	802,586		MONROE CITY	24,211	501,519
	CORSTOWN CITY	983	11,592		SOCIAL CIRCLE CITY	7,986	92,031
	COLLINS CITY	1,490	16,529		LOGANVILLE CITY	5,501	68,387
	GLENNVILLE CITY	20,843	289,761		WALNUT GROVE TOWN	1,370	17,011
	MANASSAS CITY	207	2,777		BETWEEN TOWN	REPORT	0
	REIDSVILLE CITY	7,184	104,257		* COUNTY TOTAL *	103,041	1,544,268
	* COUNTY TOTAL *	58,282	1,227,502	148	WARE COUNTY	80,224	1,308,885
133	TAYLOR COUNTY	23,228	527,039		WAYCROSS CITY	92,281	1,295,099
	RUTLER CITY	9,655	102,701		* COUNTY TOTAL *	172,505	2,603,983
	REYNOLDS TOWN	7,891	113,688	149	WARREN COUNTY	15,545	204,219
	* COUNTY TOTAL *	40,774	743,428		CAMAK TOWN	214	3,203
134	TELFAIR COUNTY	10,241	412,358		NORWOOD TOWN	258	3,885
	HELENA TOWN	12,068	50,223		WARRENTON CITY	8,951	122,501
	JACKSONVILLE TOWN	202	3,215		* COUNTY TOTAL *	24,968	333,807
	LUMBER CITY	2,245	52,341	150	WASHINGTON COUNTY	43,790	946,334
	MCRAE CITY	16,836	213,623		DAVISSBORO TOWN	1,134	14,497
	MILAN TOWN	3,843	43,598		HARRISON TOWN	508	7,294
	SCOTLAND TOWN	1,700	15,008		RIDDLEVILLE TOWN	NO PAY DUE	698
	* COUNTY TOTAL *	47,135	790,366		SANDERSVILLE CITY	26,867	463,487
135	TERRELL COUNTY	33,936	692,127		TENNILLE CITY	9,721	114,702
	BRONWOOD TOWN	1,713	20,650		DEEPSTEP TOWN	62	1,174
	DAWSON CITY	27,356	416,419		OCONEE TOWN	742	8,722
	PARROTT TOWN	993	14,026		* COUNTY TOTAL *	82,824	1,556,910
	SASSER TOWN	1,054	11,235	151	WAYNE COUNTY	56,740	1,088,436
	* COUNTY TOTAL *	65,052	1,154,457		JESUP CITY	40,356	586,462
136	THOMAS COUNTY	107,908	1,464,061		ODUM TOWN	651	9,359
	BARWICK TOWN	1,418	13,519		SCREVEN CITY	1,986	29,453
	BOSTON CITY	3,174	58,244		* COUNTY TOTAL *	99,733	1,713,710
	COOLIDGE CITY	2,580	36,859	152	WEBSTER COUNTY	12,060	163,604
	MEIGS TOWN	2,634	68,982		PRESTON TOWN	1,519	18,233
	OCHLOCKNEE TOWN	2,070	27,509		WESTON TOWN	WAIVED	0
	PAVO CITY	2,116	34,226		* COUNTY TOTAL *	13,579	181,839
	THOMASVILLE CITY	56,955	934,498	153	WHEELER COUNTY	13,791	316,160
	* COUNTY TOTAL *	178,855	2,637,918		ALAMO CITY	2,967	43,280
137	TIFT COUNTY	42,155	877,283		GLENWOOD CITY	3,723	44,764
	OMEGA CITY	5,358	47,281		* COUNTY TOTAL *	20,481	404,208
	TIFTON CITY	84,571	1,169,606	154	WHITE COUNTY	30,218	326,202
	TY TY TOWN	923	7,383		CLEVELAND CITY	6,107	77,573
	* COUNTY TOTAL *	133,007	2,100,553		HELEN TOWN	1,786	24,833
138	TOWNS COUNTY	42,426	687,341		* COUNTY TOTAL *	38,111	428,608
	LYONS CITY	24,408	324,874				
	VIOALIA CITY	47,102	752,292				

REVENUE SHARING DISBURSEMENTS

COUNTY CODE	NAME	QUARTERLY PAYMENT	ALL PAYMENTS TO DATE	COUNTY CODE	NAME	QUARTERLY PAYMENT	ALL PAYMENTS TO DATE
155	WHITFIELD COUNTY	169,600	2,363,098				
	DALTON CITY	124,326	1,899,507				
	MOTTA TOWN	320	6,972				
	NEL MILL CITY	1,063	16,319				
	NELL CITY	302	4,493				
	* COUNTY TOTAL *	295,671	4,290,387				
156	WILCOX COUNTY	11,303	271,254				
	ABBEVILLE CITY	3,411	49,859				
	PINEVIEW TOWN	477	7,494				
	PITTS CITY	823	14,421				
	ROCHELLE CITY	8,439	99,759				
	* COUNTY TOTAL *	24,453	441,797				
157	WILKES COUNTY	18,306	449,022				
	TIGNALL TOWN	1,219	14,577				
	WASHINGTON CITY	17,617	204,423				
	RAYLE CITY	REPORT	0				
	* COUNTY TOTAL *	37,142	673,022				
158	WILKINSON COUNTY	9,040	371,102				
	ALLEN TOWN	286	4,185				
	DANVILLE TOWN	909	11,037				
	GORDON CITY	10,450	156,287				
	IPWINTON TOWN	1,484	14,493				
	IVEY TOWN	718	13,423				
	MCINTYRE TOWN	977	14,732				
	TOOMSBORO TOWN	975	13,616				
	* COUNTY TOTAL *	24,739	606,875				
159	WORTH COUNTY	30,934	977,375				
	POULAN CITY	2,615	32,045				
	SUNNER TOWN	382	7,102				
	SYLVESTER CITY	30,407	283,423				
	WARWICK CITY	2,879	23,707				
	* COUNTY TOTAL *	67,217	1,303,653				
** STATE TOTAL **		33,394,335	492,997,020				
NUMBER PAID		654					

----- GOVERNMENTS NOT PAID -----

REASON	NUMBER	AMOUNT
REPORT	17	14,774
DUE TRUST FUND	0	
OF D	1	334
I	5	
I DUE	11	
*.	34	15,108



