

**The original documents are located in Box 1, folder: “Memoranda to the President, December 1974” of the Frank Zarb Papers at the Gerald R. Ford Presidential Library.**

### **Copyright Notice**

The copyright law of the United States (Title 17, United States Code) governs the making of photocopies or other reproductions of copyrighted material. Frank Zarb donated to the United States of America his copyrights in all of his unpublished writings in National Archives collections. Works prepared by U.S. Government employees as part of their official duties are in the public domain. The copyrights to materials written by other individuals or organizations are presumed to remain with them. If you think any of the information displayed in the PDF is subject to a valid copyright claim, please contact the Gerald R. Ford Presidential Library.

EXECUTIVE OFFICE OF THE PRESIDENT

OFFICE OF MANAGEMENT AND BUDGET

WASHINGTON, D.C. 20503

December 4, 1974

*Pres  
Cham*

MEMORANDUM FOR THE PRESIDENT

FROM: FRANK ZARB *FZ*  
THRU: ROGERS C. B. MORTON  
SUBJECT: LATEST PETROLEUM STATISTICS

The attached charts and summary for the week ending November 15, indicates:

- Crude oil and product imports as well as total petroleum consumption continued their seasonal upward trend.
- Domestic production of crude oil amounted to 8.6 million barrels per day, approximately 4 percent below year ago levels.
- Total consumption was 17.9 million barrels per day as compared to 18.0 million barrels per day a year ago. Total consumption did exceed the 170,000 barrel per day savings target established for the first quarter of 1975, under your 1 million barrel per day goal by the end of 1975.
- Substantial savings in heating oil and residual oil were more than offset by much higher gasoline consumption and increases in other products.
- Imports dropped slightly below forecast, but did not reach the first quarter savings goal.

We can review these in more detail during our upcoming energy briefing.



KEY PETROLEUM STATISTICS SUMMARY\*

TOTAL OIL DEMAND

|   |            |
|---|------------|
| Expected consumption without conservation | 17,570,000 |
| Required to meet President's goal**       | 17,400,000 |
| Actual consumption                        | 17,940,000 |
| Consumption under (over) President's goal | (540,000)  |

OIL IMPORTS

|                                       |           |
|---------------------------------------|-----------|
| Expected imports without conservation | 6,920,000 |
| Required to meet President's goal     | 6,750,000 |
| Actual imports                        | 6,890,000 |
| Imports under (over) President's goal | (140,000) |

CONSUMPTION OF KEY PRODUCTS

|   | <u>Gasoline</u> | <u>Heating<br/>Oil</u> | <u>Residual<br/>Oil</u> |
|---|-----------------|------------------------|-------------------------|
| Expected consumption without conservation | 6,320,000       | 3,340,000              | 2,810,000               |
| Required to meet President's goal         | 6,270,000       | 3,270,000              | 2,760,000               |
| Actual consumption                        | 6,670,000       | 3,100,000              | 2,540,000               |
| Consumption under (over) President's goal | (400,000)       | 170,000                | 220,000                 |

\* All figures in barrels per day (MMB/D) for the latest four week period.

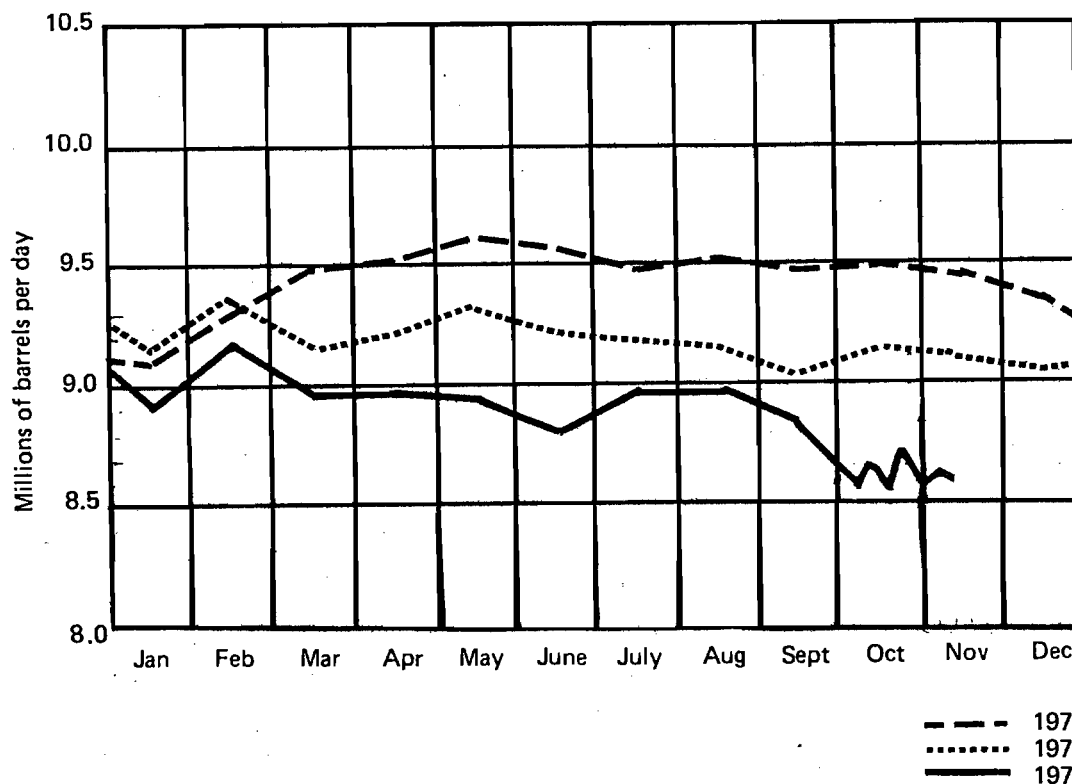
\*\* For the 1 MMB/D saving goal; 170 thousand barrels per day is the goal for the first three months of 1975.



# Crude Oil-Domestic Production\*

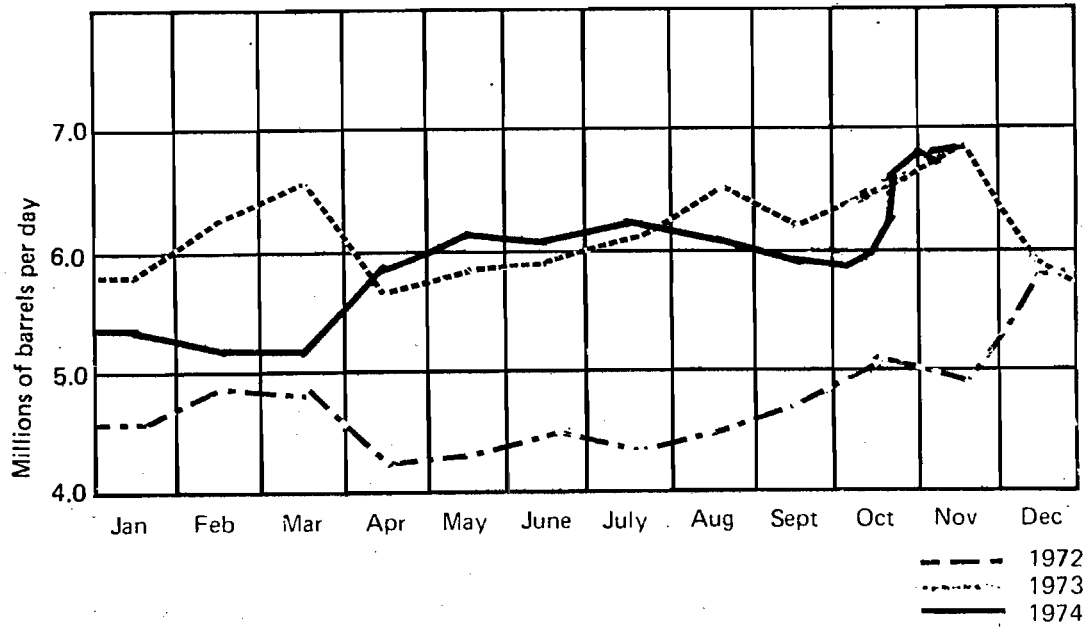
Average for the month through September 1974

\*Includes lease condensate



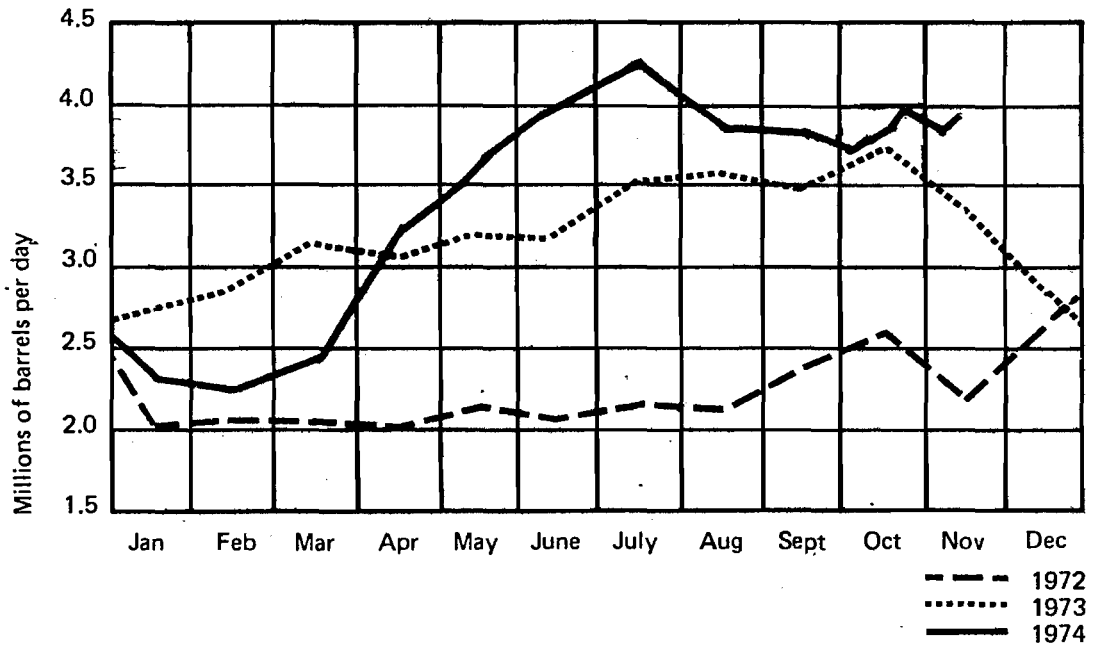
# Total Imports

Average for the month through September, 1974



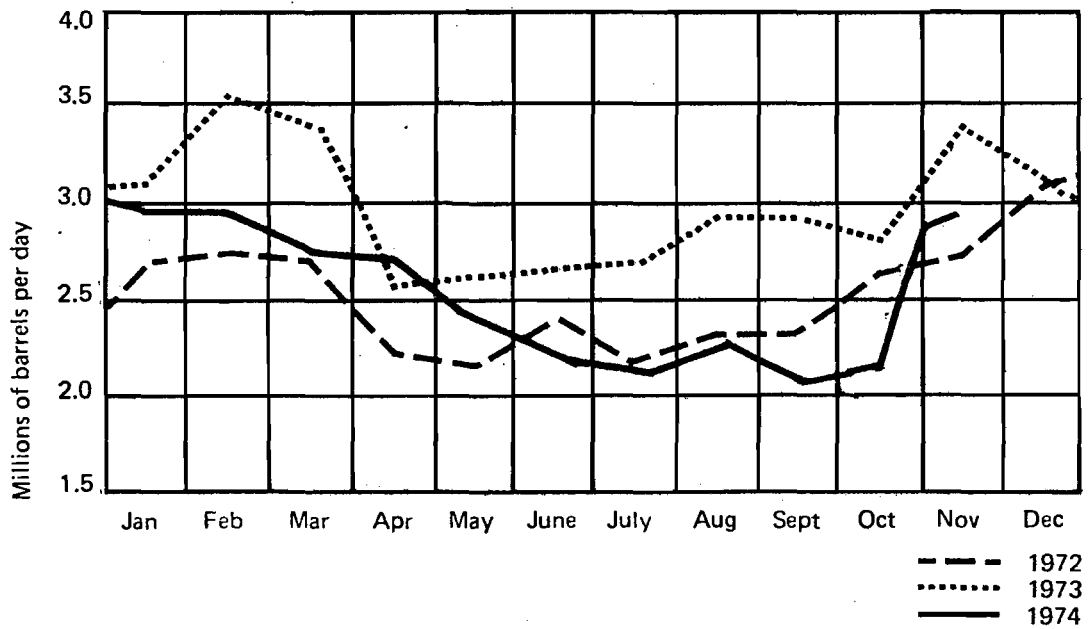
# Crude Oil-Imports

Average for the month through September 1974



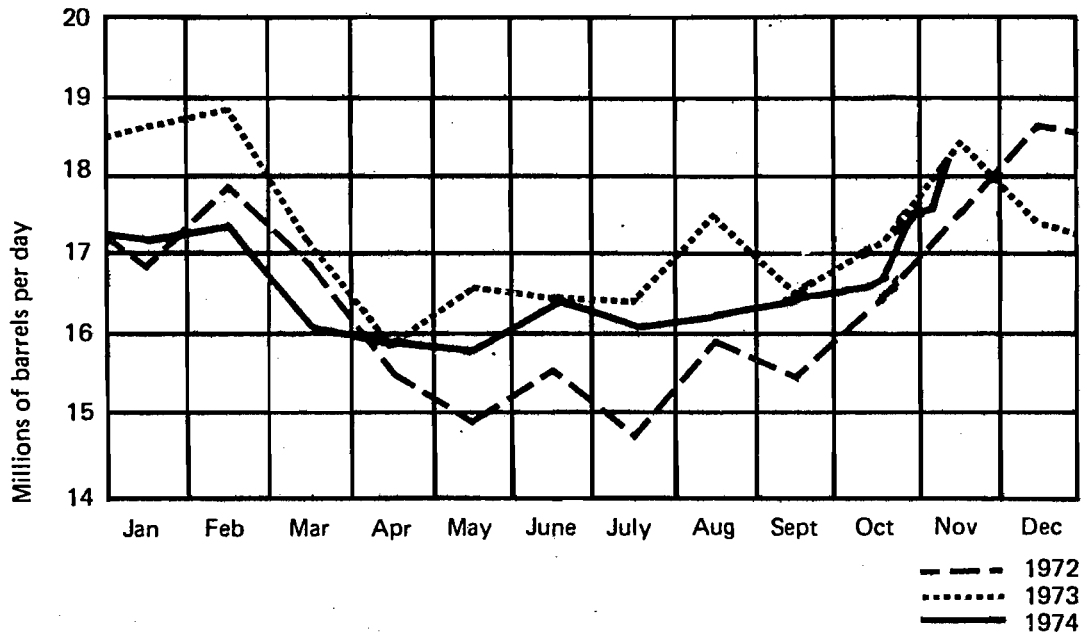
# Imports of Refined Products

Average for the month through September, 1974



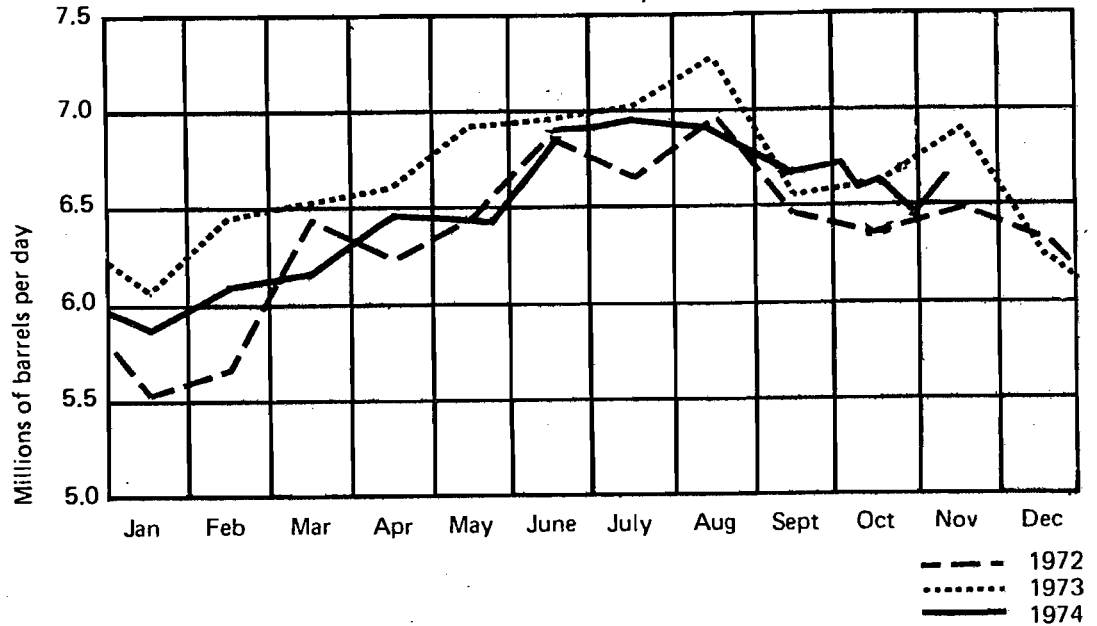
# Domestic Demand for Products

Average for the month through September 1974



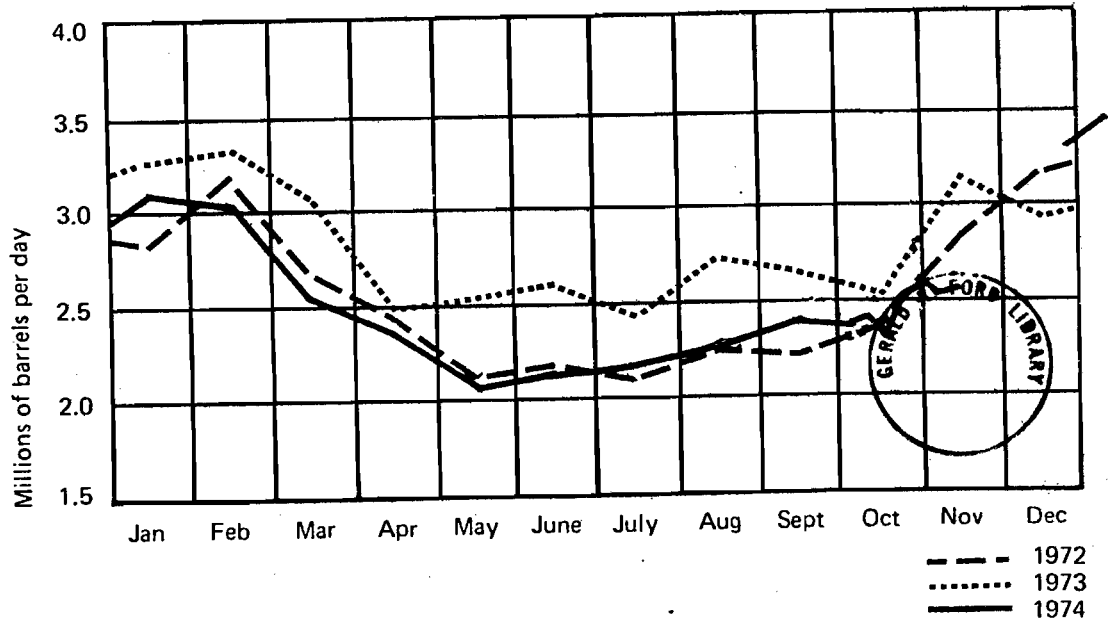
# Motor Gasoline-Domestic Demand

Average for the month through September 1974



# Residual Fuel Oil-Domestic Demand

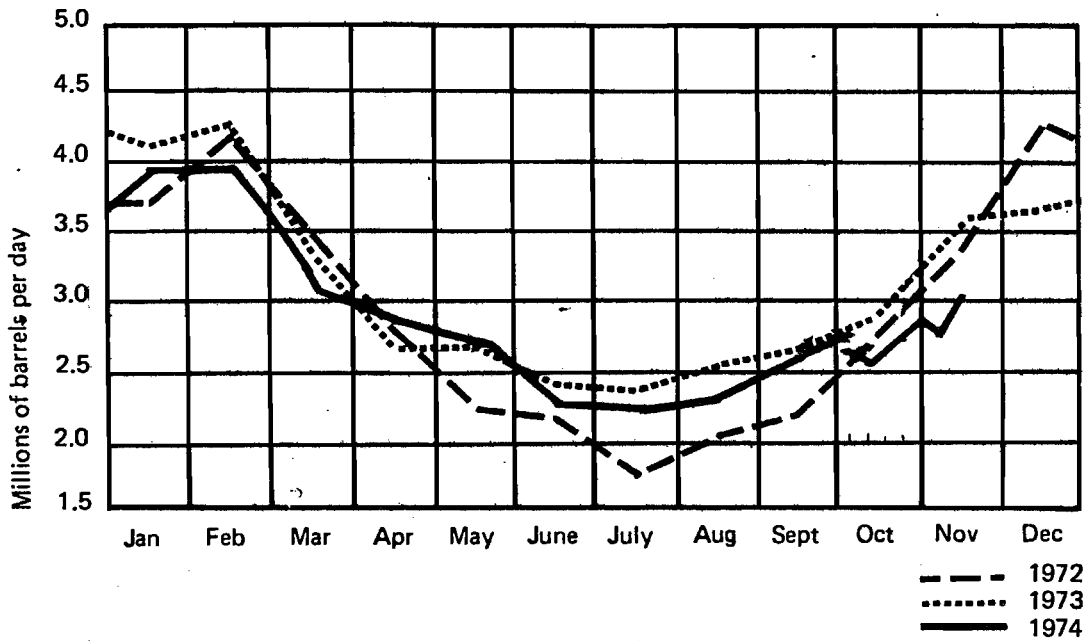
Average for the month through September 1974






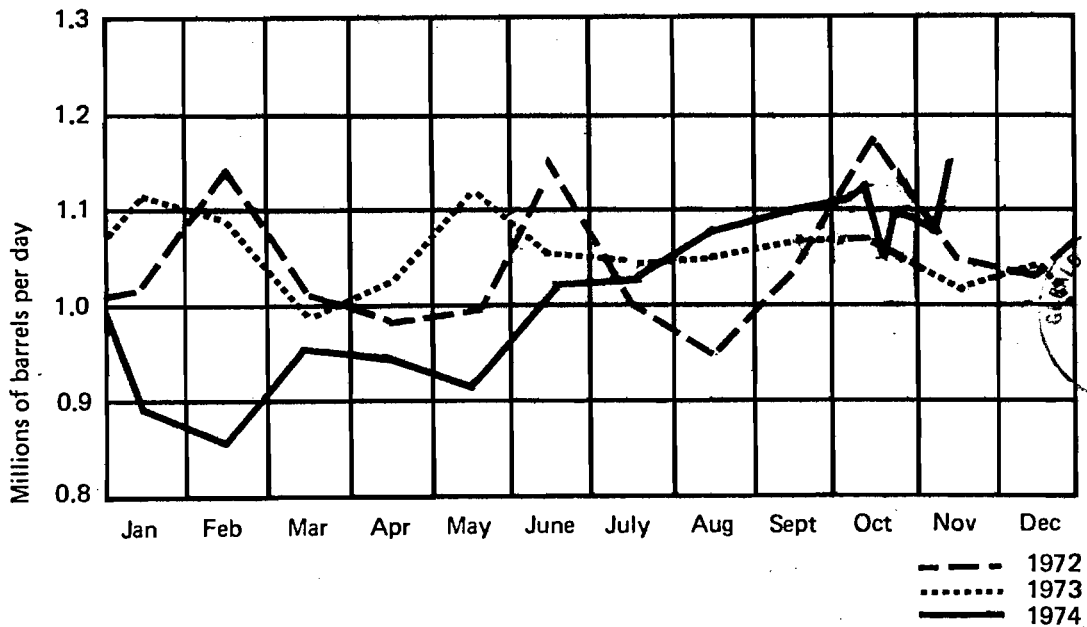
# Distillate Fuel Oil Domestic Demand

Average for the month through September 1974



# Jet Fuel-Domestic Demand

Average for the month through September 1974



EXECUTIVE OFFICE OF THE PRESIDENT

OFFICE OF MANAGEMENT AND BUDGET

WASHINGTON, D.C. 20503

December 19, 1974

BRIEFING ON ENERGY POLICY OPTIONS AND RECOMMENDATIONS

Thursday, December 19, 1974

3:30 p.m. (120 minutes)

The Cabinet Room

From: Frank Zarb

I. PURPOSE


To review and discuss the options for responding to the Nation's energy problems developed by the Energy Resources Council.

II. BACKGROUND, PARTICIPANTS & PRESS PLAN

- A. Background: The Energy Resources Council has completed its 12 month effort to assess the Nation's energy situation and develop specific options for responding to that situation. The options and the ERC's recommendations will be discussed. No decisions are expected at the meeting.
- B. Participants: Rogers Morton, Frank Zarb, Bill Simon, Henry Kissinger, Roy Ash, Russell Train, Bill Seidman, Alan Greenspan, John Hill, Eric Zausner, Mike Duval, Arthur Burns.
- C. Press Plan: Press photo opportunity. Meeting to be announced.

III. TALKING POINTS

- 1. As I indicated at our last meeting, the energy situation is complex and its solutions are difficult. Your memorandum to me lays this out very well.
- 2. I appreciate the work that all of you have done, not only over the past several weeks, but also the past year. I am confident that your effort is the most comprehensive effort ever undertaken, not only on energy, but probably on any subject.
- 3. I would like to have a thorough going discussion today of the key options. I do not plan to make any decisions until I have had time to fully explore each of the issues with you and others. We will have additional meetings on this subject before my decisions are made.
- 4. Rog Morton why don't you and Frank get started.



DEC 23 1974

MEMORANDUM FOR THE PRESIDENT

FROM: FRANK G. ZARB *Frank (rm)*

SUBJECT: LATEST PETROLEUM STATISTICS

Attached are the latest petroleum statistics for the four week period ending December 13, 1974.

- Demand is running significantly above last year's level and above your one million barrels per day program goal.
- Heating oil and residual oil are being consumed at reduced levels, but gasoline consumption and consumption of other products is above last year's levels.
- Total imports for the latest four weeks is 7.4 million barrels per day, up sharply from 6.2 million barrels per day last year. However, this is consistent with normal seasonal trends in the absence of the Arab embargo, but still several hundred thousand barrels above expected levels. This is possibly due to stockpiling given current Middle East uncertainties.
- In fact, total inventories of key products are also at high levels, 811 million barrels as compared to 740 million barrels last year.

Attachments (*this plus previous ones*)

P:EZausner:mef:rm. 4304:x8553:12/23/74



KEY PETROLEUM STATISTICS SUMMARY

For four-week period ending December 13, 1974

(In barrels per day)

TOTAL OIL DEMAND

|                                      |            |
|--------------------------------------|------------|
| Expected demand without conservation | 18,793,000 |
| Required to meet President's goal*   | 18,623,000 |
| Apparent demand**                    | 18,742,000 |
| Demand under (over) President's goal | (119,000)  |

OIL IMPORTS

|                                       |           |
|---------------------------------------|-----------|
| Expected imports without conservation | 6,807,000 |
| Required to meet President's goal*    | 6,637,000 |
| Actual imports                        | 7,407,000 |
| Imports under (over) President's goal | (770,000) |

DEMAND FOR KEY PRODUCTS

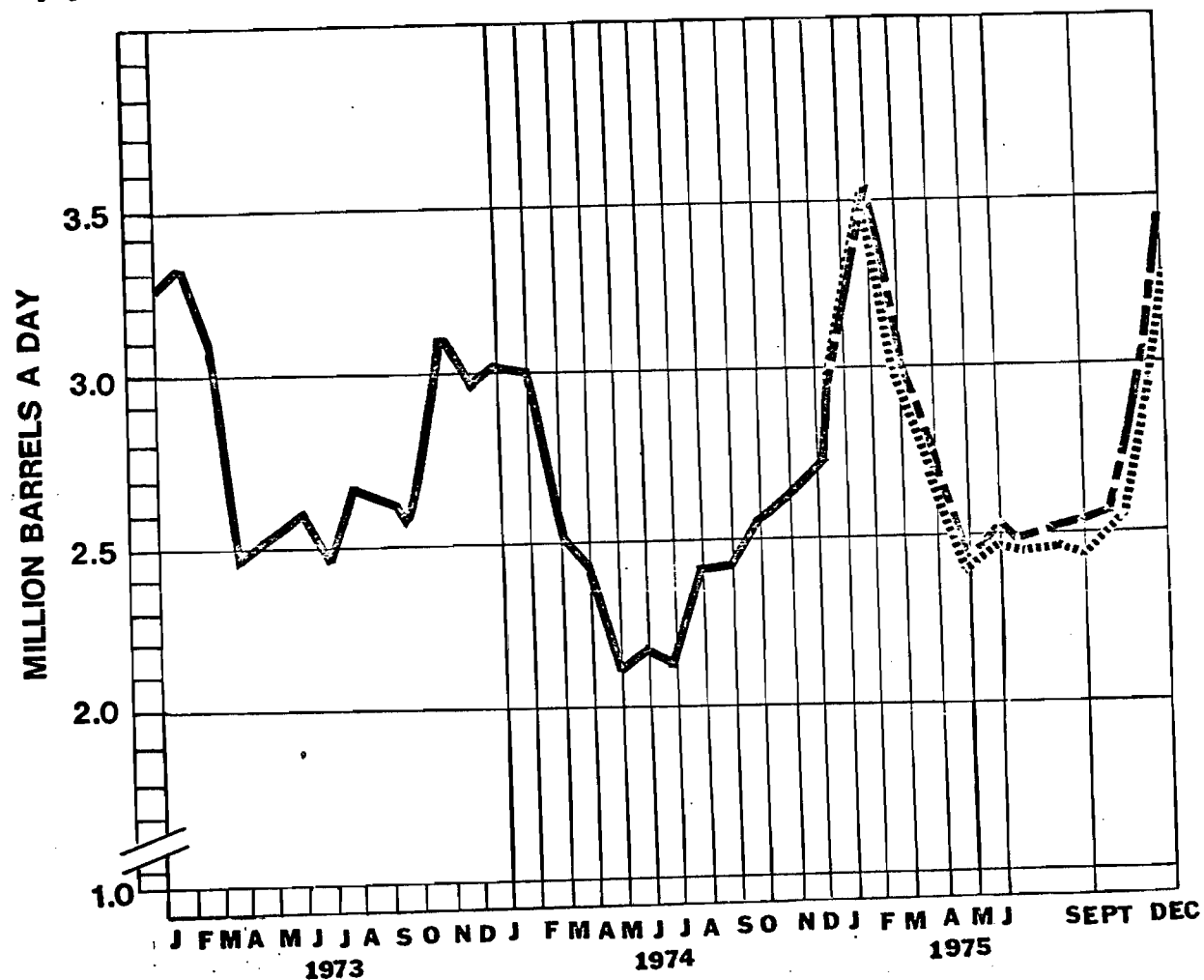
|                                      | <u>Gasoline</u> | <u>Heating Oil</u> | <u>Residual Oil</u> |
|--------------------------------------|-----------------|--------------------|---------------------|
| Expected demand without conservation | 6,348,000       | 4,073,000          | 3,218,000           |
| Required to meet President's goal    | 6,298,000       | 4,047,000          | 3,197,000           |
| Apparent demand**                    | 6,670,000       | 3,724,000          | 2,907,000           |
| Demand under (over) President's goal | (372,000)       | 323,000            | 290,000             |

\*For the one million barrel per day saving goal, 170,000 barrels per day is the goal for the first three months of 1975.

\*\*Production plus imports, adjusted for inventory change in primary storage.




# Apparent Domestic Demand for Residual Fuel Oil

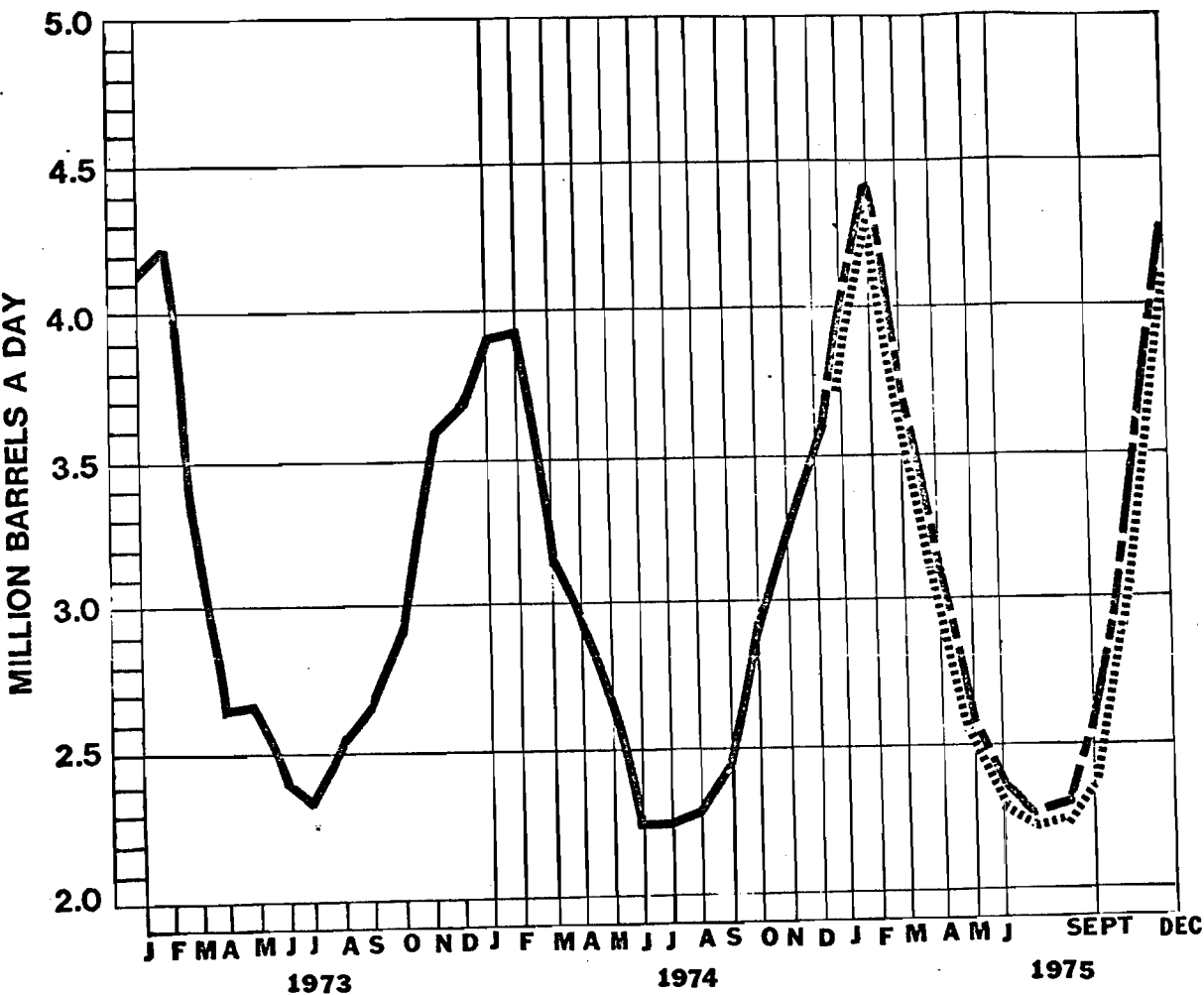


Sources: FEA from May 1974 forward.  
 Bureau of Mines for April 1974 and earlier.

**FORECAST** - - - - -  
**TARGET** .....  
**ACTUAL** \_\_\_\_\_



# Apparent Domestic Demand for Distillate Fuel Oil




Sources: FEA from May 1974

Bureau of Mines for April 1974 and earlier.

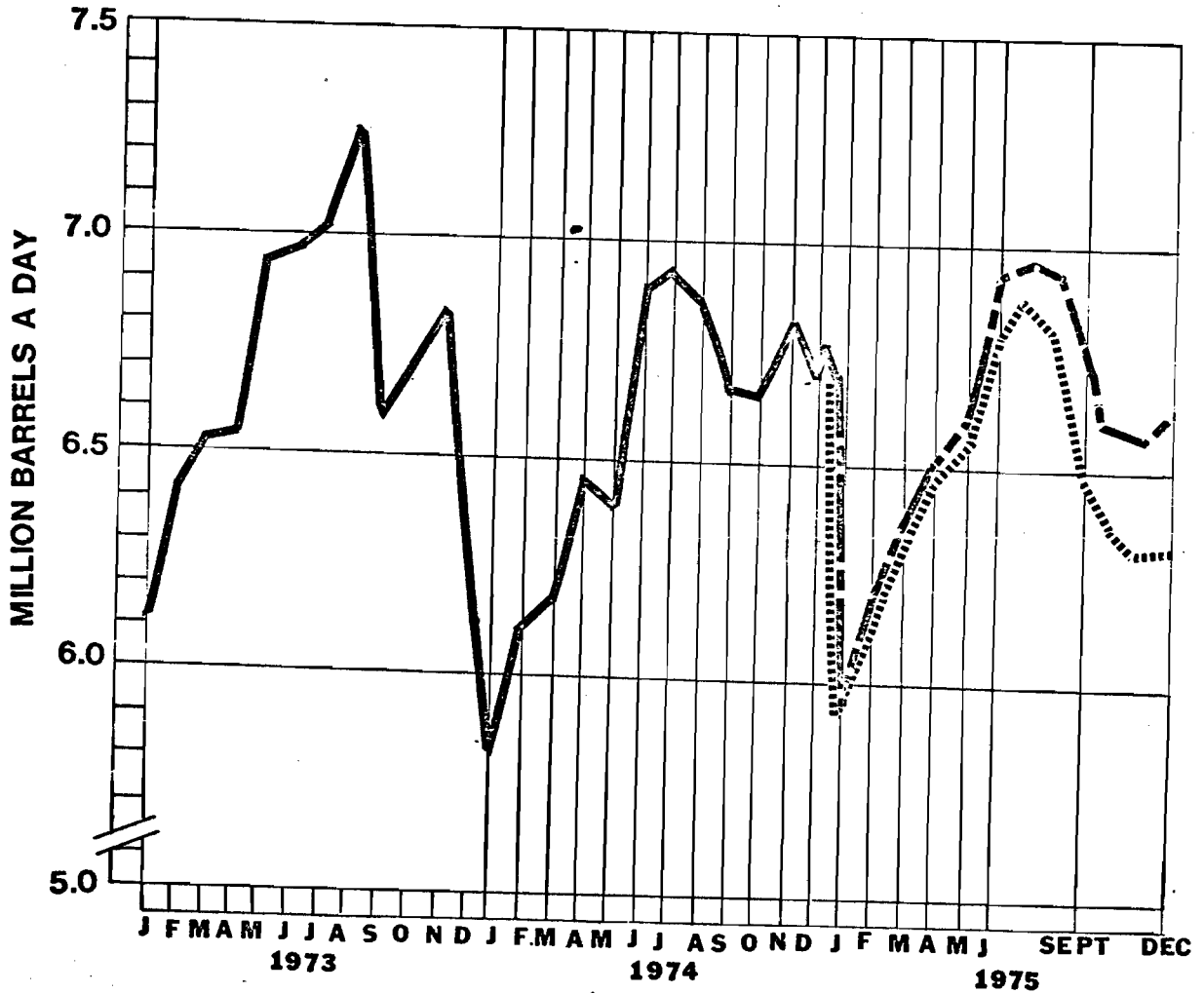
FORECAST

TARGET

ACTUAL



# Apparent Domestic Demand for Motor Gasoline



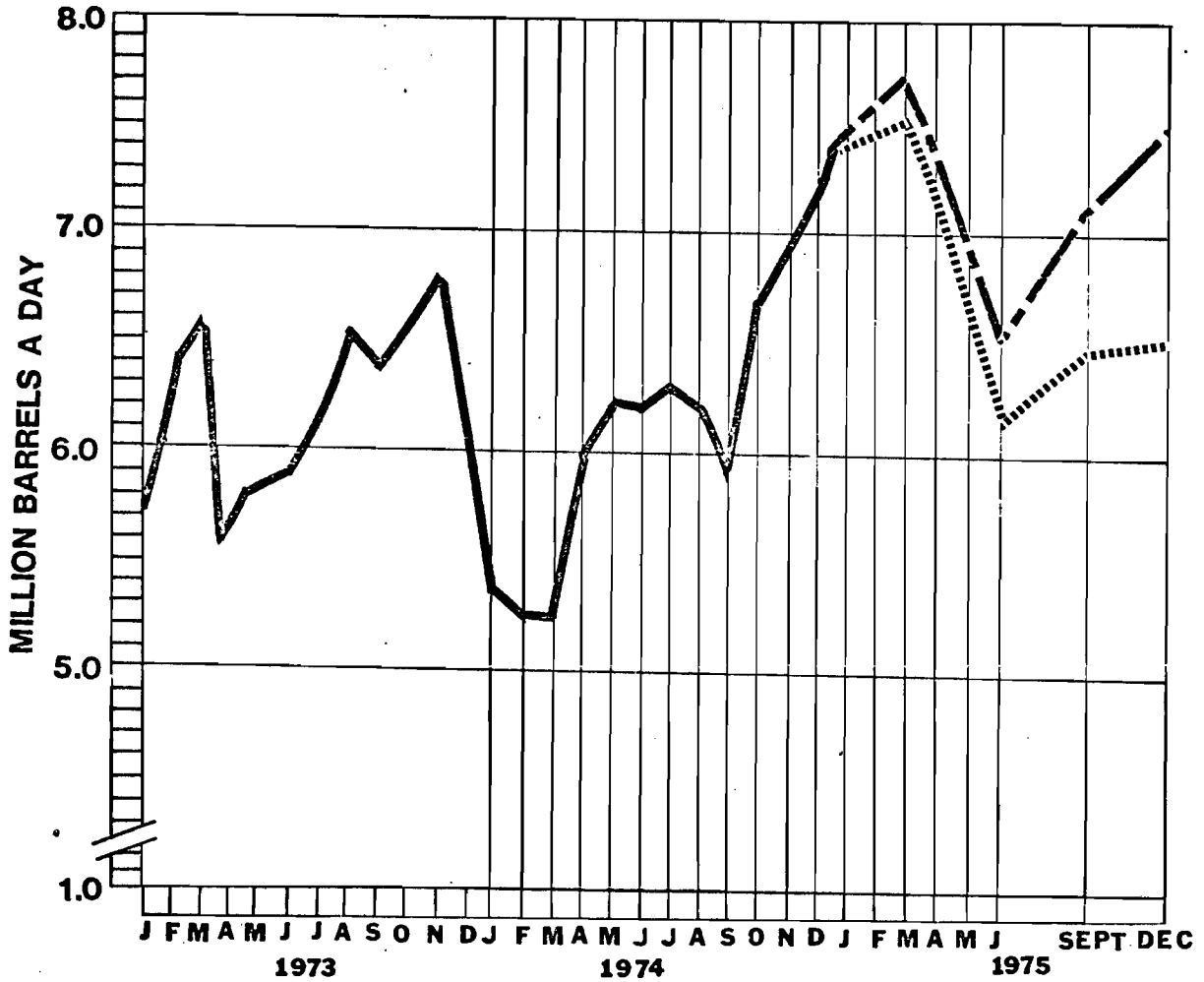
Sources: FEA from May 1974 and earlier.

Bureau of Mines for April 1974 and earlier.

FORECAST  
TARGET  
ACTUAL







# Petroleum Imports



Sources: FEA from May 1974 forward.

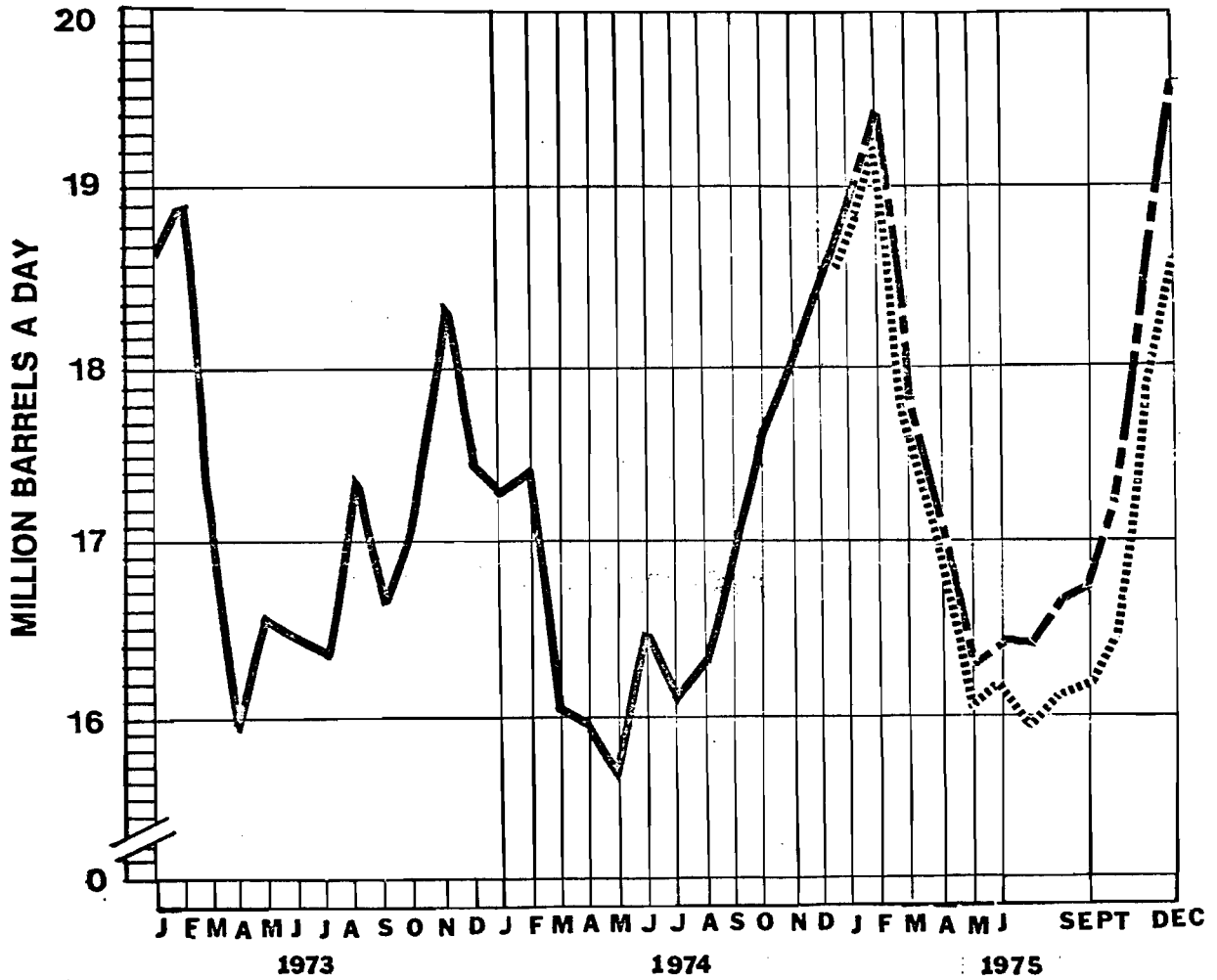
Bureau of Mines for April 1974 and earlier.

FORECAST   
 TARGET   
 ACTUAL 








# Apparent Demand For Products

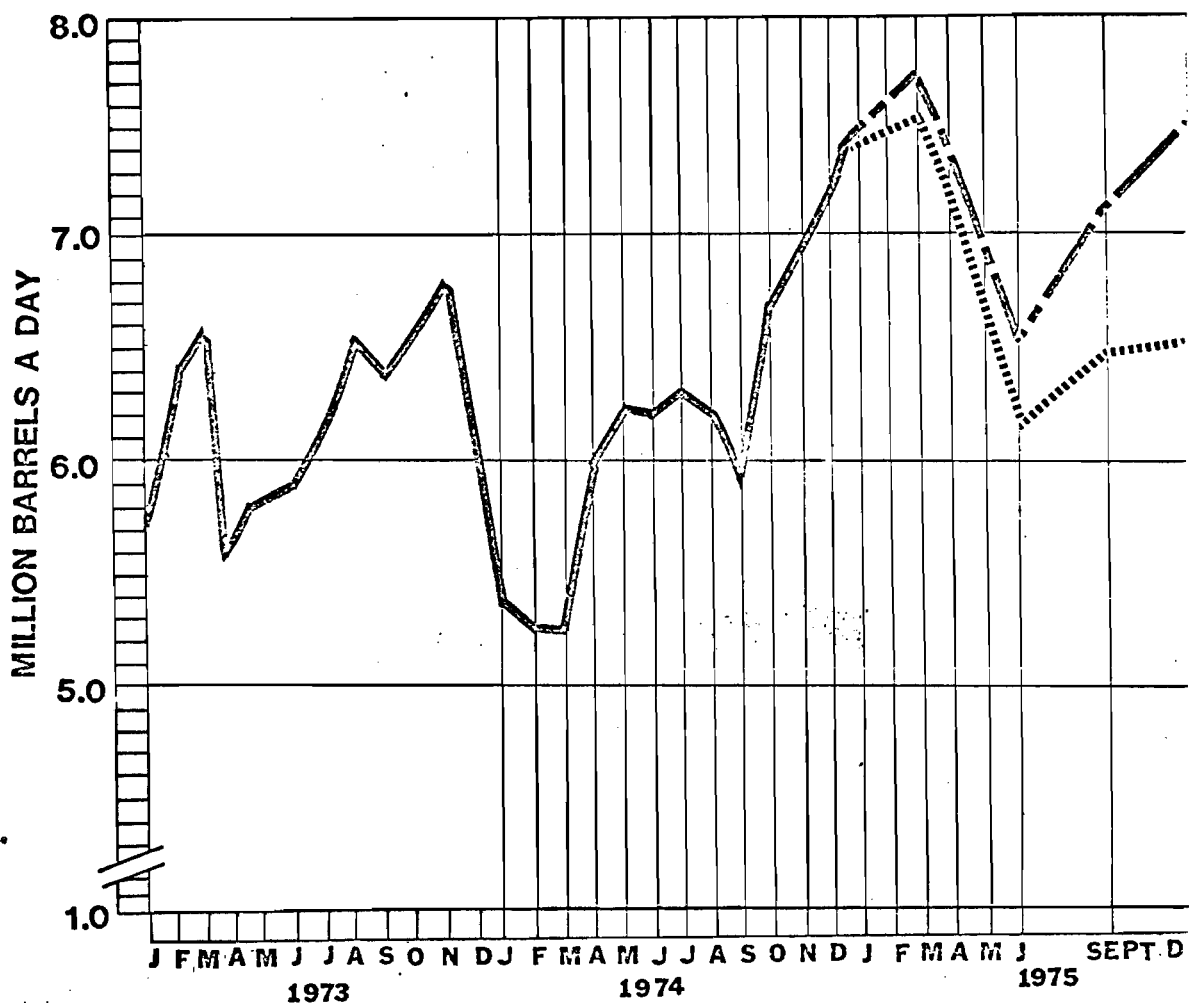


Sources: FEA from May 1974 and earlier.




Bureau of Mines for April 1974 and earlier.

FORECAST   
 TARGET   
 ACTUAL 

# Petroleum Imports



Sources: FEA from May 1974 forward.  
 Bureau of Mines for April 1974 and earlier.

FORECAST   
 TARGET   
 ACTUAL 



*Chow*



FEDERAL ENERGY ADMINISTRATION  
WASHINGTON, D. C. 20461

OFFICE OF THE ADMINISTRATOR

December 26, 1974

MEMORANDUM FOR THE PRESIDENT

THROUGH: ROGERS C.B. MORTON  
FROM: FRANK G. ZARB *FZ*  
SUBJECT: ENERGY MEETING FRIDAY, DECEMBER 27

Attached is a preliminary briefing paper for our third energy policy meeting.

We now have a wide agreement among the Energy Resources Council Members concerning the total size and shape of the recommended energy package.

During our last meeting you raised a number of questions and you will recall there were disagreements on a limited number of issues. At our meeting on Friday, we will outline a proposed National Energy Policy, answer the questions you raised, and request a decision on the eight remaining issues.

Attachment

*(Mr Noel has a copy of att.)*

