

The original documents are located in Box 25, folder “5/28/75 HR4481 Emergency Employment Appropriation Act 1975 (vetoed) (2)” of the White House Records Office: Legislation Case Files at the Gerald R. Ford Presidential Library.

Copyright Notice

The copyright law of the United States (Title 17, United States Code) governs the making of photocopies or other reproductions of copyrighted material. Gerald R. Ford donated to the United States of America his copyrights in all of his unpublished writings in National Archives collections. Works prepared by U.S. Government employees as part of their official duties are in the public domain. The copyrights to materials written by other individuals or organizations are presumed to remain with them. If you think any of the information displayed in the PDF is subject to a valid copyright claim, please contact the Gerald R. Ford Presidential Library.

Exact duplicates within this folder were not digitized.

FOR IMMEDIATE RELEASE

MAY 29, 1975

OFFICE OF THE WHITE HOUSE PRESS SECRETARY

THE WHITE HOUSE

TO THE HOUSE OF REPRESENTATIVES:

I return without my approval, H.R. 4481, the Emergency Employment Appropriation Act.

Earlier this year, I asked the Congress for legislation to deal with the Nation's most immediate employment problems through an extension of public service jobs and a program of summer youth employment.

The Congress has taken this simple, straightforward and specific proposal and turned it into a bill containing a host of provisions of questionable value.

This bill, as presented to me, is not an effective response to the unemployment problem. It would exacerbate both budgetary and economic pressures, and its chief impact would be felt long after our current unemployment problems are expected to subside.

The bill authorizes spending of \$3.3 billion above my budget requests. Almost half of this added spending would occur in fiscal 1976 and an appreciable amount of spending would continue in calendar year 1977. Economic recovery is expected to be well underway by the end of 1975, and the accelerative influences of this bill would come much too late to give impetus to this recovery. Instead, those influences would run the risk of contributing to a new round of inflation later on.

In my address to the Nation on March 29, announcing my decision to sign the Tax Reduction Act, I stressed the need to keep the 1976 deficit below \$60 billion. This bill is one of many being considered by the Congress that, combined, would increase the deficit to \$100 billion or more. Already, Congressional actions and inactions have added \$7.3 billion to the 1975 deficit and \$4.4 billion to the 1976 deficit.

Such an increase in the Federal budget deficit would lead to an increase in Federal borrowing from private financial markets. These heavy Federal demands for capital could deprive business firms of funds needed for modernization and expansion of capacity.

Thus, H.R. 4481 would contribute to choking off the very economic growth it is intended to stimulate.

more



To help overcome the recession and high unemployment, I have proposed, and the Congress has enacted, a major tax cut. I have also proposed an extension of unemployment compensation benefits, together with increases, which are included in this bill for public service jobs and summer employment.

Further stimulus would hurt more than it would help our economy in the long run. H.R. 4481 provides for too much stimulus, too late, and I must therefore veto the bill.

The need remains, however, for a bill that will provide the funds I recommended for immediate and temporary employment through the public sector and summer youth jobs. Since student summer vacations are close at hand, I urge the Congress to pass such a bill as quickly as possible.

GERALD R. FORD

THE WHITE HOUSE,


May 28, 1975.

#



May 29, 1975

Received from the White House a sealed envelope said to contain a veto message from the President on H.R. 4481, An Act making emergency employment appropriations for the fiscal year ending June 30, 1975, and for other purposes.


Clerk of the House of Representatives


Time received



TO THE HOUSE OF REPRESENTATIVES:

I return without my approval, H.R. 4481, the Emergency Employment Appropriation Act.

Earlier this year, I asked the Congress for legislation to deal with the Nation's most immediate employment problems through an extension of public service jobs and a program of summer youth employment.

The Congress has taken this simple, straightforward and specific proposal and turned it into a bill containing a host of provisions of questionable value.

This bill, as presented to me, is not an effective response to the unemployment problem. It would exacerbate both budgetary and economic pressures, and its chief impact would be felt long after our current unemployment problems are expected to subside.

The bill authorizes spending of \$3.3 billion above my budget requests. Almost half of this added spending would occur in fiscal 1976 and an appreciable amount of spending would continue in calendar year 1977. Economic recovery is expected to be well underway by the end of 1975, and the accelerative influences of this bill would come much too late to give impetus to this recovery. Instead, those influences would run the risk of contributing to a new round of inflation later on.

In my address to the Nation on March 29, announcing my decision to sign the Tax Reduction Act, I stressed the need to keep the 1976 deficit below \$60 billion. This bill is one of many being considered by the Congress that, combined, would increase the deficit to \$100 billion or more. Already, Congressional actions and inactions have added \$7.3 billion to the 1975 deficit and \$4.4 billion to the 1976 deficit.



Delivered to Clerk of House: 5/29/75 (3:00pm)

(Stencilled)

Such an increase in the Federal budget deficit would lead to an increase in Federal borrowing from private financial markets. These heavy Federal demands for capital could deprive business firms of funds needed for modernization and expansion of capacity.

Thus, H.R. 4481 would contribute to choking off the very economic growth it is intended to stimulate.

To help overcome the recession and high unemployment, I have proposed, and the Congress has enacted, a major tax cut. I have also proposed an extension of unemployment compensation benefits, together with increases, which are included in this bill for public service jobs and summer employment.

Further stimulus would hurt more than it would help our economy in the long run. H.R. 4481 provides for too much stimulus, too late, and I must therefore veto the bill.

The need remains, however, for a bill that will provide the funds I recommended for immediate and temporary employment through the public sector and summer youth jobs. Since student summer vacations are close at hand, I urge the Congress to pass such a bill as quickly as possible.

Gerald R. Ford

THE WHITE HOUSE,
May 28, 1975



EMERGENCY EMPLOYMENT APPROPRIATIONS ACT, 1975

MARCH 7, 1975.—Committed to the Committee of the Whole House on the State of the Union and ordered to be printed

Mr. MAHON, from the Committee on Appropriations, submitted the following

REPORT

together with


MINORITY AND ADDITIONAL VIEWS

[To accompany H.R. 4481]

The Committee on Appropriations submits the following report in explanation of the accompanying bill making emergency employment appropriations for the fiscal year ending June 30, 1975, and for other purposes.

INDEX TO BILL AND REPORT

	Page number	
	Bill	Report
Narrative summary of bill.....		2
Tabular summary of bill.....		9
Title I:		
Chapter I—Agriculture and Related Agencies.....	2	17
Chapter II—Housing and Urban Development—Independent Agencies.....	3	23
Chapter III—Interior.....	3	25
Chapter IV—Labor, Health, Education, and Welfare.....	6	33
Chapter V—Public Works.....	8	39
Chapter VI—State, Justice, Commerce, and Judiciary.....	9	73
Chapter VII—Treasury, Postal Service, and General Government.....	10	77



INTRODUCTION

The bill which this report accompanies provides a grand total of \$5,936,636,000—\$5,368,474,000 in new budget authority, \$485,000,000 in loan authority and \$83,162,000 in liquidation of contract authority—for the emergency acceleration of existing Federal programs and projects in order to increase immediately employment throughout the nation. Estimates indicate that over 900,000 jobs should be directly provided by this bill.

A CONGRESSIONAL COMMITMENT TO JOBS FOR ALL AMERICANS

For many years the Congress has been steadfast in its commitment to jobs for Americans. The Employment Act of 1946 clearly sets forth the policy of this nation in regard to jobs for its citizens. The Act states the following:

Sec. 2. The Congress hereby declares that it is the continuing policy and responsibility of the Federal Government to use all practicable means consistent with its needs and obligations and other essential considerations of national policy, with the assistance and cooperation of industry, agriculture, labor, and State and local governments, to coordinate and utilize all its plans, functions, and resources for the purpose of creating and maintaining, in a manner calculated to foster and promote free competitive enterprise and the general welfare, conditions under which there will be afforded useful employment opportunities, including self-employment, for those able, willing, and seeking to work, and to promote maximum employment, production, and purchasing power.

The Congress reaffirms this policy and stresses its resolve that the existing high rate of unemployment must be reduced.

THE CURRENT ECONOMIC SITUATION

All significant indicators show a grave economic situation. Given current conditions, there are no signs indicating quick recovery.

The gross national product is declining in terms of constant dollars, with a drop of 2.2% in 1974 and a projected drop of 3.3% in 1975. In 1973 GNP rose by 5.9%.

Inflation continues at a high rate—an average of 11.0% in 1974 with a projection of 11.3% in 1975. In 1973 inflation was 6.2%.

The balance of payments shows a negative \$5.6 billion in 1974 with few prospects for improvement in 1975. In 1973 the figure was a negative \$1.0 billion.

The housing industry has been in a decline since 1972 when the number of new starts reached 2.3 million. In 1974, this number had dropped to 1.3 million.

THE UNEMPLOYMENT PICTURE, JANUARY 1975

Unemployment has reached crisis proportions. In January, 7,500,000 people were unemployed and the unemployment rate (seasonally adjusted) was 8.2% of the civilian labor force. The past three months

have witnessed the sharpest rise in unemployment since the Great Depression of the 1930's. In the one month alone between December and January unemployment climbed a full one percent.

Unemployment is at its highest peak since the beginning of World War II.

Civilian employment at 84,562,000 declined by 1,238,000 below January, a year ago.

People receiving unemployment benefits totaled 5,179,000 in the week ending January 18, 1975. This was an increase of 2,439,000 over January 1974, or nearly double that of a year ago. Grave concerns are mounting over what will happen when those presently receiving unemployment benefits begin to exhaust the time period during which they are eligible for benefits. Estimates have been made which indicate that, unless current economic conditions change, about 400,000 people a month will exhaust their unemployment benefits during the July to December period.

Unemployment is widespread. Some parts of the economy have been hit harder than others, but the effects of rising unemployment pervade the entire economy. In addition to the automobile and construction industries, heavy unemployment exists in many other areas such as textiles, furniture, apparel, rubber, electrical, and paper as reflected by the following schedule.

Unemployment rates by Industry, January 1975

Industry	Unemployment rate (percent)
Automobile	24.0
Construction	22.6
Textiles	19.4
Lumber	17.8
Apparel	17.6
Rubber and plastics	13.8
Stone, clay, glass	12.9
Electrical equipment	12.9
Furniture	12.1
Food	11.8
Paper	11.4
Other transportation equipment	11.2
Primary metals	8.2
Chemicals	7.1

All components of the work force are suffering the impact of unemployment, particularly minorities, teenagers, and women. The unemployment rates for Negro and other minority groups are alarmingly high—10.5% for men, 11% for women, and an amazing 41% for teenagers. However the overall unemployment rate for all men aged 20 and over, is a relatively low 6.0% for January.

The rise in unemployment has hit with special force our Vietnam veterans. In January, the unemployment rates for such veterans aged 20-34 rose to 9%, up from 7.6% the previous month. Instead of having a rate lower than comparable aged non-veterans, the veterans are now experiencing a higher rate than the non-veterans.

The following schedule reflects the impact of unemployment on various sectors of the population.

UNEMPLOYMENT STATUS OF SELECTED LABOR FORCE CATEGORIES, 1971-74

Selected categories	Annual averages				Seasonally adjusted quarterly averages					1975, January
	1971	1972	1973	1974	1973, IV	1974				
						I	II	III	IV	
Unemployment rates (percent):										
All workers.....	5.9	5.6	4.9	5.6	4.7	5.2	5.1	5.5	6.5	8.2
Men, 20 years and over.....	4.4	4.0	3.2	3.8	3.0	3.5	3.5	3.7	4.7	6.0
Women, 20 years and over.....	5.7	5.4	4.8	5.5	4.7	5.1	5.0	5.4	6.5	8.1
Teenagers.....	16.9	16.2	14.5	16.0	14.3	15.3	15.1	16.0	17.5	20.8
White.....	5.4	5.0	4.3	5.0	4.2	4.7	4.7	5.0	5.9	7.5
Negro and other races.....	9.9	10.0	8.9	9.9	8.6	9.3	9.0	9.5	11.8	13.4
Full-time workers.....	5.5	5.1	4.3	5.1	4.3	4.6	4.6	5.0	6.2	7.7
Part-time workers.....	8.7	8.6	7.9	8.6	7.4	8.2	8.4	8.7	9.0	10.5

Nearly all areas of the country are affected by the unemployment crisis. At the present time, a total of 67 out of the 150 major urban areas are in the "substantial unemployment" category.

The following table shows the January unemployment rate by State. This table shows the overall State average but even in those States with relatively low unemployment, certain industries such as housing may have very high rates.

Unemployment rate by State, January, 1975¹

State	Rate	State	Rate
Alabama.....	7.2	Montana.....	9.0
Alaska.....	11.4	Nebraska.....	5.8
Arizona.....	8.3	Nevada.....	10.7
Arkansas.....	9.9	New Hampshire.....	6.5
California.....	10.1	New Jersey.....	9.8
Colorado.....	5.1	New Mexico.....	7.2
Connecticut.....	8.7	New York.....	9.4
Delaware.....	8.6	North Carolina.....	10.4
District of Columbia.....	4.8	North Dakota.....	5.8
Florida.....	8.7	Ohio.....	8.0
Georgia.....	9.7	Oklahoma.....	5.4
Hawaii.....	7.2	Oregon.....	10.0
Idaho.....	9.2	Pennsylvania.....	8.5
Illinois.....	6.8	Puerto Rico.....	17.2
Indiana.....	9.1	Rhode Island.....	13.8
Iowa.....	5.1	South Carolina.....	8.9
Kansas.....	4.7	South Dakota.....	5.2
Kentucky.....	8.4	Tennessee.....	6.2
Louisiana.....	7.1	Texas.....	5.7
Maine.....	10.6	Utah.....	7.6
Maryland.....	5.4	Vermont.....	9.6
Massachusetts.....	10.4	Virginia.....	5.4
Michigan.....	13.9	Washington.....	9.4
Minnesota.....	8.1	West Virginia.....	8.5
Mississippi.....	6.2	Wisconsin.....	7.3
Missouri.....	7.7	Wyoming.....	5.5

¹ These are the latest figures that are available on a State basis and are preliminary and subject to adjustment.

DEVELOPMENT OF THE BILL

The Committee on Appropriations believes that the current economic situation requires unusual and emergency action. In recommending appropriations in the past the Committee has normally waited until a budget request was received from the President and then proceeded.

These critical times, however, require immediate positive action. Thus, the Committee, in cooperation with the leadership of the House, has in the last two weeks mobilized an intense effort to identify existing programs and areas where additional funds would immediately generate additional jobs.

BILL SUMMARY

The funds recommended in the bill represent a blend of two approaches to the unemployment problem—funding of programs such as public service jobs in which funds are used directly for the creation of jobs and funding of accelerated Federal construction, building and purchase programs where funds will be used to create jobs indirectly through construction contracts, purchase of automobiles for government use, further development of the Nation's recreational and public land resources, and other similar programs.

THE DIRECT CREATION OF JOBS

The bill provides \$1,625,000,000 in public service jobs; \$412,700,000 in summer jobs for youths; \$24,000,000 in jobs for older Americans; \$119,800,000 in work-study grants for college students; \$70,000,000 in the work incentive program to provide employment, training, and related child care for welfare recipients; and \$10,000,000 in jobs for youths in the Youth Conservation Corps.

These are funds which will be directly used to employ people. These programs should create over 200,000 jobs for adults for one year; 768,000 summer youth jobs; and about 250,000 part-time jobs for students attending college, including those attending college during this summer.

CAUTION ABOUT PUBLIC SERVICE JOBS

In recommending \$1,625,000,000 for public service jobs, the Committee fully funds the amount authorized for this program. The Committee makes this carefully considered recommendation only because of the severity of the unemployment problem, the requirement to have an immediate impact on joblessness, and in combination with the recommendation of other stimulative actions providing productive, tangible and lasting results. The Committee firmly believes that economic stability must be promoted through the private sector and stresses that the provision of such public service jobs should be viewed only as a temporary emergency action taken in response to the current economic crisis. The Committee is aware of the contribution that public service jobs can make to some local agencies of government, but emphasizes its belief that such jobs must eventually be fully funded by state and local governments if they are desired on a longer term or permanent basis.

The Committee is concerned about the potential for waste, mismanagement, and corruption that exist in public service jobs. It is essential that local officials manage this program in such a way as to fully implement the purposes for which it was created and not to use the program to enhance local political objectives or to replace already existing locally funded jobs with federally funded jobs.

JOB CREATION THROUGH GOVERNMENT STIMULATION OF CONSTRUCTION, MANUFACTURING, AND OTHER ECONOMIC ACTIVITIES

The Committee believes that the best way to create employment during an economic crisis is by giving people the opportunity for useful, productive work that will result in the increase of the man-made resources of this nation.

The Committee is recommending funding of \$3,675,136,000 for such projects. These include items such as the acceleration of on-going public works projects, increase of rural water and sewer grants, the improvement and modernization of existing veterans' hospitals, increased maintenance of the national cemeteries, reforestation and timber stand improvement, expansion and upgrading of facilities in national parks, forests and other federal lands, increased assistance to small businesses, construction of postal service facilities, major repairs and renovations of existing federal buildings, and the purchase of large numbers of automobiles.

It is difficult to estimate precisely how many jobs will be created through such programs. However, some studies show that the numbers would exceed 600,000, and large multiplier effects would also be generated.

BILL HIGHLIGHTS

Highlights of the major features of the Committee's recommendations include the following:

\$1,625,000,000 for public service jobs which should support 180,000 additional man years of employment.

\$375,000,000 additional to fully fund the job opportunities program of the Economic Development Administration, thus providing wide-ranging emergency employment assistance in urban and rural areas suffering from high levels of unemployment.

\$117,955,000 for the acceleration of approved projects under the Bureau of Reclamation and the Corps of Engineers to promptly provide jobs, increase national capital assets and promote conservation of resources across the nation.

\$385,000,000 for the loan programs of the Small Business Administration to increase and protect job opportunities in this essential sector of the economy.

\$443,000,000 for the purchase of 121,000 automobiles and other vehicles by the General Services Administration, the Postal Service and other agencies which will not only provide required additions and needed replacements for federal vehicle fleets, but will significantly impact on the industry presently hardest hit by the unemployment crisis.

\$154,385,000 in appropriations and \$83,162,000 for the liquidation of contract authority in the Department of the Interior and the Forest Service for immediate but lasting accomplishments including reforestation and timber stand improvement, fire prevention activities, habitat fencing, erosion control, hatchery improvements, and the construction and improvement of roads and trails and recreation facilities.

\$70,755,000 to make necessary and immediate improvements to facilities of the Veterans Administration, including repair and improvement and energy conservation projects at veterans' hospitals and medical facilities.

\$106,000,000 to accelerate construction of approved watershed and flood prevention operations of the Soil Conservation Service, which will immediately create jobs and enhance the nation's land and water resources through long term conservation benefits.

\$465,000,000 for the General Services Administration to undertake immediate construction, repair, alteration and improvement of public buildings in hundreds of locations across the country.

\$350,000,000 for the immediate construction and improvement of postal facilities on a nationwide basis which will generate jobs and provide lasting results.

\$150,000,000 for rural water and sewer grants, and an increase of \$300,000,000 in the loan level for this program to stimulate jobs in the construction industry and reduce the backlog of these needed projects which will provide safe drinking water and help prevent pollution of streams, lakes and rivers.

\$412,700,000 for summer youth employment which will generate 760,000 jobs for nine weeks of the summer.

\$10,000,000 for jobs under the Youth Conservation Corps.

\$70,000,000 for the Work Incentives Program to assist welfare recipients obtain employment and which will continue the present programs for which funds are currently being exhausted.

\$24,000,000 for community service employment for unemployed, low-income persons aged 55 or over which together with \$12,000,000 appropriated earlier and not spent should provide 12,000 jobs.

\$119,800,000 is provided for College Work-Study grants which will provide part-time employment to about 250,000 students in this academic year, during the summer and in academic year 1975-76.

EFFECTS OF THE BILL

In all, the funds recommended in this bill should generate over 900,000 new jobs. The creation of these jobs, over the next 3 to 8 months, will come at a time when they are most needed. The multiplier effects that such job creation will have should also be significant.

This bill reaffirms the Congressional resolve that all healthy Americans should seek work and be able to find it.

The strengths of the American people and the economy are enormous. Through the stimulation of these resources, there is little doubt but that the problems of the economy will be resolved. This bill, and other ongoing and proposed Federal programs, should assist in that stimulation.

INFLATIONARY IMPACT STATEMENT

Pursuant to clause 2(1)(4), Rule XI of the House of Representatives, the Committee estimates that enactment of this bill will have little overall inflationary impact on the operation of the national economy, given current economic conditions.

However, if the economy recovers faster than projected, then continued spending at the high levels proposed in this bill could generate inflationary pressures.

The bill will cause additional Federal spending totalling \$5,931,006,000 and shall create over 900,000 jobs.

Presently, there are serious downturns in the economy and in certain industries throughout the Nation. To the extent that this bill generates economic activity in these areas of the economy and stimulates further economic growth, inflation should not be the result.

The bill does not directly impact on food and fuel, two areas which have had the highest rates of inflation; although, indirectly there will be some impact. The inflationary impact of this will be offset, however, by the real economic growth that this bill produces.

Federal spending by definition is not necessarily inflationary. The inflationary impact only occurs when funds are being spent in areas for which demand exceeds supply. That does not appear to be the case in the instance of this bill.

CHANGES IN EXISTING LAW

Pursuant to clause 3, rule XXI, of the House of Representatives, the following statement is submitted describing the effect of provisions in the bill which directly or indirectly change the application of existing law.

The Committee has included a provision on page seven of the bill under the heading "Higher education" which changes the terms of availability of certain funds contained in the Departments of Labor and Health, Education, and Welfare Appropriations Acts for fiscal years 1974 and 1975 (Public Laws 93-192 and 93-517). The purpose of this proviso is to extend the availability of certain College Work-Study funds for one additional year beyond the year for which they were appropriated in order to permit the reallocation of these funds among eligible institutions.

NEED FOR PROMPT ACTION BY THE EXECUTIVE BRANCH

The Committee on Appropriations fully intends that the provisions in this bill be promptly carried out by the Executive. Any ceilings which have been established in the Executive Branch by administrative action for employment and outlays should be increased to the extent necessary to fulfill the provisions of this bill.

TABULAR SUMMARY

The table beginning on the following page summarizes the revised budget requests and the amounts in the bill by chapters:

SUMMARY

COMPARATIVE STATEMENT OF NEW BUDGET (OBLIGATIONAL) AUTHORITY RECOMMENDED IN THE BILL

Department or activity	Budget estimates, 1976	Recommended in the bill	Bill compared with estimates
TITLE I			
CHAPTER I			
DEPARTMENT OF AGRICULTURE			
Farmer's Home Administration:			
Agricultural Credit Insurance Fund:			
Soil Conservation loans (watershed).....		(\$85, 000, 000)	(+\$85, 000, 000)
Operating loans.....		(150, 000, 000)	(+150, 000, 000)
Rural water and waste disposal grants.....		150, 000, 000	+150, 000, 000
Rural Development Insurance Fund:			
Water and sewer facility loans.....		(300, 000, 000)	(+300, 000, 000)
Salaries and expenses.....		6, 500, 000	+6, 500, 000
Soil Conservation Service:			
Watershed and flood prevention operations.....		106, 000, 000	+106, 000, 000
Resource conservation and development.....		8, 750, 000	+8, 750, 000
Total, Chapter I:			
New budget (obligational) authority.....		271, 250, 000	+271, 250, 000
Direct and insured loan level.....		(485, 000, 000)	(+485, 000, 000)

**COMPARATIVE STATEMENT OF NEW BUDGET (OBLIGATIONAL) AUTHORITY RECOMMENDED
IN THE BILL—Continued**

Department or activity	Budget estimates, 1976	Recommended in the bill	Bill compared with estimates
CHAPTER II			
ENVIRONMENTAL PROTECTION AGENCY			
Abatement and Control.....		\$350,000	+ \$350,000
VETERANS ADMINISTRATION			
General works programs.....		70,755,000	+70,105,000
Total, Chapter II: New budget (obligational) authority.....		71,105,000	+71,105,000
CHAPTER III			
DEPARTMENT OF THE INTERIOR			
BUREAU OF LAND MANAGEMENT			
Management of lands and resources.....		6,548,000	+6,548,000
Construction and maintenance.....		5,295,000	+5,295,000
<i>Public lands development roads and trails (appropriation to liquidate contract authority)</i>		(2,462,000)	(+2,462,000)
Total, Bureau of Land Management.....		11,843,000	+11,843,000
UNITED STATES FISH AND WILDLIFE SERVICE			
Construction and anadromous fish.....		21,216,000	+21,216,000
NATIONAL PARK SERVICE			
Operation of the national park system.....		5,700,000	+5,700,000
Planning and construction.....		22,100,000	+22,100,000

<i>Road construction (appropriation to liquidate contract authority)</i>	(12,700,000)	(+12,700,000)
Total, National Park Service.....	27,800,000	+27,800,000
BUREAU OF INDIAN AFFAIRS		
Operation of Indian programs.....	5,000,000	+5,000,000
Construction.....	7,896,000	+7,896,000
<i>Road construction (appropriation to liquidate contract authority)</i>	(12,000,000)	(+12,000,000)
Total, Bureau of Indian Affairs.....	12,896,000	+12,896,000
Total, Department of the Interior.....	73,755,000	+73,755,000
<i>Appropriation to liquidate contract authority</i>	(27,162,000)	(+27,162,000)
RELATED AGENCIES		
DEPARTMENT OF AGRICULTURE		
FOREST SERVICE		
Forest protection and utilization:		
Forest land management.....	56,080,000	+56,080,000
State and private forestry cooperation.....	1,000,000	+1,000,000
Total, forest protection and utilization.....	57,080,000	+57,080,000
Construction and land acquisition.....	18,000,000	+18,000,000
Youth conservation corps.....	5,000,000	+5,000,000
<i>Forest roads and trails (appropriation to liquidate contract authority)</i>	(56,000,000)	(+56,000,000)
Total, Forest Service.....	80,080,000	+80,080,000

**COMPARATIVE STATEMENT OF NEW BUDGET (OBLIGATIONAL) AUTHORITY RECOMMENDED
IN THE BILL—Continued**

Department or activity	Budget estimates, 1976	Recommended in the bill	Bill compared with estimates
CHAPTER III—Continued			
DEPARTMENT OF THE INTERIOR—Continued			
RELATED AGENCIES—Continued			
HEALTH SERVICES ADMINISTRATION			
Indian health facilities.....	-----	\$12, 574, 000	+ \$12, 574, 000
Total, Related Agencies.....	-----	97, 654, 000	+ 97, 654, 000
<i>Appropriation to liquidate contract authority</i>	-----	(56, 000, 000)	(+ 56, 000, 000)
Total, Chapter III:	-----	-----	-----
New budget (obligational) authority.....	-----	171, 689, 000	+ 171, 689, 000
<i>Appropriations to liquidate contract authority</i>	-----	(88, 162, 000)	(+ 88, 162, 000)
CHAPTER IV			
DEPARTMENT OF LABOR			
MANPOWER ADMINISTRATION			
Comprehensive manpower assistance.....	-----	412, 700, 000	+ 412, 700, 000
Community service employment for older Americans.....	-----	24, 000, 000	+ 24, 000, 000
Temporary employment assistance.....	\$125, 000, 000	1, 625, 000, 000	+ 1, 500, 000, 000
Total, Department of Labor.....	125, 000, 000	2, 061, 700, 000	+ 1, 936, 700, 000

12

DEPARTMENT OF HEALTH, EDUCATION, AND WELFARE			
OFFICE OF EDUCATION			
Higher education.....	-----	119, 800, 000	+ 119, 800, 000
SOCIAL AND REHABILITATION SERVICE			
Work incentives.....	-----	70, 000, 000	+ 70, 000, 000
Total, Department of Health, Education, and Welfare.....	-----	189, 800, 000	+ 189, 800, 000
Total, Chapter IV:	-----	-----	-----
New budget (obligational) authority.....	125, 000, 000	2, 251, 500, 000	+ 2, 126, 500, 000
CHAPTER V			
DEPARTMENT OF DEFENSE—CIVIL			
DEPARTMENT OF THE ARMY			
CORPS OF ENGINEERS—CIVIL			
Construction, General.....	-----	58, 055, 000	+ 58, 055, 000
Operation and maintenance, general.....	-----	48, 000, 000	+ 48, 000, 000
Total, Corps of Engineers, Civil.....	-----	106, 055, 000	+ 106, 055, 000
DEPARTMENT OF THE INTERIOR			
BUREAU OF RECLAMATION			
Construction and Rehabilitation.....	-----	9, 600, 000	+ 9, 600, 000
Operation and Maintenance.....	-----	2, 300, 000	+ 2, 300, 000
Total, Bureau of Reclamation.....	-----	11, 900, 000	+ 11, 900, 000
Total, Chapter V, new budget (obligation) authority.....	-----	117, 955, 000	+ 117, 955, 000

13

**COMPARATIVE STATEMENT OF NEW BUDGET (OBLIGATIONAL) AUTHORITY RECOMMENDED
IN THE BILL—Continued**

Department or activity	Budget estimates, 1975	Recommended in the bill	Bill compared with estimates
CHAPTER VI			
DEPARTMENT OF COMMERCE			
ECONOMIC DEVELOPMENT ADMINISTRATION			
Job Opportunities Program.....	-----	\$375,000,000	+\$375,000,000
RELATED AGENCIES			
Small Business Administration	-----	210,000,000	+210,000,000
Business Loan and Investment Fund.....	-----	175,000,000	+175,000,000
Disaster Loan Fund.....	-----	385,000,000	+385,000,000
Total, Small Business Administration.....	-----	760,000,000	+760,000,000
Total, Chapter VI.....	-----		
CHAPTER VII			
DEPARTMENT OF THE TREASURY			
Office of the Secretary.....	-----	2,000,000	+2,000,000
Federal Law Enforcement Training Center, Salaries and expenses.....	-----	3,500,000	+3,500,000
Bureau of Alcohol, Tobacco, & Firearms.....	-----	6,500,000	+6,500,000
U.S. Customs Service.....	-----	52,900,000	+52,900,000
Construction, Border Stations.....	-----	3,175,000	+3,175,000

14

Internal Revenue Service:			
Accounts Collection and Taxpayer Service.....	-----	5,000,000	+5,000,000
Compliance.....	-----	400,000	+400,000
U.S. Secret Service.....	-----	6,500,000	+6,500,000
Total, Treasury Department.....	-----	79,975,000	+79,975,000
U.S. Postal Service			
Payment to the Postal Service Fund.....	-----	900,000,000	+900,000,000
INDEPENDENT AGENCIES			
GENERAL SERVICES ADMINISTRATION			
Federal Buildings Fund:			
Construction.....	-----	25,000,000	+25,000,000
Alterations and major repairs.....	-----	340,000,000	+340,000,000
Real property operations.....	-----	100,000,000	+100,000,000
Total, Federal Buildings Fund.....	-----	465,000,000	+465,000,000
General Supply Fund.....	-----	280,000,000	+280,000,000
Total, General Services Administration.....	-----	745,000,000	+745,000,000
Total, Chapter VII.....	-----	1,724,975,000	+1,724,975,000
Grand Total:			
New budget (obligational) authority.....	\$125,000,000	5,368,474,000	+5,513,474,000
Direct and insured loan level.....	-----	(485,000,000)	(+485,000,000)
Appropriations to liquidate contract authority.....	-----	(83,162,000)	(+83,162,000)

15

TITLE I

CHAPTER I

SUBCOMMITTEE ON AGRICULTURE AND RELATED AGENCIES

JAMIE L. WHITTEN, Mississippi, *Chairman*

GEORGE E. SHIPLEY, Illinois
FRANK E. EVANS, Colorado
BILL D. BURLISON, Missouri
MAX BAUCUS, Montana
OTTO E. PASSMAN, Louisiana
WILLIAM H. NATCHER, Kentucky
BOB CASEY, Texas

MARK ANDREWS, North Dakota
J. KENNETH ROBINSON, Virginia
JOHN T. MYERS, Indiana

DEPARTMENT OF AGRICULTURE

BASIS FOR COMMITTEE RECOMMENDATIONS

The need to speed up the restoration of the general economy has caused us to turn to agriculture, and those constructive programs which come under the U.S. Department of Agriculture, which due to lack of funds (including limitations on travel, the restrictions on which are presently being removed by action of the Congress), personnel, or for other reasons have been held up. Members of the Committee have known these programs were being held back, but not to the extent revealed by the hearings.

Since it is generally accepted that activity at the raw material or grass roots level, generates seven times that much activity in the overall economy, in other words jobs, we have made special efforts to determine what could be done now to open-up jobs. Jobs which are productive. Jobs which generate other jobs.

Representatives of the Farmers Home Administration, the Soil Conservation Service, and the Rural Electrification Administration appeared before the Committee since these are the Agencies with the greatest backlog of worthwhile projects. Projects which could be initiated now.

The witnesses informed the Committee of many worthwhile projects, but the Committee has approved only those programs for funding that could get underway immediately while at the same time have the greatest job-producing effect with resulting economic benefits.

The housing programs of the Farmers Home Administration appear to be moving at a reasonable level, therefore, the committee has not recommended increased loan authorizations at this time. The Committee will conduct a detailed review of these programs during the hearings on the 1976 bill.

This Chapter does not cover either the number of jobs created or the economic effects of work by the U.S. Forest Service. The programs of the U.S. Forest Service appear on page 27 of this report.

After this detailed review, the Committee recommends full funding for water and sewer grants and a significant increase in the authorized loan level for water and sewer loans. These funds will generate approxi-

mately 18,000 additional jobs in the construction industry which is now plagued with a 22.6 percent unemployment rate. In addition, these loans and grants will have the lasting benefit of providing people in rural areas, including towns up to 10,000 population, with public water systems which will provide safe drinking water, and sewer systems which will help to prevent the pollution of our streams and rivers. Such a course will help rural America keep pace with our cities where \$9 billion for Environmental Protection Agency grants for waste treatment systems has been released by court action.

The Committee has also recommended an increase of \$150,000,000 in the ceiling on farm operating loans. The shortage of credit is on the verge of leaving many farms out of production and farm workers unemployed. More of these loans to purchase seed, fertilizer and equipment are needed this year than for a long time because of the financial condition of many lending institutions. Should land remain out of production all of us, as consumers, will suffer either because of shortages or because of higher food prices. It is estimated that these additional funds will have a direct impact of 30,000 jobs, both through jobs produced and jobs saved; and bankruptcies prevented.

For conservation projects of the Soil Conservation Service the Committee recommends an increase of \$114,750,000. These additional funds will be used primarily to advance construction of watershed and flood prevention projects already approved for installation. Since these projects are susceptible to immediate acceleration, jobs will be created immediately and the nation's land and water resources will be enhanced by the long term conservation benefits. In fact, based on the hearing record, billions of tax dollars could actually be saved as a result of both the prevention of costly flood damage, and the reduced need for dredging because of the improved control of siltation in our rivers. It is estimated that the funding of these conservation projects will produce approximately 32,000 jobs.

In total, the above actions recommended by the Committee will produce directly approximately 80,000 new jobs, most of which will be in the construction industry, an industry suffering severe unemployment. Furthermore, a large number of additional jobs will result because of the ripple effect of this work. While the ripple effect is difficult to estimate specifically, in all probability, another 150,000 to 200,000 jobs will result, bringing the total impact up to 230,000 to 280,000 new productive jobs.

The details of each appropriation account are discussed below.

FARMERS HOME ADMINISTRATION

RURAL WATER AND WASTE DISPOSAL GRANTS

The Committee recommends an increase of \$150,000,000 in grant funds and an increase of \$300,000,000 in the authorized loan level for rural water and waste disposal grants. These loan and grant funds are used by the Farmers Home Administration to fund water and sewer projects in every state in the country in communities of up to 10,000 population. The committee expects that not less than 20 percent of these funds will be used for the expansion of existing systems.

Testimony before the Committee indicated that as of February 14, 1975, the Farmers Home Administration had on hand 2,265 applications for loans totaling \$1,184,264,446 and 1,143 applications for

grants totaling \$291,927,961. These requests far exceed the \$64,771,000 in unobligated grant funds and the \$184,256,000 in unobligated loan authority available at this time.

The Committee feels that additional funds for rural water and sewer projects are especially urgent at this time notwithstanding the recent release by the Supreme Court of \$9 billion in grant funds of the Environmental Protection Agency for the construction of waste treatment plants. Most of the EPA grant funds will go to the Nation's large cities and the Committee feels the need for sewage treatment is equally as great in the smaller cities and towns.

OPERATING LOANS

The Committee recommends an increase of \$150,000,000 for farm operating loans, for a total program in 1975 of \$675,000,000. The \$525,000,000 previously authorized is clearly inadequate and the Committee has been advised that a supplemental request is currently pending before the Office of Management and Budget. However, since it is essential that these additional loan funds be available in time for the spring planting, the Committee feels it is essential to provide additional loan authority without delay.

As previously mentioned, these additional loan funds will have an impact of 30,000 jobs and will serve to protect the consumer from food shortages and the resulting higher food prices.

SOIL CONSERVATION LOANS

Because of the increased funding provided for watershed and flood prevention operations of the Soil Conservation Service, additional loan funds will be required to aid local watershed districts unable to obtain financing. The \$20,400,000 provided in the 1975 appropriation bill is now fully committed and the Committee estimates that an additional \$35,000,000 in loan funds will be required.

SALARIES AND EXPENSES

Because of the extremely restrictive personnel ceiling placed on the Farmers Home Administration for 1975, additional employees and funds for salaries and expenses will be required to carry out the aforementioned program increases. Therefore, the Committee recommends \$6,500,000 and 720 positions. These additional positions will be required not only to make the loans and grants but to service them, in the future and thereby protect the government's interest. Existing personnel limitations should be adjusted to accommodate the additional positions provided in this bill.

RURAL ELECTRIFICATION ADMINISTRATION

The current regulations under which the Rural Electrification Administration is operating provides that all distribution loans in excess of \$750,000 must be split into one-year separate loans. This practice, of course, limits the amount of the outstanding loan level for new loans in any one fiscal year.

However, according to information received by the Committee, this procedure is having an adverse affect on the various rural electric

cooperatives with regard to long-range planning and more especially the procurement of required equipment in an orderly and economical manner.

This matter was discussed at length during the hearings on this bill and based on the information developed at that time, it is the opinion of the Committee that this restrictive regulation should be discontinued and that the Rural Electrification Administration should revert to its previous procedure on the approval of loans before the splitting of these loans was instituted.

According to the Committee's understanding of this matter, no adverse results would develop as a result of this change in procedure, but it could be very instrumental in providing more jobs at this time in industries related to electrical power generation and distribution.

The appropriation language does not set a limit on loan authority approved for REA loans. On the contrary, it establishes a floor in that the appropriation language reads "not less than \$700,000,000" for insured rural electrification loans. Likewise, the appropriation language provides no limitation on the level of guaranteed loans.

Approval of rural electrification loans without the one-year restriction would not necessarily increase the outstanding loan level in that procedures are followed whereby loan disbursements are not made until actual progress on the project requires the next loan installment.

Revision of the existing one-year provision, in addition to providing additional jobs now, in all probability would also result in a lower net cost to the electric cooperatives for their distribution programs.

Those responsible for the administration of this program are directed to give immediate consideration to this matter with a view to revising loan approval procedures to make them more effective and efficient with regard to the long-range planning and needs of local cooperatives. The Administrator of the Rural Electrification Administration is hereby directed to keep the Committee currently informed of progress being made in this connection.

SOIL CONSERVATION SERVICE

WATERSHED AND FLOOD PREVENTION OPERATIONS

The Watershed Protection and Flood Prevention Act, as amended, provides for cooperation between the Federal government and the states and their political subdivisions in a program to prevent erosion, floodwater, and sediment damages in the watersheds or rivers and streams and to further the conservation, development, utilization and disposal of water.

The Committee recommends an additional appropriation of \$106,000,000 for watershed and flood prevention operations, of which \$6,000,000 is for critical area treatment. As previously mentioned, these funds are for projects already approved and ready for installation, and will start construction on approximately 650 projects in 40 states and put over 30,000 people to work as a direct result plus probably an additional 50,000 or 60,000 indirectly. Furthermore,

these projects will prevent further damage to our watersheds, prevent damage from floods, and reduce the pollution of our streams by sedimentation.

The Committee recommends that in order to properly supervise and carry out this work, 500 additional positions be authorized for the Soil Conservation Service. Existing personnel limitations should be adjusted accordingly to accommodate these additional positions.

RESOURCE CONSERVATION AND DEVELOPMENT

The Soil Conservation Service has responsibility for developing overall work plans for resource conservation and development in cooperation with local sponsors; developing local programs of land conservation and utilization; assisting local groups and individuals in carrying out such plans and programs; conducting surveys and investigations relating to the conditions and factors affecting such work on private lands; and making loans to project sponsors for conservation and development purposes and to individual operators for establishing soil and water conservation practices.

The Committee recommends an increase of \$8,750,000 for resource conservation and development of which \$375,000 is for 14 projects now in planning and \$8,375,000 is for resource development and technical services involving approximately 300 contracts in 32 states. These projects will directly generate 600 jobs and indirectly should result in an additional 1,000 to 1,500 jobs.

EXTENSION SERVICE

During the hearings with Departmental witnesses considerable discussion was held on the plan of the Environmental Protection Agency to require that all farmers receive training to be certified for the use of pesticides.

The Committee expects the Department to do everything possible to see that the impact of these regulations on the farmer is reasonable and practical.

The Extension Service is well equipped to take an active role in this program and is expected to do so. The Committee will expect the Department to take meaningful action to develop a plan whereby the certificate or statement by the extension agents will be acceptable for certification of individual farmers as being suitably proficient in the application of pesticides. This course of action should occasion no problem and is not in conflict with the general purposes of the Extension Service. The statement or certificate by the extension agent shall be accepted by the certifying agency.

CHAPTER I

COMPARATIVE STATEMENT OF NEW BUDGET (OBLIGATIONAL) AUTHORITY RECOMMENDED IN THE BILL

Department or activity	Budget estimates, 1976	Recommended in the bill	Bill compared with estimates
CHAPTER I			
DEPARTMENT OF AGRICULTURE			
Farmer's Home Administration:			
Agricultural Credit Insurance Fund:			
Soil Conservation loans (watershed).....	-----	(\$35,000,000)	(+\$35,000,000)
Operating loans.....	-----	(150,000,000)	(+150,000,000)
Rural water and waste disposal grants.....	-----	150,000,000	+150,000,000
Rural Development Insurance Fund:			
Water and sewer facility loans.....	-----	(300,000,000)	(+300,000,000)
Salaries and expenses.....	-----	6,500,000	+6,500,000
Soil Conservation Service:			
Watershed and flood prevention operations.....	-----	106,000,000	+106,000,000
Resource conservation and development.....	-----	8,750,000	+8,750,000
Total, Chapter I:			
New budget (obligational) authority.....	-----	271,250,000	+271,250,000
Direct and insured loan level.....	-----	(485,000,000)	(+485,000,000)

CHAPTER II

SUBCOMMITTEE ON HOUSING AND URBAN DEVELOPMENT—
INDEPENDENT AGENCIES

EDWARD P. BOLAND, Massachusetts, *Chairman*

JOE L. EVINS, Tennessee
 GEORGE E. SHIPLEY, Illinois
 J. EDWARD ROUSH, Indiana
 BOB TRAXLER, Michigan
 MAX BAUCUS, Montana
 LOUIS STOKES, Ohio
 YVONNE BRATHWAITE BURKE,
 California

BURT L. TALCOTT, California
 JOSEPH M. McDADE, Pennsylvania
 C. W. BILL YOUNG, Florida

ENVIRONMENTAL PROTECTION AGENCY

ABATEMENT AND CONTROL

The Committee recommends an appropriation of \$350,000 to provide an additional 200 positions in administering waste treatment grants. The Committee directs that these additional positions be made available by increasing the personnel ceiling of this agency by such number, and that the personnel be utilized in the construction grants program at the regional level to implement the decree of the United States Supreme Court that \$9 billion for waste treatment facilities be made available for allotment. The Committee understands that the E.P.A. can use these 200 new positions effectively to expedite projects ready for construction in the immediate future and to sustain a high level of obligation during a period when the creation of jobs is in the best interests of the nation.

VETERANS ADMINISTRATION

GENERAL WORKS PROGRAMS

The Committee recommends an appropriation of \$70,755,000 for necessary improvements to upgrade facilities of the Veterans Administration. This will provide short-term, useful employment for an estimated 4,500 people. This special appropriation will be available for obligation through the transition period ending September 30, 1976.

The projects for which funding is provided include \$40,000,000 for non-recurring maintenance and repair items related to energy conservation and other requirements for veterans hospitals and medical facilities; \$20,000,000 for recurring maintenance and repair for upgrading of patient areas, exterior repairs, and similar improvements to each hospital in the VA system; \$5,200,000 for maintenance items for the National Cemetery System such as cleaning headstones, pruning trees and shrubs, raising and realigning headstones and filling sunken graves; and \$5,555,000 for minor improvements and demolition of existing buildings.

The selection and management of these projects should be decentralized to the hospital directors wherever possible and feasible. The projects should be completed within 12 to 15 months.

CHAPTER II
COMPARATIVE STATEMENT OF NEW BUDGET (OBLIGATIONAL) AUTHORITY RECOMMENDED IN THE BILL

Department or activity	Budget estimates, 1975	Recommended in the bill	Bill compared with estimate
CHAPTER II			
ENVIRONMENTAL PROTECTION AGENCY			
Abatement and Control.....		\$350, 000	+ \$350, 000
VETERANS ADMINISTRATION			
General works programs.....		70, 755, 000	+ 70, 755, 000
Total Chapter II:			
New Budget Authority.....		71, 105, 000	+ 71, 105, 000

CHAPTER III

**SUBCOMMITTEE ON THE DEPARTMENT OF THE INTERIOR AND
RELATED AGENCIES**

SIDNEY R. YATES, Illinois, *Chairman*

GUNN McKAY, Utah
 CLARENCE D. LONG, Maryland
 FRANK E. EVANS, Colorado
 JOHN P. MURTHA, Pennsylvania
 ROBERT DUNCAN, Oregon

JOSEPH M. McDADE, Pennsylvania
 RALPH S. REGULA, Ohio

The Committee recommends a total of \$166,409,000 in new obligational authority and \$83,162,000 in appropriations to liquidate contract authority for a grand total of \$249,571,000. The amounts recommended are described in further detail below.

In making its recommendations, the Committee used several criteria and expects the various agencies to carefully observe these criteria in carrying out their programs. In the first place, agencies are to use these funds only in areas of high unemployment. They must constantly keep in mind the firm understanding that the primary objective of this program is to provide gainful employment. Second, the projects funded in the accompanying bill must limit their employment impact to the actual creation of new jobs for those who are currently unemployed. It is not the intention of the Committee that the funds provided be used for summer employment for people who are normally not working during the summer but who work during the rest of the year. Third, the Committee has recommended projects and programs which will result in a concrete accomplishment at the end of the period: acres of trees planted, hiking trails constructed, camping facilities constructed, wildlife refuge areas fenced, and so on. Finally, the Committee has recommended projects which involve one time expenditures and therefore minimum future obligation for additional Federal dollars. The details of the Committee recommendations are explained below.

DEPARTMENT OF THE INTERIOR

BUREAU OF LAND MANAGEMENT

MANAGEMENT OF LANDS AND RESOURCES

The Committee recommends an appropriation of \$6,548,000. Projects undertaken with this appropriation and the construction and road appropriations which follow will provide approximately 2,000 jobs in eleven states where the Bureau of Land Management has jurisdiction. Projects provided in this appropriation include fire trail clearing, range improvements, reforestation and timber stand improvement (such as thinning and brush removal), fencing, erosion control, wildlife habitat improvements, and wild horse management facilities.

CONSTRUCTION AND MAINTENANCE

The Committee recommends an appropriation of \$5,295,000. Projects provided in this appropriation include construction and repair of picnic and camping facilities, closing and fencing hazardous mine shafts, repair of dangerous trails and bridges, fencing and signing of cultural sites plagued by vandalism, facility repair, and sign maintenance.

PUBLIC LANDS DEVELOPMENT ROADS AND TRAILS (LIQUIDATION OF CONTRACT AUTHORITY)

The Committee recommends an appropriation to liquidate contract authority of \$2,462,000. This appropriation will provide for construction of more than 50 miles of trails and 70 miles of roads.

UNITED STATES FISH AND WILDLIFE SERVICE

CONSTRUCTION AND ANADROMOUS FISH

The Committee recommends an appropriation of \$21,496,000. Projects undertaken with this appropriation will provide approximately 3,000 jobs. Work will be carried out on 47 projects at 28 national fish hatcheries, 141 projects at 125 national wildlife refuges, 17 projects at 26 wetland production areas, and 12 projects at 5 research stations. The work will be in 37 states. Projects at national fish hatcheries include repair of dams and holding facilities; construction of water supply systems, hatchery ponds and spawning facilities; and road construction. Projects at national wildlife refuges include building improvements, rehabilitation and repair; fencing; habitat improvements; and repair and maintenance of refuge facilities such as dikes and channels. Projects at wetland production areas include habitat improvement and fencing. Projects at research stations generally provide for repair and rehabilitation of research facilities. Included in the total amount provided is \$200,000 for land clearing and site preparation at the Northeast Pennsylvania National Fishery Research Center and \$80,000 for trail improvement and reconstruction of the Chesser Island Homestead at the Okefenokee National Wildlife Refuge.

NATIONAL PARK SERVICE

OPERATION OF THE NATIONAL PARK SYSTEM

The Committee recommends an appropriation of \$5,700,000. Together with the construction and road appropriations identified below, this will provide for about 3,000 jobs at 102 park areas in 34 states. Projects provided by all three appropriations include repair and rehabilitation of visitor centers, employee housing, and other park facilities; trail construction and rehabilitation; park sign systems; fencing; maintenance and repair of roads, bridges, and scenic overlooks; and construction and repair of camping and other recreation facilities.

PLANNING AND CONSTRUCTION

The Committee recommends an appropriation of \$22,100,000 for projects such as those identified above under Operation of the National Park System.

ROAD CONSTRUCTION (LIQUIDATION OF CONTRACT AUTHORITY)

The Committee recommends an appropriation to liquidate contract authority of \$12,700,000 for projects such as those identified above under Operation of the National Park System.

BUREAU OF INDIAN AFFAIRS

OPERATION OF INDIAN PROGRAMS

The Committee recommends an appropriation of \$5,000,000. Funds included in this appropriation will provide about 600 jobs for rehabilitation and repair of buildings and facilities under the jurisdiction of the Bureau of Indian Affairs.

CONSTRUCTION

The Committee recommends an appropriation of \$7,896,000. The recommended appropriation will provide \$2,896,000 and about 200 jobs for accelerated construction of irrigation facilities and \$5,000,000 and about 500 jobs for major repair, alterations, and improvements of facilities on Indian reservations.

ROAD CONSTRUCTION (LIQUIDATION OF CONTRACT AUTHORITY)

The Committee recommends an appropriation to liquidate contract authority of \$12,000,000. The funds included in this appropriation will provide about 2,000 jobs in road construction projects on Indian reservations.

DEPARTMENT OF AGRICULTURE

FOREST SERVICE

FOREST PROTECTION AND UTILIZATION

The Committee recommends an appropriation of \$57,080,000, as follows:

<i>Activity</i>	<i>Recommended appropriation</i>
Sales administration and management.....	\$3, 375, 000
Reforestation and stand improvement.....	5, 000, 000
Recreation use.....	14, 000, 000
Wildlife and fish habitat management.....	3, 000, 000
Rangeland management.....	6, 705, 000
Minerals management.....	2, 000, 000
Forest fire protection.....	8, 000, 000
General land management activities.....	8, 000, 000
Forest insect and disease control.....	6, 000, 000
Cooperation in tree planting.....	1, 000, 000
Total.....	57, 080, 000

The funds included in this appropriation will provide about 5,000 jobs in projects which will improve, in a multitude of ways, the condition of Forest Service lands. The appropriation will provide for an additional 357 million board feet of timber from commercial thinning and mortality salvage, reforestation and stand improvement affecting more than 50,000 acres, 30,000,000 additional visitor days at recreation facilities in national forests, 34,000 acres of improved wildlife and fish habitat, almost 4,000 acres of improved range conditions, 200,000 acres of increased protection from forest fires, and cooperation with the states for tree planting on non-Forest Service lands.

CONSTRUCTION AND LAND ACQUISITION

The Committee recommends an appropriation of \$18,000,000 for a variety of construction projects for recreation facilities (\$15,000,000) and facilities relating to fire control, administration, and other purposes (\$3,000,000). Work on these projects will provide about 1,000 jobs. In the recreation category, most projects involve construction of picnic and camping grounds, water systems and sanitary facilities, boat ramps, and visitor information facilities. These projects will provide added capacity in the National Forest system of about 30,000 persons at one time. Other construction projects will provide about 150 jobs and additional lookout towers, employee dwellings and barracks, and emergency communications systems.

YOUTH CONSERVATION CORPS

The Committee recommends an appropriation of \$10,000,000. This will provide for 8,000 enrollees between the ages of 15 and 18 for three month assignments. The funds are to be equally divided between the Forest Service and the Department of the Interior. Projects conducted by the YCC include tree pruning, thinning, and planting; soil erosion control; construction and planting of wildlife feeding plots; construction and placement of duck nesting boxes; picnic and campground construction, operation and cleanup; and hiking and nature trail construction and signing.

FOREST ROADS AND TRAILS

(LIQUIDATION OF CONTRACT AUTHORITY)

The Committee recommends an appropriation to liquidate contract authority of \$56,000,000. This will provide for a contract authority (obligation) program of \$80,000,000 and will include funds for about 7,500 jobs. This program will include 539 miles of roads and 1,032 miles of trails. The \$80,000,000 obligation program includes \$10,000,000 for timber and road supplementation, \$48,339,000 for road, bridge, and trail construction and restoration, \$17,321,000 for road maintenance, and \$4,340,000 for trail maintenance.

DEPARTMENT OF HEALTH, EDUCATION, AND WELFARE

HEALTH SERVICES ADMINISTRATION

INDIAN HEALTH FACILITIES

The Committee recommends an appropriation of \$12,574,000. The funds recommended will provide for 21 projects in six states and will result in about 2,400 jobs. Projects provided in this appropriation include construction of sanitation facilities, and repair and rehabilitation of hospitals and health care facilities.

CHAPTER III

COMPARATIVE STATEMENT OF NEW BUDGET (OBLIGATIONAL) AUTHORITY RECOMMENDED IN THE BILL

Department or activity	Budget estimates	Recommended in the bill	Bill compared with estimates
CHAPTER III			
DEPARTMENT OF THE INTERIOR			
BUREAU OF LAND MANAGEMENT			
Management of lands and resources.....		\$6,548,000	+\$6,548,000
Construction and maintenance.....		5,295,000	+5,295,000
Public lands development roads and trails (appropriation to liquidate contract authority).....		(2,462,000)	(+2,462,000)
Total, Bureau of Land Management.....		11,843,000	+11,843,000
UNITED STATES FISH AND WILDLIFE SERVICE			
Construction and anadromous fish.....		21,496,000	+21,496,000
NATIONAL PARK SERVICE			
Operation of the national park system.....		5,700,000	+5,700,000
Planning and construction.....		22,100,000	+22,100,000
Road construction (appropriation to liquidate contract authority).....		(12,700,000)	(+12,700,000)
Total, National Park Service.....		27,800,000	+27,800,000

**COMPARATIVE STATEMENT OF NEW BUDGET (OBLIGATIONAL) AUTHORITY RECOMMENDED
IN THE BILL—Continued**

Department or activity	Budget estimates, 1975	Recommended in the bill	Bill compared with estimates
CHAPTER III—Continued			
DEPARTMENT OF THE INTERIOR—Continued			
BUREAU OF INDIAN AFFAIRS			
Operation of Indian programs.....	-----	\$5,000,000	+\$5,000,000
Construction.....	-----	7,896,000	+7,896,000
<i>Road construction (appropriation to liquidate contract authority)</i>	-----	(12,000,000)	(-12,000,000)
Total, Bureau of Indian Affairs.....	-----	12,896,000	+12,896,000
Total, Department of the Interior.....	-----	74,035,000	+74,035,000
<i>Appropriation to liquidate contract authority</i>	-----	(27,162,000)	(-27,162,000)
RELATED AGENCIES			
DEPARTMENT OF AGRICULTURE			
FOREST SERVICE			
Forest protection and utilization:			
Forest land management.....	-----	56,080,000	+56,080,000
State and private forestry cooperation.....	-----	1,000,000	+1,000,000
Total, forest protection and utilization.....	-----	57,080,000	+57,080,000

30

Construction and land acquisition.....	-----	18,000,000	+18,000,000
Youth conservation corps.....	-----	10,000,000	+10,000,000
<i>Forest roads and trails (appropriation to liquidate contract authority)</i>	-----	(56,000,000)	(-56,000,000)
Total, Forest Service.....	-----	85,080,000	+85,080,000
HEALTH SERVICES ADMINISTRATION			
Indian health facilities.....	-----	12,574,000	(-12,574,000)
Total, Related Agencies.....	-----	97,654,000	+97,654,000
<i>Appropriation to liquidate contract authority</i>	-----	(56,000,000)	(-56,000,000)
Total, Chapter III:			
New budget (obligational) authority.....	-----	171,689,000	+171,689,000
<i>Appropriation to liquidate contract authority</i>	-----	(83,162,000)	(-83,162,000)

31

CHAPTER IV

SUBCOMMITTEE ON THE DEPARTMENTS OF LABOR, AND HEALTH, EDUCATION, AND WELFARE, AND RELATED AGENCIES

DANIEL J. FLOOD, Pennsylvania, *Chairman*

WILLIAM H. NATCHER, Kentucky	ROBERT H. MICHEL, Illinois
NEAL SMITH, Iowa	GARNER E. SHRIVER, Kansas
BOB CASEY, Texas	SILVIO O. CONTE, Massachusetts
EDWARD J. PATTEN, New Jersey	
DAVID R. OBEY, Wisconsin	
EDWARD R. ROYBAL, California	
LOUIS STOKES, Ohio	

DEPARTMENT OF LABOR

MANPOWER ADMINISTRATION

COMPREHENSIVE MANPOWER ASSISTANCE

The bill includes \$412,700,000 for a summer youth employment program under Title I of the Comprehensive Employment and Training Act. The Committee has not as yet received a budget request for this program for this fiscal year. In fiscal year 1974, \$380,000,000 was available for this program. The program provides nine weeks of summer employment, for an average 26 hours per week, for economically disadvantaged youths aged 14 to 22.

The amount in the bill will provide 760,000 job opportunities for the coming summer, the same number as last year, at an average cost per job of \$543. The increase of \$32,700,000 over the 1974 level is accounted for by an increase in the minimum wage from \$2.00 to \$2.10 an hour and by rising local administrative costs. The local prime sponsors under the Comprehensive Employment and Training Act can, at their option, use a portion of their initial fiscal year 1975 Title I allocations in addition to the amount recommended in this bill to provide more summer jobs in 1975 than were provided in 1974, and it is expected that many of them will do so.

The Committee has included these funds in this bill to assure that the summer youth employment program is maintained *at least* at last year's level.

COMMUNITY SERVICE EMPLOYMENT FOR OLDER AMERICANS

The bill includes \$24,000,000, for which there was no budget request, to provide additional funds to carry out Title IX of the Older Americans Act. The Congress has appropriated \$12,000,000 to date in fiscal year 1975 for this program, which provides part-time work opportunities in community service activities for unemployed low-income persons aged 55 and over. This program is building upon the successful experience of similar employment and training programs for older

persons such as "Green Thumb" and "Senior Aides". The amount provided in this bill, together with the \$12 million appropriated earlier in the fiscal year, would provide about 12,000 job opportunities at an average annual cost per job of \$3,000.

The present national contracts under which the training and employment programs for older workers are now operating are due to expire by the end of this fiscal year. The funds in this bill would ensure that these programs will continue to operate in fiscal year 1976.

The Committee directs the Department of Labor to immediately obligate the \$12 million for Title IX that is already available, in order to generate an immediate expansion of the current program level for older workers programs. The Committee will consider the matter of additional funding for Title IX during its consideration of the fiscal year 1976 budget. Finally, the Committee reiterates its view that this program must continue to be administered through national contracts.

TEMPORARY EMPLOYMENT ASSISTANCE

The bill includes \$1,625,000,000 for public service employment under Title VI of the Comprehensive Employment and Training Act. This amount exceeds the current supplemental budget request for fiscal year 1975 by \$1,500,000,000. The Committee has not as yet received any further budget request for this fiscal year for public service jobs. The amount in the bill is in addition to \$875,000,000 for this purpose under Title VI that was appropriated in Public Law 93-624, enacted on January 3, 1975. The amount in this bill, together with the amount contained in P.L. 93-624, provide a total appropriation of \$2,500,000,000 for fiscal year 1975 for public service jobs under Title VI. In addition, the Congress has appropriated \$400 million this fiscal year under Title II of the Act for public jobs, and about \$600 million of the fiscal year 1974 appropriation for this purpose was carried forward and has been available during fiscal year 1975. Therefore, the funds contained in this bill, together with funds previously appropriated, would provide a total availability for public service employment during fiscal year 1975 of \$3,500,000,000.

Title VI of the Act was created by the Emergency Jobs and Unemployment Assistance Act of 1974, enacted on December 31, 1974 (P.L. 93-567). It provides financial assistance to prime sponsors qualified under title I of the Comprehensive Employment and Training Act and Indian tribes on Federal or State reservations. Priority in the program is given to unemployed persons who have exhausted their unemployment insurance benefits, to unemployed persons who are not eligible for such benefits and to the long-term unemployed who have been unemployed for fifteen or more weeks. Ninety percent of the funds appropriated are allocated to eligible prime sponsors in accordance with the following formula: 50% of the funds are distributed in the ratio that the number of unemployed in a sponsor's area bears to the number of unemployed in the areas of all sponsors; 25% is distributed in the ratio that the number of unemployed in a sponsor's area in excess of 4.5 percent of the labor force bears to the number of unemployed in excess of 4.5 percent in the areas of all eligible sponsors with unemployment rates in excess of 4.5 percent; and 25% is distributed in the ratio that the number of unemployed residing in areas qualifying for assistance under title II of the Com-

prehensive Employment and Training Act within the jurisdiction of the sponsor bears to the number residing in all areas qualifying under title II. The remaining ten percent may be distributed by the Secretary of Labor at his discretion, taking into account changes in the rates of unemployment since the base period used in making the formula distribution.

Funds allocated for public service employment under Title VI are generally covered by the provisions of title II of the Comprehensive Employment and Training Act, the major exception being those prime sponsors having unemployment rates in excess of 7 percent. Those sponsors may use their funds without regard to a number of requirements in the regular title II program. They may hire persons who have been unemployed for 15 days rather than the 30 day requirement of regular title II programs, provided the hiring does not violate section 205(c)(8) of title II which prohibits hiring of a person to fill a vacancy caused by laying off a person in anticipation of funding the job under this Act. Those sponsors may also use their funds for paying wages for unemployed or underemployed persons working on community capital improvement projects.

The Department of Labor expects to have about 310,000 public service jobs filled as of June 30, 1975, utilizing currently available funds from the sources outlined above. The funds provided in this bill, \$1,625,000,000, would almost equal the total amounts previously available for public service employment during fiscal year 1975, and would provide 180,000 additional man-years of public service employment.

The Committee is recommending these additional funds at this time because of the extraordinary economic situation with which we are faced. The unemployment rate in January of this year was 8.2%, with about 7½ million people unemployed. Prospects for the immediate future are not any brighter. The Committee believes that these additional public service employment funds will provide a much-needed stimulus to the economy. During its consideration of the fiscal year 1976 budget, the Committee will consider the need for additional funds for this activity in the light of changing economic circumstances.

DEPARTMENT OF HEALTH, EDUCATION, AND WELFARE

OFFICE OF EDUCATION

HIGHER EDUCATION

The bill includes \$119,800,000 for the College Work-Study program, for which there was no budget request. This amount is in addition to \$300,200,000 appropriated for the program in the regular appropriation bill for fiscal year 1975. The funds in the regular bill are for use in academic year 1975-76 and will provide assistance to about 624,000 students who will earn total average wages of about \$600. The funds provided in this bill, \$119,800,000, would provide assistance to about 250,000 students with average earnings of approximately \$600 per student. Of the funds provided in the bill, \$60,000,000 is intended for use in the current (1974-75) academic year, including jobs for the coming summer, and \$59,800,000 is to be used to increase the level of funds already appropriated for academic year 1975-76.

The purpose of the work-study program is to help students earn part of the cost of their postsecondary education, by authorizing grants to institutions for partial reimbursement of wages paid to students working part-time on or off campus in public or nonprofit organizations. Federal funds pay 80 percent of the students' wages. The remainder is paid by the institution, employer, or some other donor. Funds are awarded and administered under an agreement between the Commissioner of Education and each eligible institution of higher education, proprietary institution of higher education, or area vocational school. The institution applies for funds it expects to require for its students who are in need of earnings to pursue their course of study. The applications are reviewed by a Regional Panel composed of practicing financial aid officers and Federal financial aid staff members. Allotments are distributed among the States, territories and the District of Columbia in accordance with a statutory formula. These funds in turn are distributed among the institutions within a State by formula based on the Regional Panel's recommendation.

The Committee considered several factors in deciding to include these funds in this bill at the present time. First and foremost, of course, is the worsening state of the economy and the fact that large numbers of students will soon be seeking employment for the coming summer. Reports have been received that a growing number of colleges and universities are nearing exhaustion of their work-study funds for the current academic year, and that as a result they will be unable to fund programs this summer for students who must find employment in order to finance their education next year. As a consequence of the current economic situation, some parents have been unable to make their expected contributions toward educational costs, forcing some students to seek other forms of financial assistance. The minimum wage was recently increased to \$2.10 an hour, increasing payments to students in the program and decreasing the total number served. About 160 additional institutions are participating in the program this academic year as compared with last, causing the funds to be spread thinner than was originally estimated. Finally, it is believed that students holding work-study jobs would not displace other workers.

The Committee has included language in the bill to permit the funds appropriated for this program in fiscal year 1974 and in fiscal year 1975 to date to be reallocated among institutions to ensure full utilization of the money.

SOCIAL AND REHABILITATION SERVICE

WORK INCENTIVES

The bill includes \$70,000,000 for the Work Incentive (WIN) program, for which no budget request is pending before the Committee. This amount is in addition to \$210,000,000 contained in the regular bill for fiscal year 1975. Of the amount in this bill, \$35,000,000 is to be used for child care and supportive services and \$35,000,000 is for training and incentives.

The Work Incentives program, authorized under Title IV of the Social Security Act, is State-administered and is designed to encourage and assist recipients of Aid to Families with Dependent Children to achieve self-support through a program of training, work experience,

employment, child care, and other supportive services. Funds are appropriated directly to the Department of Health, Education, and Welfare, which determines WIN eligibility and provides WIN participants with supportive services, including child care. In addition, H.E.W. transfers to the Department of Labor sufficient funds to carry out the Training and Incentives portion of the program. The transferred funds in the form of Federal grants covering 90 percent of the cost of manpower and training activities are made to the State manpower agencies. The funds received by the manpower agencies provide for the registration of individuals, program orientation, testing, counseling, job referral services, direct job placement, and follow-up of all employed participants. The manpower agencies also negotiate employment and training sub-contracts. The 1971 amendments to the Social Security Act authorize child care and other supportive services to be provided to all WIN registrants who need such care and services to enable them to accept work or training. State expenditures are matched by Federal payments at the rate of 90 percent.

The rate of expenditures for child care and supportive services under this program has increased substantially since the Congress considered the appropriation for it in the regular bill for fiscal year 1975. Actual costs for fiscal year 1974 were \$116 million, with approximately \$33 million having been expended in the fourth quarter alone. Annualization of this quarterly rate in fiscal year 1975 will require a total program level of \$130 million, or \$35 million over the current budgeted cost level of \$95 million. Without the additional funds provided in this bill, services to WIN clients will be suspended and local welfare office staff will be laid off until fiscal year 1976 funds are available. It is currently estimated that at least 30 States will exhaust all available WIN funds for child care and supportive services during the fourth quarter of this fiscal year. Some States have already begun to reduce services, and the majority of States will be forced to reduce services provided during the remainder of the fiscal year. The funds provided in the bill will permit all local welfare offices to continue providing necessary services to allow welfare clients to seek and obtain employment throughout the remainder of fiscal year 1975.

The current appropriated level of \$140 million for training and employment activities has effectively eliminated the signing of new on-the-job training and public service employment sub-contracts since December 31, 1974, since there are not sufficient funds available to finance new training and employment opportunities which will extend into fiscal year 1976. It is imperative that these work and training opportunities be provided on a continual basis for those WIN participants who cannot obtain employment without such training. The \$35 million included in the bill will also ensure that sufficient local manpower staff are available to provide necessary counseling, referral, placement and job development services to WIN clients for the remainder of the fiscal year.

CHAPTER IV

COMPARATIVE STATEMENT OF NEW BUDGET (OBLIGATIONAL) AUTHORITY RECOMMENDED IN THE BILL

Department or activity	Budget estimates, 1975	Recommended in the bill	Bill compared with estimates
CHAPTER IV			
DEPARTMENT OF LABOR			
MANPOWER ADMINISTRATION			
Comprehensive manpower assistance-----		\$412, 700, 000	+ \$412, 700, 000
Community service employment for older Americans-----		24, 000, 000	+ 24, 000, 000
Temporary employment assistance-----	\$125, 000, 000	1, 625, 000, 000	+ 1, 500, 000, 000
Total, Department of Labor-----	125, 000, 000	2, 061, 700, 000	+ 1, 936, 700, 000
DEPARTMENT OF HEALTH, EDUCATION, AND WELFARE			
OFFICE OF EDUCATION			
Higher education-----		119, 800, 000	+ 119, 800, 000
SOCIAL AND REHABILITATION SERVICE			
Work incentives-----		70, 000, 000	+ 70, 000, 000
Total, Department of Health, Education, and Welfare-----		189, 800, 000	+ 189, 800, 000
Total, chapter IV: New budget (obligational) authority-----	125, 000, 000	2, 251, 500, 000	+ 2, 126, 500, 000

CHAPTER V

SUBCOMMITTEE ON PUBLIC WORKS

JOE L. EVINS, Tennessee, *Chairman*

EDWARD P. BOLAND,
Massachusetts

JAMIE L. WHITTEN, Mississippi

JOHN M. SLACK, West Virginia

OTTO E. PASSMAN, Louisiana

TOM BEVILL, Alabama

JOHN T. MYERS, Indiana

CLAIR W. BURGNER,
California

The Emergency Employment Appropriations Bill and this report represent a special and continuing effort to make a significant contribution to providing jobs for Americans. The funds contained in this chapter not only provide for meaningful employment, but also will provide capital assets for the Nation, as well as improving conditions with respect to the energy crisis.

Jobs are essential and water is a precious resource. The Committee feels that adequate water supply may well be the next critical resource problem facing the Nation, and this is already the case in many parts of our Country. Massive amounts of water are required to run our hydropower projects, operate electric power generating plants, produce food and fiber, operate navigation systems, and to provide municipal and industrial supplies.

Vast quantities of water will be required to develop certain energy resources such as coal and oil shale in many parts of our land.

The appropriations recommended in this section of the Bill total \$117,955,000 which taken together with the release of the amounts proposed in the President's Budget Deferral Message of October 31, 1974 (D75-81, D75-82, D75-83, D75-84, D75-85 and D75-86) which total \$81,558,000 will provide \$199,513,000 above the level of funding currently planned for use by the Corps of Engineers and the Bureau of Reclamation. Action to disapprove the deferrals is proposed to be taken concurrently with action on this Appropriation Bill. The projects are authorized. There are, to the Committee's knowledge, no litigation or disputes concerning these projects. They are necessary, essential and needed projects which both the Corps of Engineers and the Bureau of Reclamation indicate are ready to move forward.

Although the national unemployment rate is 8.2 percent at this time, the unemployment rate in the construction industry reached 22.6 percent in January.

The new funds provided in this chapter will produce a total of 27,400 new jobs in fiscal year 1975, and the release of those funds held in reserve will provide about 10,600 new and additional jobs. In addition, 1,900 new jobs can be provided to develop recreation facilities at completed projects. This total of 39,900 new jobs could well have a ripple-effect of creating up to 200,000 additional jobs throughout the country.

The Corps of Engineers and Bureau of Reclamation should insure that an adequate staff is available to carry out this action program. Excuses that staff limitations precluded these programs from being implemented is not acceptable to the Committee.

The Committee feels strongly that funds recommended in the bill for the acceleration of the construction program and increased emphasis on the operation and maintenance of completed projects will greatly assist in providing jobs, help the construction industry as a whole, and provide capital assets for the Nation, a truly productive effort in the public interest.

DEPARTMENT OF DEFENSE—CIVIL

DEPARTMENT OF THE ARMY

Corps of Engineers—Civil

CONSTRUCTION, GENERAL

The Committee recommends an additional sum of \$58,055,000 for Construction, general.

The following table shows each project for which funds were provided in the regular 1975 Appropriation bill for construction and the amounts recommended in this bill.

(41)

CORPS OF ENGINEERS, FISCAL YEAR 1975

CONSTRUCTION, GENERAL

State and project		Appropriation, fiscal year 1975	Recommended additions
Alabama:			
(R)	John Hollis Bankhead lock and dam.....	\$9, 200, 000	-----
(MP)	Jones Bluff lock and dam.....	8, 500, 000	-----
(N)	Tennessee-Tombigbee Waterway, Ala. and Miss- west Point Lake, Ala. and Ga. (See Georgia.)	37, 900, 000	\$2, 500, 000
Alaska:			
(FC)	Chena River Lakes, Fairbanks.....	17, 200, 000	-----
(N)	Humboldt Harbor.....	200, 000	-----
(MP)	Snettisham.....	2, 100, 000	-----
Arizona:			
(FC)	Indian Bend Wash.....	1, 100, 000	-----
(FC)	Phoenix and vicinity, including New River (stage 1)	500, 000	-----
Arkansas:			
(MP)	De Gray Lake.....	1, 400, 000	-----
(FC)	De Queen Lake.....	1, 920, 000	-----
(FC)	Dierks Lake.....	530, 000	-----
(FC)	Gillham Lake.....	850, 000	-----
(N)	McClellan-Kerr Arkansas River Navigation System, Arkansas and Oklahoma:		
	(a) Bank stabilization and channel rectification.....	610, 000	-----
	(b) Navigation locks and dams.....	4, 100, 000	-----
California:			
(N)	Conway, Ark., water supply.....	(100, 000)	-----
(MP)	Ouachita and Black Rivers, Ark. and La.	7, 000, 000	-----
(FC)	Ozark lock and dam.....	2, 630, 000	-----
	Red River levees and bank stabilization below Denison Dam, Ark., La., and Tex.....	1, 900, 000	-----
(FC)	Alameda Creek, Del Valle Reservoir.....	720, 000	-----
(FC)	Buchanan Dam—H. V. Eastman Lake.....	4, 100, 000	-----
(FC)	Chester, North Fork of Feather River.....	900, 000	-----
(FC)	Cucamonga Creek.....	600, 000	-----
(FC)	Dry Creek (Warm Springs) Lake and Channel.....	3, 000, 000	-----
(FC)	Hidden Dam-Hensley Lake.....	2, 700, 000	-----
(BE)	Imperial Beach.....	150, 000	-----
(FC)	Lakeport Lake.....	600, 000	-----
(FC)	Lytle and Warm Creeks.....	3, 600, 000	-----
(FC)	Napa River.....	500, 000	-----
(MP)	New Melones Lake.....	15, 500, 000	-----
(N)	Oakland Harbor.....	1, 500, 000	-----
(FC)	Pine Flat Lake.....	200, 000	-----
(FC)	Sacramento River bank protection.....	1, 000, 000	-----
(FC)	Sacramento River Chico Landing to Red Bluff.....	500, 000	-----
(N)	San Diego Harbor.....	1, 100, 000	-----
(N)	San Francisco Bay to Stockton (John F. Baldwin and Stockton ship channels).....	725, 000	-----
(FC)	Santa Paula Creek channel.....	1, 600, 000	-----
(FC)	Sweetwater River.....	100, 000	-----
(FC)	Walnut Creek.....	545, 000	-----

CORPS OF ENGINEERS, FISCAL YEAR 1975—Continued

CONSTRUCTION, GENERAL—Continued

	State and project	Appropriation, fiscal year 1975	Recommended additions
	Colorado:		
(FC)	Bear Creek Lake.....	\$9,050,000	\$2,000,000
(FC)	Chatfield Lake.....	3,065,000	1,000,000
(FC)	Las Animas.....	1,800,000	-----
(FC)	Trinidad Lake.....	6,200,000	-----
	Connecticut:		4
(FC)	Danbury.....	2,500,000	500,000
	Delaware:		
(FC)	Delaware Coast Protection.....	-----	500,000
(N)	Inland waterway, Delaware River to Chesapeake Bay (Chesapeake and Delaware Canal), pt. II, Del. and Md.....	3,715,000	-----
	Florida:		
(FC)	Central and Southern Florida.....	4,400,000	-----
(FC)	Four River Basins.....	3,000,000	-----
(N)	Jacksonville Harbor (1965 act).....	7,000,000	-----
(N)	Miami Harbor (1968 act).....	4,760,000	-----
(BE)	Palm Beach County (reimbursement).....	1,165,000	-----
(N)	Panama City Harbor.....	430,000	-----
	Georgia:		
(BE)	Pinellas County.....	100,000	-----
(N)	Tampa Harbor (main channel).....	900,000	-----
	Georgia:		
(MP)	Carters Lake.....	8,500,000	-----
(MP)	Richard B. Russell (Trotters Shoals) Dam and Lake, Ga., and S.C.....	2,125,000	-----
(N)	Savannah Harbor (40 feet widening and deepening).....	1,103,000	-----
(N)	Savannah Harbor (sediment basin).....	2,300,000	-----
(BE)	Tybee Island.....	900,000	-----
(MP)	West Point Lake, Ala. and Ga.....	8,800,000	400,000
	Hawaii:		
(N)	Kahului Harbor mitigation of shore damages attributable to navigation projects, sec. 111.....	(500,000)	-----
(FC)	Kaneohe-Kailua area.....	480,000	-----
(N)	Lahaina small boat harbor.....	300,000	-----
	Idaho:		
(MP)	Dworshak Dam and Reservoir.....	10,000,000	200,000
(FC)	Ririe Lake.....	7,400,000	200,000
	Illinois:		
(N)	Calumet River and Harbor (1962 act), Illinois and Indiana.....	170,000	-----
(FC)	Carlyle Lake.....	400,000	-----
(FC)	Columbia drainage and levee district #3.....	100,000	-----
(FC)	East St. Louis and vicinity —Cahokia Creek Low Dam.....	900,000	-----
(FC)	East St. Louis and vicinity (interior flood control).....	1,200,000	-----
(FC)	Harrisonville and Ivy Landing—Drainage and levee district No. 2.....	300,000	-----

CORPS OF ENGINEERS, FISCAL YEAR 1975—Continued

CONSTRUCTION, GENERAL—Continued

	State and project	Appropriation, fiscal year 1975	Recommended additions
(N)	Illinois Waterway, Calumet-Sag modification, pt. I, Illinois and Indiana.....	\$1,500,000	-----
(N)	Kaskaskia River navigation.....	4,700,000	-----
(FC)	Levee District 23 (Dively), Kaskaskia River.....	645,000	-----
(N)	Lock and dam 26, Mississippi River, Alton, Ill., and Mo.....	22,000,000	-----
(N)	Lock and dam 53 (temporary lock), Illinois and Kentucky.....	7,000,000	\$1,500,000
(FC)	Louisville Lake (U.S. Route 45).....	700,000	-----
(FC)	McGee Creek Drainage and Levee District.....	-----	50,000
(N)	Mississippi River between Ohio and Missouri Rivers, Ill. and Mo.:	-----	-----
	(a) Chain of Rocks.....	4,540,000	-----
	(b) Regulating works.....	4,500,000	-----
(FC)	Rend Lake.....	3,186,000	-----
(FC)	Rock Island.....	120,000	-----
(N)	Smithland locks and dam, Illinois and Kentucky.....	22,300,000	4,500,000
(FC)	William L. Springer Lake (formerly Oakley Lake) (land acquisition).....	300,000	-----

46

Indiana:

(FC)	Big Pine Lake.....	500,000	-----
(FC)	Brookville Lake.....	1,985,000	-----
(N)	Calumet River and Harbor. (See Illinois.).....	-----	-----
(FC)	Cannelton locks and dam, Indiana and Kentucky.....	2,650,000	-----
(FC)	Evansville.....	1,600,000	-----
(FC)	Illinois Waterway, Calumet-Sag modification, pts. I and II, Illinois and Indiana. (See Illinois.).....	-----	-----
(FC)	Island levee.....	200,000	-----
(FC)	Mason J. Niblack levee (pumping facilities).....	1,044,000	-----
(N)	Newburgh locks and dam, Indiana and Kentucky.....	6,000,000	2,000,000
(FC)	Patoka Lake.....	4,600,000	-----
(N)	Untontown locks and dam, Indiana and Kentucky.....	9,850,000	3,000,000
(FC)	Iowa:	-----	-----
(FC)	Bettendorf.....	200,000	-----
(FC)	Clinton.....	3,000,000	-----
(FC)	Marshalltown.....	1,800,000	-----
(FC)	Missouri River levee system, Iowa, Kansas, Missouri, and Nebraska.....	300,000	-----
(N)	Missouri River, Sioux City to mouth, Iowa, Kansas, Missouri, and Nebraska.....	4,700,000	-----
(FC)	Rathbun Lake (fish hatchery).....	700,000	-----
(FC)	Saylorsville Lake.....	8,300,000	-----
(FC)	Waterloo.....	3,000,000	-----

47

CORPS OF ENGINEERS, FISCAL YEAR 1975—Continued
CONSTRUCTION, GENERAL—Continued

State and project	Appropriation, fiscal year 1975	Recommended additions
Kansas:		
(FC) Big Hill Lake.....	\$500, 000	-----
(FC) Clinton Lake.....	8, 750, 000	\$1, 200, 000
(FC) Dodge City.....	1, 450, 000	-----
(FC) El Dorado Lake.....	4, 000, 000	500, 000
(FC) Hillsdale Lake.....	2, 000, 000	-----
(FC) Kansas City, Kansas River, (1962 mod)	5, 000, 000	-----
(FC) Marion.....	100, 000	-----
Missouri River Levee System. (See Iowa.)		
Missouri River, Sioux City to mouth, Iowa, Kansas, Missouri, and Nebraska. (See Iowa.)		
(FC) Perry Lake area (road improvements).....	400, 000	-----
Kentucky:		
Cannelton locks and dam, Indiana and Kentucky. (See Indiana.)		
(FC) Carr Fork Lake.....	3, 800, 000	500, 000
(FC) Cave Run Lake.....	3, 000, 000	500, 000
(FC) Dam No. 3, Big Sandy River, Ky. and W. Va.		305, 000
(MP) Laurel River Lake.....	6, 200, 000	-----
Lock and Dam 53 (temporary lock). (See Illinois.)		
(FC) Martins Fork Lake.....	3, 000, 000	-----
Newburgh locks and dam, Indiana and Kentucky. (See Indiana.)		
(FC) Paintsville Lake.....	1, 500, 000	500, 000

48

(FC) Red River Lake.....	500, 000	-----
Smithland lock and dam, Illinois and Kentucky. (See Illinois.)		
(FC) Southwestern Jefferson County.....	3, 000, 000	-----
(FC) Taylorsville Lake.....	1, 400, 000	900, 000
Uniontown locks and dam, Indiana and Kentucky. (See Indiana.)		
(R) Wolf Creek Dam—Lake Cumberland (Rehab.).....	6, 000, 000	-----
(FC) Yatesville Lake.....	1, 500, 000	500, 000
Louisiana:		
(N) Atchafalaya River, Bayous Chene, Boeuf and Black.....	1, 300, 000	-----
(FC) Bayou Bodcau and tributaries.....	300, 000	-----
(N) Bayou Lafourche and Lafourche Jump Waterway.....	1, 400, 000	-----
(N) Calcasieu River at Devil's Elbow.....	200, 000	-----
(FC) Larose to Golden Meadow.....	1, 200, 000	-----
(FC) Lake Pontchartrain, and vicinity.....	3, 300, 000	-----
(N) Mermentau River (channel improvement).....	1, 534, 000	-----
(N) Michoud Canal.....	2, 160, 000	-----
(N) Mississippi River, gulf outlet.....	1, 300, 000	-----
(N) Mississippi River outlets, Venice.....	510, 000	-----
(FC) Morgan City and vicinity.....	100, 000	-----
(FC) New Orleans to Venice hurricane protection.....	9, 000, 000	-----
Ouachita and Black Rivers, Ark. and La. (See Arkansas.)		
(FC) Ouachita River levees.....	405, 000	-----
(N) Overton-Red River Waterway (lower 31 miles only).....	1, 600, 000	-----
(N) Red River emergency bank protection.....	3, 900, 000	-----
(N) Red River Waterway, Mississippi River to Shreveport, La.		
(N) Red River levees and bank stabilization below Denison Dam, Ark., La., and Tex. (See Arkansas.)		
	13, 000, 000	-----

49

CORPS OF ENGINEERS, FISCAL YEAR 1975—Continued

CONSTRUCTION, GENERAL—Continued

	State and project	Appropriation, fiscal year 1975	Recommended additions
(N)	Maine: Frenchboro Harbor.....	\$200, 000	-----
(FC)	Maryland: Bloomington Lake, Md. and W. Va. Inland waterway, Delaware River to Chesapeake Bay, Del. and Md. (C. & D. Canal), pt. II. (See Delaware.)	7, 200, 000	-----
(FC)	Massachusetts: Charles River Dam.....	5, 000, 000	\$1, 500, 000
(N)	Weymouth Fore and Town Rivers.....	1, 800, 000	-----
(N)	Michigan: Great Lakes connecting channels.....	200, 000	-----
(N)	Lexington Harbor.....	400, 000	-----
(FC)	River Rouge.....	1, 800, 000	-----
(FC)	Saginaw River.....	850, 000	-----
(FC)	Minnesota: Big Stone Lake-Whetstone River, Minn. and S. Dak.	560, 000	-----
(FC)	Mankato and North Mankato.....	1, 900, 000	600, 000
(FC)	Roseau River.....	100, 000	-----
(FC)	Mississippi: Tallahala Creek Lake.....	1, 000, 000	-----

50

(N)	Tennessee-Tombigbee Waterway, Ala. and Miss. (See Alabama.) Yazoo River, Belzoni Bridge (Adv. Part).....	500, 000	-----
(MP)	Missouri: Clarence Cannon Dam and Reservoir.....	22, 700, 000	-----
(MP)	Harry S. Truman Dam and Reservoir.....	43, 000, 000	4, 500, 000
(FC)	Little Blue River Channel.....	500, 000	-----
(FC)	Little Blue River Lakes.....	(LA) 2, 500, 000	500, 000
(FC)	Lock and Dam 26, Alton, Ill. and Mo. (See Illinois.) Long Branch Lake.....	2, 000, 000	-----
(FC)	Meramec Park Lake.....	4, 600, 000	-----
(FC)	Mississippi River between Ohio and Missouri Rivers, Ill. and Mo. (See Illinois.) Missouri River Levee System. (See Iowa.) Missouri River, Sioux City to mouth, Iowa, Kansas, Missouri, and Nebraska. (See Iowa.) Smithville Lake.....	8, 600, 000	2, 200, 000
(FC)	Montana: Frazer-Wolf Point bank stabilization.....	375, 000	-----
(MP)	Libby Dam-Lake Koocanusa.....	22, 000, 000	4, 400, 000
(MP)	Libby Dam (additional units and reregulating dam).....	-----	400, 000
(MP)	Nebraska: Gavins Point Dam Lewis and Clark Lake (relocation of Niobrara, Nebr.), Nebr. and S. Dak.....	3, 500, 000	2, 000, 000
(MP)	Missouri River Levee System. (See Iowa.) Missouri River, Sioux City to mouth, Iowa, Kansas, Missouri, and Nebraska. (See Iowa.) Papillion Creek and tributaries.....	8, 000, 000	-----

51

CORPS OF ENGINEERS, FISCAL YEAR 1975—Continued

CONSTRUCTION, GENERAL—Continued

State and project	Appropriation, fiscal year 1975	Recommended additions
New Jersey:		
(FC) Elizabeth.....	\$2,700,000	-----
(N) Newark Bay, Hackensack, and Passaic Rivers.....	525,000	-----
(FC) South Orange.....	-----	\$1,000,000
Tocks Island Lake, Pa., N.J., and N.Y. (See Pennsylvania.)	-----	-----
New Mexico:		
(FC) Cochiti Lake.....	8,150,000	-----
(FC) Las Cruces.....	817,000	-----
(FC) Los Esteros Lake.....	2,500,000	-----
New York:		
(N) East River Spur Channel.....	2,850,000	-----
(BE) East Rockaway Inlet to Rockaway Inlet and Jamaica Bay (part I).....	4,000,000	-----
(BE) Fire Island Inlet to Jones Inlet.....	1,500,000	600,000
(FC) Fire Island Inlet to Montauk Point.....	2,800,000	-----
(BE) Hamlin Beach State Park (reimbursement).....	1,180,000	-----
(N) New York Harbor (anchorage).....	5,000,000	-----
(N) New York Harbor collection and removal of drift.....	330,000	-----

52

(FC) Tocks Island Lake, Pa., N.J., and N.Y. (See Pennsylvania.)	815,000	-----
(FC) Yonkers.....	-----	-----
North Carolina:		
(N) Atlantic Intracoastal Waterway, bridges.....	100,000	-----
(FC) B. Everett Jordan Dam and Lake.....	3,500,000	1,000,000
(FC) Falls Lake.....	4,250,000	500,000
(N) Morehead City Harbor.....	200,000	-----
North Dakota:		
(MP) Garrison Dam-Lake Sakakawea.....	200,000	-----
(FC) Minot.....	3,000,000	-----
(FC) Missouri River, Garrison Dam to Lake Oahe.....	600,000	-----
Oahe Dam-Lake Oahe, S. Dak. and N. Dak. (See South Dakota.)	-----	-----
(FC) Pipestem Lake.....	417,000	-----
Ohio:		
(FC) Alum Creek Lake.....	3,500,000	-----
(FC) Caesar Creek Lake.....	4,500,000	-----
(FC) Chillicothe.....	300,000	-----
(FC) Clarence J. Brown Dam and Reservoir.....	1,624,000	-----
(FC) East Fork Lake.....	4,500,000	-----
(N) Hannibal locks and dam, Ohio and West Virginia.....	10,110,000	-----
(FC) Mill Creek.....	500,000	-----
(FC) Paint Creek Lake.....	762,000	-----
(N) Willow Island locks and dam, Ohio and West Virginia.....	10,100,000	-----

53

CORPS OF ENGINEERS, FISCAL YEAR 1975—Continued

CONSTRUCTION, GENERAL—Continued

	State and project	Appropriation, fiscal year 1975	Recommended additions
	Oklahoma:		
(FC)	Birch Lake.....	\$3, 450, 000	-----
(FC)	Clayton Lake.....	660, 000	-----
(FC)	Copan Lake.....	4, 000, 000	-----
(FC)	Hugo Lake.....	700, 000	-----
(FC)	Kaw Lake.....	11, 100, 000	-----
	McClellan-Kerr Arkansas River navigation system, Arkansas and Oklahoma. (See Arkansas.)		
(FC)	Optima Lake.....	9, 150, 000	-----
(FC)	Skiatook Lake.....	4, 250, 000	-----
(FC)	Waurika Lake.....	9, 400, 000	-----
(MP)	Webbers Falls lock and dam.....	1, 246, 000	-----
	Oregon:		
(FC)	Applegate Lake.....	(LA) 1, 000, 000	-----
(FC)	Beaver Drainage District.....	300, 000	-----
(MP)	Bonneville lock and dam (2d powerhouse) Oregon and Washing- ton.....	11, 500, 000	-----
(MP)	Bonneville lock and dam (mod. for peaking), Oregon and Washington.....	6, 600, 000	-----

54

(FC)	Catherine Creek Lake.....	1, 500, 000	-----
(N)	Columbia and lower Willamette Rivers (40-foot project), Oregon and Washington.....	600, 000	-----
(MP)	Cougar Lake.....	750, 000	-----
(FC)	Elk Creek Lake.....	1, 500, 000	-----
(MP)	John Day lock and dam, Oregon and Washington.....	5, 200, 000	-----
(MP)	Lost Creek Lake.....	29, 000, 000	-----
(FC)	Lower Columbia River bank protection, Oregon and Washing- ton.....	500, 000	-----
(MP)	McNary lock and dam, Oregon and Washington.....	500, 000	-----
(FC)	Scappoose Drainage District.....	280, 000	-----
	The Dalles lock and dam, Washington and Oregon (additional units). (See Washington.)		
(N)	Tillamook Bay and Bar.....	1, 510, 000	-----
(FC)	Willamette River Basin bank protection Pennsylvania:	300, 000	-----
(FC)	Blue Marsh Lake.....	7, 275, 000	\$500, 000
(FC)	Chartiers Creek.....	1, 500, 000	-----
(FC)	Cowanesque Lake.....	5, 000, 000	1, 500, 000
(FC)	DuBois.....	500, 000	-----
(BE)	Presque Isle Peninsula.....	750, 000	-----
(FC)	Raystown Lake.....	2, 500, 000	-----
(FC)	Tioga-Hammond Lakes.....	20, 400, 000	-----
(MP)	Tocks Island Lake, Pa., N.J., and N.Y. (Comprehensive review and analysis).....	1, 500, 000	-----
(FC)	Tyrone.....	1, 800, 000	-----
(FC)	Union City Lake.....	800, 000	-----

55

CORPS OF ENGINEERS, FISCAL YEAR 1975—Continued

CONSTRUCTION, GENERAL—Continued

	State and project	Appropriation, fiscal year 1975	Recommended additions
	Puerto Rico:		
(FC)	Portuguese and Bucana Rivers.....	\$1, 500, 000	-----
	South Carolina:		
(N)	Cooper River-Charleston Harbor.....	1, 000, 000	-----
	Richard B. Russell Dam and Lake, Ga. and S.C. (See Georgia.)		
	South Dakota:		
(MP)	Big Bend Dam-Lake Sharpe.....	1, 124, 000	-----
	Big Stone Lake-Whetstone River, Minn. and S. Dak. (See Minnesota.)		
	Gavins Point Dam-Lewis and Clark Lake (relocation of Nio- brara Nebraska) Neb. and S. Dak. (See Nebraska.)		
(FC)	Sacred Heart Hospital, Yankton, Missouri River, emergency bank stabilization.....	125, 000	-----
(MP)	Oahe Dam-Lake Oahe, S. Dak. and N. Dak.....	577, 000	-----
	Tennessee:		
(MP)	Cordell Hull Dam and Reservoir.....	1, 161, 000	-----

56

Texas:

(FC)	Aubrey Lake.....	3, 000, 000	-----
(FC)	Buffalo Bayou and tributaries.....	1, 100, 000	-----
(FC)	Cooper Lake and channels.....	2, 200, 000	-----
(N)	Corpus Christi ship channel.....	4, 500, 000	-----
(FC)	El Paso.....	1, 800, 000	-----
(FC)	Freeport and vicinity, hurricane flood protection.....	2, 200, 000	-----
(N)	Galveston Channel (1971 act).....	1, 570, 000	-----
(FC)	Guadalupe River (remove logjams).....	285, 000	-----
(FC)	Highland Bayou.....	1, 000, 000	-----
(FC)	Lakeview Lake.....	2, 500, 000	-----
(FC)	Lavon Lake modification and east fork channel improvement.....	5, 400, 000	-----
(FC)	Port Arthur and vicinity hurricane flood protection.....	5, 900, 000	-----
	Red River Emergency Bank Protection. (See Louisiana.)		
	Red River levees and bank stabilization, below Denison Dam, Ark., La., and Tex. (See Arkansas.)		
(FC)	San Antonio Channel improvement.....	2, 175, 000	\$650, 000
(FC)	San Gabriel River.....	10, 000, 000	-----
(FC)	Taylor's Bayou.....	500, 000	-----
(FC)	Texas City and vicinity hurricane flood protection.....	1, 737, 000	-----
	Utah:		
(FC)	Little Dell Lake.....		200, 000
	Virginia:		
(FC)	Fourmile Run, City of Alexandria, and Arlington County.....	2, 000, 000	-----
(FC)	Gathright Lake.....	6, 000, 000	-----
(BE)	Virginia Beach (reimbursement).....	230, 000	-----

57

CORPS OF ENGINEERS, FISCAL YEAR 1975—Continued

CONSTRUCTION, GENERAL—Continued

	State and project	Appropriation, fiscal year 1975	Recommended additions
	Washington:		58
(MP)	Bonneville lock and dam, Oregon and Washington. (See Oregon.)	\$27, 000, 000	-----
(MP)	Chief Joseph Dam, Rufus Woods Lake (additional units)----- Columbia and lower Willamette Rivers. (40-ft. project) Oregon and Washington. (See Oregon.)	5, 400, 000	\$500, 000
(MP)	Ice Harbor lock and dam, Lake Sacajawea (additional units)----- John Day lock and dam, Oregon and Washington. (See Oregon.) Little Goose lock and dam—Lake Bryan (additional units)----- Lower Columbia River bank protection, Oregon and Wash- ington. (See Oregon.)	4, 600, 000	-----
(MP)	Lower Granite lock and dam-----	35, 600, 000	1, 500, 000
(MP)	Lower Granite lock and dam (additional units)-----	4, 600, 000	-----
(MP)	Lower Monumental lock and dam-----	1, 650, 000	-----
(MP)	Lower Monumental lock and dam (additional units)-----	450, 000	-----
(MP)	Lower Monumental lock and dam (additional units)----- McNary lock and dam, Oregon and Washington. (See Oregon.) The Dalles lock and dam, Washington and Oregon (additional units)-----	1, 100, 000	-----
(FC)	Wahkaikum County Consolidated Diking District No. 1-----	380, 000	-----
(FC)	Wynoochee Lake (fish hatchery)-----	696, 000	-----
	West Virginia:		
(FC)	Beech Fork Lake-----	5, 500, 000	-----
(FC)	Bloomington Lake, Md. and W. Va. (See Maryland.)	9, 600, 000	2, 000, 000
(FC)	Burnsville Lake-----	197, 000	-----
(FC)	Coal River Basin-----	3, 200, 000	-----
(FC)	Dam No. 3, Big Sandy River. (See Kentucky.)	18, 600, 000	2, 000, 000
(FC)	East Lynn Lake-----	(500, 000)	-----
(FC)	Hannibal locks and dam, Ohio and West Virginia. (See Ohio.) R. D. Bailey Lake-----	1, 000, 000	-----
(FC)	Lower Guyandot River-----		
(FC)	Stonewall Jackson Lake-----		
(FC)	Willow Island lock and dam, Ohio and West Virginia. (See Ohio.)		
	Wisconsin:		
(FC)	La Farge Lake and channel improvement-----	4, 000, 000	500, 000

CORPS OF ENGINEERS, FISCAL YEAR 1975—Continued

CONSTRUCTION, GENERAL—Continued

State and project	Appropriation, fiscal year 1975	Recommended additions
Miscellaneous:		
(N) Small navigation projects not requiring specific legislation costing up to \$1,000,000 (sec. 107)-----	\$2, 830, 000	
(N) Mitigation of shore damages attributable to navigation projects (sec. 111)-----		
(FC) Emergency streambank and shoreline protection-----	500, 000	
Recreation facilities, at completed projects-----	1, 000, 000	
Fish and wildlife studies (U.S. Fish and Wildlife Service)-----	26, 000, 000	\$1, 000, 000
Aquatic plant control (1965 act)-----	1, 800, 000	
Employees compensation-----	1, 500, 000	
Reduction for anticipated savings and slippages-----	1, 870, 000	
General reduction based on anticipated delays and carryover balances and other reductions-----	-58, 894, 000	
Subtotal, Construction-----	951, 224, 000	58, 055, 000
Subtotal, Planning-----	22, 457, 000	
Grand total, Construction, General-----	973, 681, 000	58, 055, 000

RECREATION DEVELOPMENT COMPLETED PROJECTS

The Administration's policy for recreation development at completed projects requires 50 percent cost sharing by the non-Federal sponsor. This cost sharing policy is designed to put the completed projects on the same basis as those newer projects authorized since 1965. The newer projects require cost sharing by law (Public Law 89-72). The cost sharing policy has severely slowed down the program for construction of recreation facilities at completed projects. This program will continue at a slow pace unless relief from the administrative requirement for cost sharing is lifted. The type of work involved in the program is very labor intensive and by requiring 100% Federal financing an additional 1,900 jobs would become available. This is based upon immediately proceeding with work that is designed but for which non-Federal funds are not currently available.

Large attendance at these projects has been experienced over the years and greater attendance is expected at the projects in coming years, as people seek recreation opportunities closer to their homes to conserve gasoline. About two-thirds of the Corps lakes are located within 50 miles of standard metropolitan areas and it is estimated that 70 percent of the Nation's population live in these areas. In 1974 alone there were 344 million visitor days at Corps of Engineers projects.

With the potential of putting substantial numbers of people to work in these projects and conserving energy by providing nearby recreation areas for people, the Committee believes that recreation development at those projects authorized prior to 1965 should be funded at 100 percent and the Corps is directed to proceed accordingly. Projects authorized in 1965 and thereafter should be funded on a 50 percent federal and 50 percent local funds basis as required by Public Law 89-72. Projects authorized prior to 1965 should be funded at the higher Federal level at this time.

OPERATION AND MAINTENANCE, GENERAL

The Committee recommends an additional sum of \$48,000,000 for Operation and Maintenance, General.

In the current year there are 258 channel and harbor projects; 33 lock, dam and canal projects; 216 flood control reservoirs; 18 local protection projects; and 65 multipurpose projects maintained by the Corps of Engineers. Providing adequate maintenance of these projects not only protects the Government's investment, but provides jobs in the private sector of our economy.

This amount will provide for the following operation and maintenance projects which are listed by Corps of Engineers Division.

Division/Project	Amount
North Atlantic Division:	
Inland Waterway, Delaware River to Chesapeake Bay, Del. and Md.	\$1,000,000
Wilmington Harbor, Del.	220,000
Delaware River, Philadelphia to the Sea, Pa., Del. and New Jersey	5,400,000
Schuylkill River	400,000
Subtotal	7,020,000
South Atlantic Division:	
IWW, Caloosahatchee to Anclote River, Fla.	1,000,000
Tampa Harbor, Fla.	2,500,000
Savannah Harbor, Ga.	4,250,000
Atlantic Intracoastal Waterway (Jacksonville District)	250,000
San Juan Harbor, Puerto Rico	850,000
Georgetown Harbor, S.C.	900,000
Subtotal	9,750,000
Ohio River Division:	
Ohio River Locks and Dam, Ill., Ind., Ky., Ohio and W. Va.	400,000
East Branch Clarion River Lake, Pa.	110,000
Sutton Lake, W. Va.	250,000
Subtotal	760,000
Lower Mississippi Valley Division:	
Ouachita and Black Rivers, Ark. and La.	130,000
Carlyle Lake, Ill.	230,000
Mississippi River Between Missouri River and Minneapolis (LMVD)	750,000
Gulf Intracoastal Waterway, La.	1,990,000
Houma Navigation Canal	630,000
Mississippi River, Baton Rouge to Gulf, La.	6,345,000
Subtotal	10,075,000
North Central Division:	
Illinois Waterway	2,310,000
Mississippi River between Missouri River and Minneapolis (NCD)	2,550,000
Muskegon Harbor, Mich.	1,000,000
St. Mary River—Soo Locks, Mich.	470,000
Cleveland Harbor, Ohio	865,000
Great Lakes diked disposal program	1,500,000
Subtotal	8,695,000
Southwestern Division:	
McClellan-Kerr Arkansas River Navigation, Ark., Okla.	670,000
Jemez Canyon Dam, N. Mex.	975,000
Colorado River, Tex.	300,000
Gulf Intracoastal Waterway (Freeport to Cedar Lakes)	400,000
Houston Ship Channel, Tex.	1,500,000
Sabine Neches Waterway, Tex.	900,000
Somerville Lake, Tex.	205,000
Subtotal	4,950,000
Missouri River Division: Missouri River, Sioux City, Iowa to the Mouth	
	800,000
Subtotal	800,000

Division/Project	Amount
North Pacific Division:	
Bonneville Lock and Dam, Oreg.	750,000
John Day Lock and Dam, Oreg. and Wash.	1,200,000
McNary Lock and Dam, Oreg. and Wash.	350,000
Chief Joseph Dam, Wash.	350,000
The Dalles Lock and Dam, Wash.	350,000
Subtotal	3,000,000
South Pacific Division:	
Crescent City Harbor, Calif.	450,000
Los Angeles County Drainage Area, Calif.	1,500,000
Subtotal	1,950,000
General regulatory functions	1,000,000
Grand total	48,000,000

DEPARTMENT OF THE INTERIOR

BUREAU OF RECLAMATION

CONSTRUCTION AND REHABILITATION

The Committee recommends an appropriation of \$9,600,000 for Construction and Rehabilitation.

The table which follows shows each project for which funds were provided in the regular 1975 Appropriation bill for construction and rehabilitation and the amounts recommended in the supplemental bill.

BUREAU OF RECLAMATION, FISCAL YEAR 1975
CONSTRUCTION AND REHABILITATION

State and project	Appropriation, fiscal year 1975	Recommended additions
Arizona: Pacific Northwest-Pacific Southwest intertie California:	\$1, 120, 000	-----
Central Valley project:		
Sacramento River division	5, 455, 000	-----
San Luis unit:		
Westlands distribution and drainage system	20, 193, 000	-----
San Luis drain	1, 970, 000	-----
Relift pumping plants for distribution and drainage system	7, 690, 000	-----
All other San Luis unit facilities	1, 780, 000	-----
Subtotal, San Luis unit	31, 633, 000	-----
Auburn-Folsom South Unit:		
Auburn area facilities (including Auburn Dam and Reservoir)	12, 180, 000	\$6, 650, 000
Folsom South area facilities (includes Folsom South Canal)	100, 000	-----
Foresthill Divide area (includes Sugar Pine Dam and Reservoir)	150, 000	-----
Other facilities	520, 000	-----
Subtotal, Auburn-Folsom South unit	12, 950, 000	6, 650, 000
Miscellaneous project programs other	2, 395, 000	-----

64

El Dorado Irrigation District, Pleasant Oak Area, Sly Park Unit	3, 885, 000	-----
San Felipe Division	700, 000	-----
Total, Central Valley project	57, 018, 000	6, 650, 000
Pacific Northwest-Pacific Southwest intertie (see Arizona)		
Colorado:		
Fryingpan-Arkansas project	29, 030, 000	600, 000
Idaho:		
Rathdrum Prairie project, East Greenacres unit	3, 890, 000	-----
Teton Basin project, Lower Teton division	13, 675, 000	1, 200, 000
New Mexico: Brantley project	1, 600, 000	-----
Nevada: Pacific Northwest-Pacific Southwest intertie (see Arizona)		
Oklahoma: Mountain Park project	5, 683, 000	-----
Oregon: Tualatin project	4, 535, 000	-----
Texas: Palmetto Bend project	8, 649, 000	-----
Washington:		
Chief Joseph Dam project, Manson unit	2, 352, 000	350, 000
Chief Joseph Dam project, Whitestone Coulee unit	1, 350, 000	-----
Columbia Basin projects:		
Irrigation facilities	10, 045, 000	500, 000
Third powerplant	64, 555, 000	-----
Block 81 wasteways	300, 000	-----
Total, Columbia Basin project	74, 900, 000	500, 000

65

BUREAU OF RECLAMATION, FISCAL YEAR 1975—Continued

CONSTRUCTION AND REHABILITATION—Continued

State and project	Appropriation, fiscal year 1975	Recommended additions
Various:		
Drainage and minor construction program:		
All-American Canal System, California.....	\$2, 000	-----
Boise project, Payette division, Idaho.....	20, 000	-----
Boulder Canyon project, Arizona-Nevada.....	27, 000	\$100, 000
Chief Joseph Dam, Greater Wenatchee, Wash.....	170, 000	-----
Chief Joseph Dam, Foster Creek division, Washington.....	145, 000	-----
Crooked River, Oreg.....	20, 000	-----
Gila project, Arizona.....	335, 000	-----
Kendrick project, Wyoming.....	56, 000	-----
Klamath project, Oregon-California.....	1, 028, 000	-----
Lower Rio Grande, Mercedes division, Texas.....	200, 000	-----
Miscellaneous engineering services, Colorado.....	31, 000	-----
Palisades project, Idaho.....	35, 000	-----
Parker-Davis project, Arizona-California-Nevada.....	1, 116, 000	-----
Recreation facilities at existing reservoirs, various States.....	241, 000	-----
San Angelo project, Texas.....	20, 000	-----
Washita Basin project, Oklahoma.....	40, 000	-----

86

Washoe project, Nevada-California.....	4, 525, 000	-----
Weber Basin, Utah.....	40, 000	-----
Total, drainage and minor construction.....	8, 051, 000	100, 000
Rehabilitation and betterment of existing projects:		
Carlsbad project, New Mexico.....	505, 000	-----
Cascade Irrigation District, Washington.....	804, 000	-----
Crooked River project, Ochoco Irrigation District, Oregon.....	80, 000	-----
Klamath project, Shasta View Irrigation District, Oregon-California.....	343, 000	-----
Ogden River, Utah.....	27, 000	-----
Rio Grande, El Paso County Improvement District No. 1, Texas.....	810, 000	-----
Rogue River Basin, Medford and Rogue River Valley Irrigation District, Oregon.....	75, 000	-----
Salt River project, Arizona.....	811, 000	-----
Shoshone project, Garland division, Wyoming.....	451, 000	-----
Solano project, California.....	75, 000	-----
Tucumcari project, New Mexico.....	161, 000	-----
Tumalo Irrigation District, Oregon.....	2, 164, 000	-----
Uncompahgre project, Colorado.....	194, 000	-----
Total, rehabilitation and betterment of existing projects.....	6, 500, 000	-----
Subtotal, exclusive of Pick-Sloan Missouri Basin program.....	218, 353, 000	9, 400, 000

67

BUREAU OF RECLAMATION, FISCAL YEAR 1975—Continued

CONSTRUCTION AND REHABILITATION—Continued

State and project	Appropriation, fiscal year 1975	Recommended additions
PICK-SLOAN MISSOURI BASIN PROGRAM		
Colorado: Narrows unit.....	\$6, 500, 000	-----
Montana: Canyon Ferry unit (dust abatement).....	1, 190, 000	\$150, 000
North Dakota: Garrison diversion unit.....	13, 855, 000	-----
South Dakota: Oahe unit.....	5, 535, 000	-----
Wyoming: Riverton unit.....	1, 740, 000	-----
Various:		
Transmission division.....	10, 895, 000	-----
Drainage and minor construction program:		
Ainsworth unit, Nebraska.....	20, 000	50, 000
Bostwick division, Nebraska-Kansas.....	1, 398, 000	-----
Cedar Bluff unit, Kansas.....	65, 000	-----
East Bench unit, Montana.....	213, 000	-----
Farwell unit, Nebraska.....	662, 000	-----
Frenchman-Cambridge division, Nebraska.....	141, 000	-----
Garrison diversion unit, Minot Extension, North Dakota.....	123, 000	-----
Owl Creek unit, Wyoming.....	48, 000	-----
Yellowtail unit, Montana-Wyoming.....	1, 117, 000	-----
Total, drainage and minor construction.....	3, 787, 000	50, 000
Total, Pick-Sloan Missouri Basin program.....	43, 502, 000	200, 000
Subtotal Construction and Rehabilitation.....	261, 855, 000	9, 600, 000
Subtotal, Planning.....	2, 435, 000	-----
Undistributed reduction based on anticipated delays.....	-20, 167, 000	-----
Total, Construction and Rehabilitation.....	244, 123, 000	9, 600, 000

OPERATION AND MAINTENANCE

The Committee recommends an appropriation of \$2,300,000 for Operation and maintenance.

These funds will provide for additions and replacements including road improvements, erosion control, bridge replacements, transmission line wood pole replacements, and other activities necessary in operating and maintaining Bureau of Reclamation projects for the following:

Project	Amount
Columbia Basin, Wash.....	\$125,000
Hungry Horse, Mont.....	50,000
Central Valley, Calif.....	650,000
Colorado River frontwork and levee system, Arizona-California.....	450,000
Colorado Big-Thompson, Colo.....	50,000
Shoshone project, Wyoming.....	50,000
Pick-Sloan Missouri Basin program.....	675,000
Soil and moisture conservation.....	250,000
Total.....	2,300,000

**CHAPTER V
COMPARATIVE STATEMENT OF NEW BUDGET (OBLIGATIONAL) AUTHORITY RECOMMENDED IN THE BILL**

Department or activity	Budget estimates, 1975	Recommended in the bill	Bill compared with estimates
CHAPTER V			
DEPARTMENT OF DEFENSE—CIVIL			
DEPARTMENT OF THE ARMY			
Corps of Engineers—Civil		\$58,055,000	+\$58,055,000
Construction, general.....		48,000,000	+48,000,000
Operation and maintenance, general.....		106,055,000	+106,055,000
Total, Corps of Engineers, Civil.....			
DEPARTMENT OF THE INTERIOR			
BUREAU OF RECLAMATION			
Construction and Rehabilitation.....		9,600,000	+9,600,000
Operation and Maintenance.....		2,300,000	+2,300,000
Total, Bureau of Reclamation.....		11,900,000	+11,900,000
Total, chapter V, new budget (obligational) authority.....		117,955,000	+117,955,000

CHAPTER VI

SUBCOMMITTEE ON DEPARTMENTS OF STATE, JUSTICE, AND COMMERCE, THE JUDICIARY, AND RELATED AGENCIES

JOHN M. SLACK, West Virginia, *Chairman*

NEAL SMITH, Iowa	ELFORD A. CEDERBERG, Michigan
JOHN J. FLYNT, JR., Georgia	MARK ANDREWS, North Dakota
BILL ALEXANDER, Arkansas	CLARENCE E. MILLER, Ohio
YVONNE BRAITHWAITE BURKE, California	
JOSEPH D. EARLY, Massachusetts	

DEPARTMENT OF COMMERCE

ECONOMIC DEVELOPMENT ADMINISTRATION

JOB OPPORTUNITIES PROGRAM

The Committee recommends an additional \$375,000,000 for the job opportunities program which was authorized by P.L. 93-567. This amount in addition to the \$125,000,000 appropriated on January 3, 1975 under P.L. 93-624 will provide \$500,000,000, which is the total authorized level.

This program provides emergency job assistance to both urban and rural areas which are suffering from unusually high levels of unemployment. Based on tabulations as of February 26, the Secretaries of Commerce and Labor have received an inventory of over 18,000 projects—submitted by EDA, the Regional Commissions and other Federal agencies—which might be funded with job opportunities funds. The Committee feels that with an appropriation of \$500,000,000 many of the 18,000 projects could be funded upon completion of the evaluation process required by the authorizing statute, and that such projects could have a significant employment impact. Based on experience with a similar EDA program, the Public Works Impact Program, it is estimated that at least 30,000 to 40,000 jobs could be created with the \$375,000,000 provided in the accompanying bill, in addition to at least 10,000 to 15,000 jobs which could be created by the \$125,000,000 already provided.

The Committee recommends that \$1,120,000 of the funds appropriated under the job opportunities program be available for administrative support activities by the Economic Development Administration. The Economic Development Administration needs to hire 35 temporary employees to process applications, allocate funds to other agencies and to monitor the implementation of the program.

RELATED AGENCIES

SMALL BUSINESS ADMINISTRATION

BUSINESS LOAN AND INVESTMENT FUND

The Committee recommends additional capital in the amount of \$210,000,000 for the direct loan program authorized by Section 7(a) of the Small Business Act, as amended. In addition, \$150,000,000 of unobligated balances in the Business Loan and Investment Fund is to be made available for this direct loan program. These amounts when added to the \$40,000,000 already provided in the fiscal year 1975 budget total \$400,000,000, the full amount authorized by Public Law 93-386 enacted August 23, 1974, for 7(a) direct loans.

The history of the 7(a) direct loans program indicates that for each \$10 million loaned more than 1,500 jobs were created or retained. If such loans were made on a priority basis, giving preference to those having high employment impact, the number could rise to 3,000 jobs for each \$10 million loaned. Consequently, the number of jobs which can be maintained or provided with the funds made available in the accompanying bill could range from 60,000 to 120,000.

For the remainder of fiscal year 1975 the 10% contingency reserved in the Business Loan and Investment Fund for administrative expenses is available for administrative expenses in connection with this increased program. It may be necessary to provide additional funds for such administrative costs in the 1976 budget.

DISASTER LOAN FUND

The bill includes additional capital of \$175,000,000 for the "Disaster Loan Fund". This amount, plus \$50,000,000 of unobligated balances in the Fund, is provided for non-physical disaster loans, for which \$110,000,000 has already been provided for fiscal year 1975. Most of the \$110,000,000 has already been obligated.

The non-physical disaster loan program is for economic injury loans, primarily loans for business affected adversely by energy shortages. Although it is not possible to determine the number of loans that can be made with these funds or the precise number of jobs associated therewith, these funds can make a substantial contribution toward maintaining employment and providing additional jobs. A conservative estimate of the number of jobs which can be maintained or provided with these funds is about 33,000. If the loans are made on a priority basis, using employment impact as the key factor, the number of jobs maintained or provided could be as high as 68,000.

For the remainder of fiscal year 1975 the 10% contingency reserved in the Disaster Loan Fund for administrative expenses is available for administrative expenses in connection with this increased program. It may be necessary to provide additional funds for such administrative costs in the 1976 budget.

CHAPTER VI
COMPARATIVE STATEMENT OF NEW BUDGET (OBLIGATIONAL) AUTHORITY RECOMMENDED IN THE BILL

Department or activity	Budget estimates, 1976	Recommended in the bill	Bill compared with estimates
CHAPTER VI			
DEPARTMENT OF COMMERCE			
ECONOMIC DEVELOPMENT ADMINISTRATION			
Job opportunities program.....	-----	\$375, 000, 000	+ \$375, 000, 000
RELATED AGENCIES			
SMALL BUSINESS ADMINISTRATION			
Business loan and investment fund.....	-----	210, 000, 000	+ 210, 000, 000
Disaster loan fund.....	-----	175, 000, 000	+ 175, 000, 000
Total, Small Business Administration.....	-----	385, 000, 000	+ 385, 000, 000
Total, chapter VI.....	-----	760, 000, 000	+ 760, 000, 000

CHAPTER VII

SUBCOMMITTEE ON TREASURY, POSTAL SERVICE, AND GENERAL GOVERNMENT

TOM STEED, Oklahoma, Chairman

JOSEPH P. ADDABBO, New York CLARENCE E. MILLER, Ohio
EDWARD R. ROYBAL, California ROBERT C. McEWEN, New York
ROBERT L. F. SIKES, Florida WILLIAM L. ARMSTRONG, Colo-
EDWARD P. BOLAND, Massachu- rado
setts
JOHN J. FLYNT, JR., Georgia
EDWARD J. PATTEN, New Jersey
CLARENCE D. LONG, Maryland

BASIS OF COMMITTEE RECOMMENDATIONS

The Committee believes that the appropriations provided in this Chapter will have a dual effect. First, and most importantly, they will significantly contribute to reducing unemployment, particularly in the two industries suffering most from unemployment—the automobile industry and the construction industry. The automobile industry unemployment rate is now 24%. The Committee recommends appropriations of about \$443 million for the purchase of over 120,000 motor vehicles. The construction industry unemployment rate is now over 22%. The Committee recommends appropriations of over \$465 million for construction and construction related activities. The remaining appropriations recommended in this Chapter also provide for the purchase of additional equipment which will result not only in increased employment for the primary manufacturers, but will also have a stimulating effect throughout the manufacturing process back to the actual producers of the raw materials.

The Committee believes that the second important factor to consider is that funds recommended for appropriation in this Chapter really represent a sound investment since they will produce assets urgently needed for the more efficient and effective operation of the government. In addition, the acquisition of these assets now rather than delaying one or two years will actually save money because of the inflation factor since they are required and must be funded within the next few years anyway.

The appropriation will either result in the correction of deficiencies in facilities and materials that should have been made years ago or it will provide funds for the acquisition of facilities and materials that are urgently needed and that can be used for many years to come.

The Committee strongly recommends that this appropriation which will create jobs which in turn will create useful and necessary facilities and products for the government be approved.

DEPARTMENT OF THE TREASURY

OFFICE OF THE SECRETARY

SALARIES AND EXPENSES

The Committee recommends an appropriation of \$2,000,000. This appropriation of \$2 million would be used to renovate the Main Treasury Building Cash Room and elevators for the Bicentennial celebration. The Main Treasury Building was constructed in the 1860's and has been designated as an historic building by the National Park Service. Because of its age there is a great deal of work that needs to be done to upgrade it. This appropriation would enable Treasury to not only improve the building for the bicentennial, but also make it a safer and more efficient place to work. It should also provide additional jobs to both the manufacturers of the equipment and to those who will actually do the repairs and renovations.

FEDERAL LAW ENFORCEMENT TRAINING CENTER

SALARIES AND EXPENSES

The Committee recommends an appropriation of \$3,500,000. The consolidated Federal Law Enforcement Training Center provides the necessary facilities and equipment for conducting recruit, advanced, specialized and refresher training for law enforcement personnel of the participating agencies, plus the instructors who teach the basic and some advanced courses at the Center. This appropriation would enable the Training Center to purchase approximately 40 additional training vehicles as well as some greatly needed training equipment. The purchase of this equipment will not only result in an increase in employment of those who manufacture it, but will also provide a much needed product for the government.

BUREAU OF ALCOHOL, TOBACCO AND FIREARMS

SALARIES AND EXPENSES

The Committee recommends an appropriation of \$6,500,000. The Bureau has deferred, beyond the point of economical repair, the replacement of the greater portion of its automotive vehicles, and this appropriation would enable it to replace 831 automobiles at a cost of about \$3.5 million. The capabilities of its enforcement and regulatory personnel would be strengthened and extended by the acquisition of heretofore deferred base station and vehicular radios, electronic surveillance equipment, and other technical and scientific paraphernalia, at a cost of \$3.0 million. The purchase of additional cathode ray tube terminals for connection with the existing Treasury Enforcement Communication System, and through it with the NCIC of the Justice Department, will greatly facilitate the investigative and intelligence efforts of the Bureau in policing illicit activities in

alcohol, tobacco and firearms traffic as well as in suppressing of illegal explosive and terrorist activities. The purchase of this equipment will not only result in an increase in employment of those who actually manufacture it, but it would also provide the government with equipment that is urgently needed to help fight the rising crime rate.

U.S. CUSTOMS SERVICE

SALARIES AND EXPENSES

The Committee recommends an appropriation of \$52,900,000.

The U.S. Customs Service collects the duties and taxes on imported merchandise, inspects all international traffic, regulates certain marine and aircraft activities, combats smuggling, undervaluation, and frauds on the Customs revenue, and performs related functions in connection with importation and exportation of merchandise.

This recommended appropriation to the U.S. Customs Service provides \$4.2 million for renovation of Customs facilities at airports and seaports; \$15.2 million for facilities improvements at border stations; \$9.2 million for 687 additional motor vehicles and 15 aircraft; and \$24.3 million for specialized Customs law enforcement communications and detection equipment.

The Committee feels that this appropriation will not only increase employment in those areas that manufacture the equipment but also will greatly assist Customs in the interdiction of contraband and facilitate the processing of the ever-increasing number of persons crossing our borders.

CONSTRUCTION, BORDER STATIONS

The Committee recommends an appropriation of \$3,175,000. These funds will be used for the construction of joint Customs/INS border stations and facilities. Since these facilities cost under \$500,000 each, it is not necessary that these prospectuses be approved pursuant to P.L. 92-313. The Committee believes that the construction of these stations is long past due and will improve the efficiency and effectiveness of government inspection services as well as enable the Customs Service and the Immigration Service to process the ever-increasing number of persons and cargo crossing our borders. It would also have a beneficial effect on employment in the construction industry.

INTERNAL REVENUE SERVICE

ACCOUNTS, COLLECTION AND TAXPAYER SERVICE

The Committee recommends an appropriation of \$5,000,000.

The Accounts, Collection and Taxpayer Service processes tax returns and related documents, and maintains accurate, current taxpayer accounts by means of an automated system. It also provides for taxpayer assistance and for collecting delinquent taxes and securing unfiled returns. Statistical reporting responsibilities of the Internal Revenue Service come under this appropriation account.

The \$5,000,000 will be used to acquire additional ADP equipment for use in IRS Service Centers. This equipment will enable the Internal Revenue Service to more efficiently and effectively process the ever-increasing volume of tax returns and will help maintain a higher level of employment in the industries that manufacture such equipment.

COMPLIANCE

The Committee recommends an appropriation of \$400,000.

This agency of the Internal Revenue Service is responsible for detecting and correcting noncompliance with the tax laws and for meeting the Internal Revenue Service's responsibilities in special law enforcement programs.

The \$400,000 will be used to purchase approximately 100 additional passenger motor vehicles primarily for use by Internal Revenue Service agents in the field.

U.S. SECRET SERVICE

SALARIES AND EXPENSES

The Committee recommends an appropriation of \$6,500,000.

This appropriation provides \$3.5 million for the purchase of 634 motor vehicles, and \$3 million for additional electronic, technical and security related law enforcement equipment. The purchase of this equipment will not only provide for a much more effective law enforcement agency but will also help maintain employment in those industries that produce the equipment.

U.S. POSTAL SERVICE

PAYMENT TO THE POSTAL SERVICE FUND

The Committee recommends an appropriation of \$900,000,000. This appropriation would enable the Postal Service to fund a variety of different types of procurement or construction. They would be diffused throughout the United States.

Set forth below is a schedule detailing the approximate amounts in millions of dollars of funds by category for increased and/or accelerated investment:

Category	Amount (millions)
Small facility program.....	\$100.0
Improvements and extension of WCIP program.....	250.0
Nonfixed mechanization.....	129.0
Customer service equipment.....	268.0
Vehicles (39,000).....	153.0
Total.....	\$900.0

The Committee recommends providing \$100 million for the Small Facility Program. Of this amount \$50 million will provide for the erection of approximately 400 prefabricated industrial type buildings on a nationwide basis. The Postal Service estimates that commitments

in connection with these additional construction projects can be made within six to eight months. The remaining \$50 million is for Delivery Service facilities and will provide more efficient deployment of delivery services on a nationwide basis.

The Committee recommends providing \$250 million for Improvements and Extension of the Working Condition Improvement Program (WCIP). \$200 million will provide for the extension of general facilities WCIP program on a nationwide basis (painting, improved lighting, improved docking, improved parking, increased energy conservation). \$50 million will be for the bulk mail program.

In the case of vehicles, additional funding of \$153 million will provide approximately 39,000 vehicles, including trucks, to modernize and expand the present Postal fleet in order to achieve efficiencies in postal service and will result in reduced maintenance, and improved vehicle operating costs. Additional equipment costing \$397 million—nonfixed mechanization for mail processing and customer services—will reduce operating costs and improve convenience to customers using postal services.

In general, these projects will produce long-term benefits and equipment necessary for postal operations and will create many jobs in the industries that will construct these facilities and produce these products. Cost of these projects is likely to be less now than in future years since inflationary trends can be expected to continue.

INDEPENDENT AGENCIES

GENERAL SERVICES ADMINISTRATION

FEDERAL BUILDINGS FUND

CONSTRUCTION

The Committee recommends an appropriation of \$25,000,000 to the Federal Buildings Fund to be used for construction of Customs/Immigration Border Stations. The Committee has long felt that the facilities now available do not adequately meet the needs of these government inspection services at our borders and recommends that funds be appropriated for this purpose at this time. A detailed listing of the projects and their locations to be funded by this appropriation are included in the bill. This additional construction will not only create many new jobs in the construction industry but will also produce assets that the nation can be proud of for years to come. It will also have the effect of facilitating the ever-increasing traffic across our borders.

ALTERATIONS AND MAJOR REPAIRS

The Committee recommends an appropriation to the Federal Buildings Fund of \$340,000,000 to be used for alterations and major repairs.

Under this activity, the General Services Administration executes its responsibility for alterations and major repairs of both Government-owned and leased buildings under the control of GSA. Government-

owned buildings under the control of other departments and agencies, where alterations are required in connection with such buildings scheduled for transfer to the control of GSA, are also included in this responsibility.

The overall appearance, state of repair, and operating efficiency of Federal facilities are important in carrying out a priority program with primary consideration given to repairs to prevent deterioration and damage to buildings, their support systems and necessary operating equipment. Such repairs affect the efficient and economic use of space and the continuity of building operations, and they affect a major goal of this essential Federal Buildings Fund activity which is to provide commercially equivalent space and services to tenant agencies.

The Alterations and Major Repairs Activity is comprised of six program areas: (1) Basic Work to Correct Deterioration and Malfunctions; (2) Improvement of Space to Promote Utilization; (3) Special Fire Prevention, Life Safety and Property Protection; (4) Special Aids for the Handicapped; (5) Special Environmental Protection Measures; (6) Special Energy Conservation Measures.

The alterations and major repairs will be made throughout the country and thus provide additional jobs on a nationwide basis while at the same time improving the quality of the federal buildings. Of the amount recommended, \$250 million is for repairs and alterations costing over \$100,000 each and \$90 million is for repairs and alterations costing less than \$100,000 each.

REAL PROPERTY OPERATIONS

The Committee recommends an appropriation of \$100,000,000 to the Federal Buildings Fund to be used for Real Property Operations.

This activity provides for the operation of all Government-owned facilities under the jurisdiction of GSA and for building services in leased space in the GSA inventory where the terms of the lease do not require the lessor to furnish such services.

Services included in building operations are cleaning, protection, maintenance, payment for utilities, and other miscellaneous activities such as grounds maintenance, sidewalks and roadway repairs and policing, elevator operations, minor moving and day-to-day servicing of tenants' needs. The space, operations, and services referred to above are furnished by GSA to its tenant agencies in return for payment of the Standard Level User Charge just as in the private sector tenants pay rent for space and services provided by private lessors.

This \$100 million appropriation will enable the General Services Administration to increase to a reasonable and adequate level the services that GSA provides to its tenant agencies without any increases in the Standard Level User Charge assessed to them. These funds will create a large number of jobs in the custodial, maintenance, and protective trades in connection with federal facilities as well as increase the safety and health conditions for the work force.

GENERAL SUPPLY FUND

The Committee recommends an appropriation to the General Supply Fund of \$280,000,000.

This appropriation is to be used to purchase an additional 80,000 motor vehicles for replacement and some expansion of the General Services Administration's Government-wide Motor Pool fleet. GSA estimates that the purchase of these new vehicles will result in the saving of about 6 million gallons of gasoline a year due to the fact that the new vehicles will be smaller and have better mileage capabilities than those which are being replaced. There will be additional savings due to the greater efficiency of the newer vehicles, as well as lower maintenance costs.

The Committee believes that the increased purchase of motor vehicles will not only help employment in the automobile and related industries, but will also result in some long-term savings to the government.

CHAPTER VII

COMPARATIVE STATEMENT OF NEW BUDGET (OBLIGATIONAL) AUTHORITY RECOMMENDED IN THE BILL

	Budget estimates, 1975	Recommended in the bill	Bill compared with estimates
CHAPTER VII			
DEPARTMENT OF TREASURY			
Office of the Secretary.....		\$2,000,000	+\$2,000,000
Federal Law Enforcement Training Center, Salaries and expenses.....		3,500,000	+3,500,000
Bureau of Alcohol, Tobacco, and Firearms.....		6,500,000	+6,500,000
U.S. Customs Service:			
Salaries and expenses.....		52,900,000	+52,900,000
Construction, border stations.....		3,175,000	+3,175,000
Internal Revenue Service:			
Accounts, Collection and Taxpayer Service.....		5,000,000	+5,000,000
Compliance.....		400,000	+400,000

84

U.S. Secret Service.....		6,500,000	+6,500,000
Total, Treasury Department.....		79,975,000	+79,975,000
U.S. POSTAL SERVICE			
Payment to the Postal Service Fund.....		900,000,000	+900,000,000
INDEPENDENT AGENCIES			
GENERAL SERVICES ADMINISTRATION			
Federal building fund:			
Construction.....		25,000,000	+25,000,000
Alterations and major repairs.....		340,000,000	+340,000,000
Real property operations.....		100,000,000	+100,000,000
Total, Federal buildings fund.....		465,000,000	+465,000,000
General supply fund.....		280,000,000	+280,000,000
Total, General Services Administration.....		745,000,000	+745,000,000
Total, Ch. VII.....		1,724,975,000	+1,724,975,000

85

LIMITATIONS AND LEGISLATIVE PROVISIONS

The following limitations and legislative provisions not heretofore carried in connection with any appropriation bill are recommended:

On page 7 in connection with "Higher education":

Provided, That funds appropriated in the Departments of Labor, and Health, Education, and Welfare Appropriations Acts for the fiscal years ending June 30, 1974, and June 30, 1975 (Public Laws 93-192 and 93-517) for the work-study program under part C of title IV of the Higher Education Act of 1965, which have been granted to an eligible institution whose allocation exceeds the amount needed to operate a work-study program during the period for which those funds are available, shall remain available to the Commissioner for making grants to other eligible institutions until the end of the fiscal year succeeding the fiscal year for which such funds are appropriated.

On page 9, in connection with the Economic Development Administration, Job Opportunities Program:

Provided, That not to exceed \$1,120,000 may be used for administrative expenses.

MINORITY VIEWS OF HON. ELFORD A. CEDERBERG,
HON. ROBERT H. MICHEL, HON. GARNER E. SHRIVER,
HON. BURT L. TALCOTT, HON. ROBERT C. McEWEN,
HON. J. KENNETH ROBINSON, HON. LAWRENCE
COUGHLIN, HON. JACK F. KEMP

PUBLIC SERVICE EMPLOYMENT PROGRAM

Additional public service employment at this time will have a minimal effect on reducing unemployment. Even if all public service employment hires were among the most severely injured by the current economic downturn, public service employment could only assist 4% of the total number of unemployed at an inordinate cost. According to the National Commission for Manpower Policy each additional 100,000 PSE jobs cost about \$800 million. This same dollar availability applied to unemployment compensation programs could assist three times the number of persons as could be assisted through public employment hires.

As Federal subsidized public employment continues and increases, the problem of preventing the substitution of these federal dollars for local revenues become almost impossible to control. Under this circumstance, which additional public service employment jobs will clearly exacerbate, there is virtually no effect on employment, or conversely, unemployment. State and local governments simply reduce their budgets, and refinance the reductions with federal subsidies. PSE funding will just add to the program base, and generate more demands for permanent federal funding.

Further, a prolonged expansion of federally subsidized programs reduces the incentive of the private sector as well as the State and local public sector to deal with the unemployment problem. If private employers anticipate a massive federal jobs program, they might lay off regular employees faster than they would otherwise. The private sector role in the local economy would diminish at a time when we are urging an increase in that role.

ELFORD A. CEDERBERG.
ROBERT H. MICHEL.
GARNER E. SHRIVER.
BURT L. TALCOTT.
ROBERT C. McEWEN.
J. KENNETH ROBINSON.
LAWRENCE COUGHLIN.
JACK F. KEMP.

ADDITIONAL VIEWS OF HON. SILVIO O. CONTE

I support the commitment of another \$1,625,000,000 to the Public Service Jobs program, but only with very grave reservations.

At best, this is an exercise in blowing up a leaky balloon.

Puff. Puff. Puff. P-s-s-s-s-s-t. Puff. Puff. Puff. P-s-s-s-s-t. Puff.
Puff. Puff. Puff. P-s-s-s-s-

I am getting out of breath. . .

And I am getting discouraged.

With all the billions of dollars Congress has appropriated for this program, what do we have to show our children and future generations?

The Public Service Jobs program has kept many people employed and food on their tables. Everybody is in favor of that. But this accomplishment is only temporary and has very little long-range utility. Instead of spending huge wads of the taxpayers' money just to take some of the sting out of unemployment, it's time to put a positive focus on what public funds should be doing.

In my western Massachusetts district, I see many areas which could sorely use the investment of federal money and where the investment would pay the return of a lasting gift to future generations. I see dilapidated railroad track beds, forests that could be transformed into beautiful parks and trails, local hospitals and schools that would benefit from a face-lift.

It's not sufficient just to create jobs for the sake of creating jobs. This is one open checkbook program that has gone far enough. The Congress must start demanding a permanent return on its investment. The program should be run like a business, not a philanthropy.

For instance, I would urge the Congress to revive the Civil Conservation Corps and similar community programs under the sponsorship of the Federal Government. The CCC was inaugurated during the Depression. It took thousands of young, idle men off the streets, put them into forests and undeveloped lands and put them to work building America. The return to the nation on this program has been enormous. In my district today, there are now thousands of acres of forests that were planted and cultivated under the CCC program. They are a lasting monument to legislative foresight.

I question the advisability of placing even more reliance on an already heavily saturated public service employment program administered at the local level. There are increasing indications that the programs in many jurisdictions are poorly administered at best, and beset with favoritism and corruption at worst.

Programs of this nature far too often have a way of becoming permanent drains on the taxpayers. And, in this case especially, the public is left with nothing to show for its massive expenditures. Already many State and local governments—against the intentions of the Congress in initially enacting a public jobs program—are reducing

their payrolls at the same time that new Federal job money is being made available to them. The net effect is no increase in assistance for the victims of recession: the unemployed. This cheats both the jobless, as well as those with jobs who—through their taxes—are trying to lend a hand in this pinch.

The public works projects that will be funded under this bill present a better solution. These projects are either underway now or can be started immediately. In addition to directly providing jobs for the unemployed, they stimulate the private sector to provide additional jobs in shipping the steel or producing the tools required to complete the projects.

This is not enough, however. The Congress should consider a broad based, federally controlled jobs program reaching into each affected area and community. This would enable those made jobless by the recession to perform useful public service in projects such as reforestation, environmental clean-up, additional recreation facilities in local parks, upgrading thousands of miles of long-neglected and now unsafe railroad track beds, to name just a few.

A broad program of this nature could be built on what was learned from the Depression-era CCC and WPA programs. Many communities throughout the land are still—40 years later—making use of the public works projects completed by those and other Federal programs, modern versions of which could be administered by existing Federal departments and agencies.

In this manner, everyone who is without a job would have an equal chance in finding work in an area close to his home, and at a task that would benefit his community.

SILVIO O. CONTE.

ADDITIONAL VIEWS OF HON. WILLIAM L. ARMSTRONG, AND HON. JACK F. KEMP

I share the Committee's concern about rising unemployment, which is creating hardships for millions of American families and costing the nation's economy \$150-\$200 billion in lost productivity.

If it were possible to solve the problem by passing this appropriation, it would be a bargain. But there is little chance the spending in this bill will have any appreciable effect on nationwide unemployment. And it is almost certain to worsen other threats to the nation's economic well-being.

I therefore urge the House to defeat this legislation for the following specific reasons:

1. This bill will barely make a dent in the nation's unemployment. Even if the Committee's optimistic projections are realized, new jobs to be created by this bill would lower the unemployment rate by only about 1%.

But the Committee is estimating the cost per job created at only about \$5,750. Government-induced employment is like to cost much more . . . up to \$85,000 per job, according to estimates previously submitted to the Committee.

If the government could create jobs as efficiently as private industry—a doubtful assumption—\$25,000 per job might be a reasonable estimate. On information available, it's almost impossible to say what each new job will cost. However, the Committee estimate is clearly far too low. So the effect on the nation's unemployment rate will be considerably less than the projected amount.

Nor does the Committee report take into account the displacement factor. Testimony before the House Education and Labor Committee indicates that in the public service employment program 55%-65% of all municipal job creations are recalls: employees who are terminated, then rehired and, in the process, shifted from the local payroll to the federal program.

I also note that much of the effort of this bill is directed toward providing nine weeks of summer youth employment (\$412.1 million) and part-time work for college students (\$119.8 million). These may be worthwhile purposes. But they hardly constitute a serious effort to cope with chronic unemployment among family breadwinners nor will such programs do much to curb the astronomical rates of unemployment among minority young people, the two most urgent unemployment problems. Other portions of the bill provoke similar questions about the spending priorities involved.

While there is real doubt about how many jobs may be created by this bill, I am also skeptical about timing. When will these new jobs come into being and how long they will last? Some portions of this appropriation will produce immediate results: new automobile purchasing, for example. But this will be a strictly one-time effect.

Other programs will take many months to implement and, to that extent at least, will provide a slower economic stimulus than other possible remedies: middle income tax cuts, reduced corporate tax, accelerated depreciation, deregulation of natural gas . . . to name some actions that would produce almost instant employment but which Congress has seen fit to delay.

2. This bill will add to an already stupendous budget deficit thereby causing renewed inflation and economic distortions.

When President Ford announced a proposed budget deficit of \$35 billion for the current fiscal year and \$51.7 billion for 1975-76, most of us were stunned. Even the enthusiastic deficit spenders were visibly surprised.

But within a few weeks, we are now talking about far larger deficits and have already taken action which will raise the current year's deficit to nearly \$41 billion and the projected deficit for next year over \$71 billion, as can be seen from the following summary:

IMPACT OF CONGRESSIONAL ACTION ON BUDGET ESTIMATES

[In billions]

	1975			1976		
	Outlays	Receipts	Deficit	Outlays	Receipts	Deficit
Original estimate.....	313.4	278.8	-34.7	349.4	297.5	-51.9
Announced revisions:						
Release of \$2.0 billion in highway funds.....	.05			1.0		
Congressional freeze on food stamps increases.....	.2			.6		
Foreign assistance amendments.....	.1			.1		
Supreme Court action releasing \$5 billion in water pollution funds.....				.05		
Subtotal, revised estimate.....	313.8	278.8	-35.0	351.2	297.5	-53.7
Potential Congressional action:						
Senate refusal to act on Nov. 26 rescission proposals (released Mar. 1).....	.2			.1		
House Committee action on Jan. 30, 1975 rescission proposals.....	.3			.6		
Emergency Middle Income Housing Act (H.R. 29).....				.6		
Emergency Homeowners Relief Act (H.R. 34).....	2.4			7.2		
Health Insurance for Unemployed (S. 496, H.R. 3208, S. 625, H.R. 4004).....				3.3		
Emergency Employment Appropriations Act, 1975 (Labor Department outlay estimate only).....	.1			5.1		
Revenues:						
Ways and Means Committee Action on larger tax cut.....		-2.8			-1.1	
Subtotal, potential Congressional action.....	3.0	-2.8		16.9	-1.1	
Total, revised budget estimates plus potential congressional action.....	316.8	276.0	-40.8	368.1	296.4	71.7

These figures include only actions already taken or which seem assured. Many experts, including the distinguished Chairman of this Committee, believe deficits will go far higher. I agree. While I have no way of knowing how high the deficit may rise, I will not be surprised if it is \$80 billion or even more.

What are the consequences of deficit spending on this scale? At the very least, we will suffer a severe crunch in the capital markets several months from now and renewed double digit inflation.

Federal borrowing already accounts for over two-thirds of the total funds market. With increasing deficits this proportion is sure to rise

and the government will elbow more and more private borrowers out of the market. Job-producing investment by the private sector will be reduced accordingly, another ripple effect not considered in the Committee's projection.

The rate of capital formation in the United States has already sunk to the lowest level in the industrial world. Our plant capacity is growing obsolete while other nations modernize. We're slipping behind in productivity: the annual rate of productivity increase during the 1960's and early 1970's averaged more than 10% in Japan, 6% in Germany and France but only 3.3% here in the United States. This bill will make the situation worse.

One industry would be hit especially hard: housing. At a time when the nation is falling behind in meeting housing needs and unemployment in the construction trades is already over 22%, the threat of further disruption of housing is gruesome to contemplate.

But housing depends on vast amounts of mortgage financing. So when the federal government crowds other borrowers out of the funds market and raises interest rates, money will be drained from thrift institutions which are the main source of mortgage financing for homeowners. Many small construction firms will be unable to survive this kind of squeeze. When they go under, more jobs will be lost.

3. While some of the programs funded in this bill may be one-time costs, others will continue forever. I do not believe the committee has seriously considered the long-term implications of adding to the spending base of the agencies involved.

4. Finally, I am distressed by the way this bill has been handled and the committee's failure to carefully review proposed spending. Only a few days ago someone came up with the idea that additional spending should be approved. A \$5 billion target was established, apparently picked out of the air. Agencies were invited to submit shopping lists of worthy projects to Appropriations Subcommittees.

This kind of haphazard, open-handed approach is completely inconsistent with the responsible traditions of the Committee. It's hard to imagine executive branch agencies will be much impressed if the Committee should, at some future time, urge spending restraint or careful scrutiny of proposed budget increases.

What's worse, in the haste and confusion, we have ignored serious shortcomings and abuses already evident in programs previously funded:

Charges of corruption in public service job programs include allegations that funds are being used for nepotism and political payoffs.

In some areas of the country school teachers are being paid from public service employment funds during the summer recess even though they continue as regular, full-time teaching employees.

All in all, it appears to me that the Committee is being stampeded into action which we will later regret. I urge defeat of this bill and, in its place, consideration of other ways to cope with unemployment, solutions which are consistent with sound fiscal policies and which will put people back to work without further risking the nation's economic future.

WILLIAM L. ARMSTRONG.
JACK L. KEMP.

ADDITIONAL VIEWS OF HON. RALPH S. REGULA

In my opinion, funds appropriated by the Emergency Employment Appropriation Act, 1975, should not be utilized as a substitute for existing state and local funding of ongoing programs and activities. Rather, it is my intention that new jobs be created bringing about new and expanded opportunities for employment.

RALPH S. REGULA.

(95)

○

THE EMERGENCY EMPLOYMENT APPROPRIATION ACT, 1975

APRIL 22 (legislative day, APRIL 21), 1975.—Ordered to be printed

Mr. McCLELLAN, from the Committee on Appropriations, submitted the following

REPORT

[To accompany H.R. 4481]


The Committee on Appropriations, to which was referred the bill H.R. 4481, making emergency employment appropriations for the fiscal year ending June 30, 1975, and for other purposes, reports the same to the Senate with amendments and with the recommendation that the bill be passed, and submits the following explanation of its recommendations.

INDEX TO BILL AND REPORT

	Page number	
	Bill	Report
Title I:		
Narrative summary of bill.....		2
Tabular summary of bill.....		9
Chapter I—Agriculture and Related Agencies.....	2	17
Chapter II—Housing and Urban Development—Independent Agencies.....	3	21
Chapter III—Interior.....	4	23
Chapter IV—Labor, Health, Education, and Welfare.....	8	35
Chapter V—Public Works.....	11	45
Chapter VI—State, Justice, Commerce, and Judiciary.....	13	71
Chapter VII—Treasury, Postal Service, and General Government.....	15	81
Chapter VIII—Transportation.....	20	91
Title II—General Provisions.....	21	-----

INTRODUCTION

The Emergency Employment Appropriation Act which this report accompanies provides a grand total of \$6,082,647,000—\$5,504,535,000 in new budget authority, \$485,000,000 in loan authority and \$93-, 112,000 in liquidation of contract authority—for the acceleration of existing Federal programs and projects in order to increase immediately employment throughout the nation.



A CONGRESSIONAL COMMITMENT TO JOBS FOR ALL AMERICANS

For many years the Congress has been steadfast in its commitment to jobs for Americans. The Employment Act of 1946 clearly sets forth the policy of this nation in regard to jobs for its citizens. The Act states the following:

Sec. 2. The Congress hereby declares that it is the continuing policy and responsibility of the Federal Government to use all practicable means consistent with its needs and obligations and other essential considerations of national policy, with the assistance and cooperation of industry, agriculture, labor, and State and local governments, to coordinate and utilize all its plans, functions, and resources for the purpose of creating and maintaining, in a manner calculated to foster and promote free competitive enterprise and the general welfare, conditions under which there will be afforded useful employment opportunities, including self-employment, for those able, willing, and seeking to work, and to promote maximum employment, production, and purchasing power.

The Congress reaffirms this policy and stresses its resolve that the existing high rate of unemployment must be reduced.

THE CURRENT ECONOMIC SITUATION

Today, our Nation faces one of the gravest economic crises in its history. On almost all sides—wherever we turn—we are besieged by serious economic and fiscal ills. The prices we pay for goods and services are still rising, although at a less alarming rate than in the recent past. Lines are still growing at the unemployment offices. There have been frustrating declines in the value and the purchasing power of the dollar. We are confronted by the paradox of simultaneous inflation and recession, by the perils of higher prices and by a declining number of workers engaged in productive employment.

The energy crisis—which has not been exorcised by the end of the Arab oil boycott—has upset the American way of life, dislocated domestic industry, disrupted the usual patterns of world trade and altered the balance of international payments.

Inflation continues at a high rate—12.2 percent from December 1973 to December 1974. As of February 1975, the cost of living was increasing by an annual rate of 8.1 percent—a drop from the previous year but still a serious drag on the economy.

Our economy is also afflicted with a diminishing vitality. After several years of sustained expansion, the real growth of the Gross National Product dropped by 5 percent between the fourth quarter of 1973 and the fourth quarter of 1974.

The housing industry is in a state of near collapse, as new housing starts dropped by 50 percent between March 1974 and March 1975—or from 1,881,000 to 977,000.

Productivity per man hour in the private economy during the fourth quarter of 1974 declined by 3.7 percent.

The capacity utilization rate of the manufacturing sector of the economy dropped from 83 percent in the last quarter of 1973 to 76 percent in the final quarter of 1974. It is expected that the utilization rate will be even lower when the figures for the first quarter of 1975 are tabulated.

In conclusion, the Committee wishes to emphasize that these figures are not merely cold statistics punched out by a computer. They represent a crisis for a significant segment of the American people.

THE UNEMPLOYMENT PICTURE, MARCH 1975

Unemployment has reached crisis proportions. In March 8,700,000 people were unemployed and the unemployment rate (seasonally adjusted) was 8.7% of the civilian labor force. In addition, there have been reports estimating that over 1,000,000 people have given up looking for work, and were therefore no longer counted in the official unemployment rate for March, 1975. The past four months have witnessed the sharpest rise in unemployment since the Great Depression of the 1930's. In the one month alone between December and January unemployment climbed a full one percent.

Unemployment is at its highest peak since the beginning of World War II.

Civilian employment at 83,849,000 declined by 1,029,000 below March, a year ago.

People receiving unemployment benefits totaled 5,303,700 in the week ending March 15, 1975. This was an increase of 2,663,500 over the week ending March 16, 1974, or double that of a year ago. Grave concerns are mounting over what will happen when those presently receiving unemployment benefits begin to exhaust the time period during which they are eligible for benefits. Estimates have been made which indicate that, unless current economic conditions change, *about 400,000 people a month will exhaust their unemployment benefits during the July to December period.*

Unemployment is widespread. Some parts of the economy have been hit harder than others, but the effects of rising unemployment pervade the entire economy. In addition to the automobile and construction industries, heavy unemployment exists in many other areas such as textiles, furniture, apparel, rubber, electrical, and paper as reflected by the following schedule.

Unemployment rates by industry, March 1975

<i>Industry</i>	<i>Unemployment rate (percent)</i>
Construction.....	23.8
Automobile.....	22.2
Apparel.....	20.1
Lumber.....	17.1
Furniture.....	17.0
Rubber and plastics.....	16.4
Textiles.....	15.4
Stone, clay, glass.....	13.7
Electrical equipment.....	13.5
Paper.....	12.7
Food.....	11.3
Primary metals.....	10.7
Other transportation equipment.....	9.9
Chemicals.....	8.2

All components of the work force are suffering the impact of unemployment, particularly minorities, teenagers, and women. The unemployment rates for Negro and other minority groups are alarmingly high—11.8% for men, 11.2% for women, and an amazing 41.6% for teenagers. However, the overall unemployment rate for all men aged 20 and over, is a relatively low 6.8% for March.

The rise in unemployment has hit with special force our Vietnam veterans. In March, the unemployment rates for such veterans aged 20-34 rose to 9%, up from 8.8% the previous month. Instead of having a rate lower than comparable aged non-veterans, the veterans are now experiencing a higher rate than the non-veterans.

The following schedule reflects the impact of unemployment on various sectors of the population.

UNEMPLOYMENT STATUS OF SELECTED LABOR FORCE CATEGORIES, 1971-74

Selected categories	Annual averages				Seasonally adjusted quarterly averages				1975, March	
	1971	1972	1973	1974	1974					
					IV	I	II	III		
Unemployment rates (percent):										
All workers.....	5.9	5.6	4.9	5.6	4.7	5.2	5.1	5.5	6.5	8.7
Men, 20 yrs and over.....	4.4	4.0	3.2	3.8	3.0	3.5	3.5	3.7	4.7	6.8
Women, 20 yrs and over.....	5.7	5.4	4.8	5.5	4.7	5.1	5.0	5.4	6.5	8.5
Teenagers.....	16.9	16.2	14.5	16.0	14.3	15.3	15.1	16.0	17.5	20.6
White.....	5.4	5.0	4.3	5.0	4.2	4.7	4.7	5.0	5.9	8.0
Negro and other races.....	9.9	10.0	8.9	9.9	8.6	9.3	9.0	9.5	11.8	14.2
Full-time workers.....	5.5	5.1	4.3	5.1	4.3	4.6	4.6	5.0	6.2	8.3
Part-time workers.....	8.7	8.6	7.9	8.6	7.4	8.2	8.4	8.7	9.0	10.9

Nearly all areas of the country are affected by the unemployment crisis. At the present time, a total of 105 out of the 150 major urban areas are in the "substantial unemployment" category.

The following table shows the February unemployment rate by State. This table shows the overall State average but even in those States with relatively low unemployment, certain industries such as housing may have very high rates.

Unemployment rate by State, February, 1975¹

State	Rate	State	Rate
Alabama.....	9.0	Montana.....	10.0
Alaska.....	12.6	Nebraska.....	6.4
Arizona.....	10.0	Nevada.....	11.4
Arkansas.....	10.3	New Hampshire.....	6.8
California.....	10.5	New Jersey.....	10.6
Colorado.....	6.2	New Mexico.....	8.7
Connecticut.....	9.5	New York.....	9.6
Delaware.....	10.2	North Carolina.....	10.8
District of Columbia.....	7.5	North Dakota.....	7.2
Florida.....	10.4	Ohio.....	9.2
Georgia.....	10.1	Oklahoma.....	5.8
Hawaii.....	6.9	Oregon.....	11.9
Idaho.....	9.9	Pennsylvania.....	8.9
Illinois.....	7.6	Puerto Rico.....	17.0
Indiana.....	9.4	Rhode Island.....	15.8
Iowa.....	5.9	South Carolina.....	12.8
Kansas.....	5.1	South Dakota.....	4.9
Kentucky.....	7.4	Tennessee.....	8.4
Louisiana.....	8.8	Texas.....	6.1
Maine.....	11.7	Utah.....	7.7
Maryland.....	5.6	Vermont.....	10.3
Massachusetts.....	11.9	Virginia.....	6.5
Michigan.....	15.7	Washington.....	9.8
Minnesota.....	6.8	West Virginia.....	8.4
Mississippi.....	8.2	Wisconsin.....	7.8
Missouri.....	7.7	Wyoming.....	6.0

¹ These are the latest figures that are available on a State basis and are preliminary and subject to adjustment.

DEVELOPMENT OF THE BILL

The Emergency Employment Appropriations Bill was reported to the House of Representatives on March 7, 1975 by the House Committee on Appropriations. The House Committee explained the development of the bill (House Report 94-52) as follows:

* * * The Committee on Appropriations believes that the current economic situation requires unusual and emergency action. In recommending appropriations in the past the Committee has normally waited until a budget request was received from the President and then proceeded.

These critical times, however, require immediate positive action. Thus, the Committee, in cooperation with the leadership of the House, has in the last two weeks mobilized an intense effort to identify existing programs and areas where additional funds would immediately generate additional jobs. * * *

The Senate Committee on Appropriations concurs with these observations by the House Committee. Likewise, there have been extensive consultations and discussions in the Senate, including leadership conferences with the membership and among the Committees, to seek recommendations and courses of action in response to the unemployment problem and current situation.

The bill passed the House of Representatives on March 12, 1975 by a vote of 313 to 113, and was received in the Senate and referred to the Committee on March 13, 1975. The subcommittees of the Committee have held hearings on most of the items recommended in the bill and the full Committee received testimony from the Director of the Office of Management and Budget in opposition to the items in the bill other than the Public Service jobs (temporary employment assistance) and U.S. Railway Association appropriations. The President has submitted a budget estimate and has requested the additional Public Service jobs funding and Railway item.

BILL SUMMARY

The bill as recommended to the Senate provides a grand total of \$6,082,647,000, an increase of \$141,011,000 over the total amount passed by the House. Of this increased amount, \$131,061,000 is new budget authority and \$9,950,000 is appropriations to liquidate contract authority. The changes to the House bill are shown in the last column of the summary table beginning on page 9.

The Committee concurs in the following statements of the House Committee in summarizing the bill, revised to reflect the Committee's changes:

* * * The funds recommended in the bill represent a blend of two approaches to the unemployment problem—funding of programs such as public service jobs in which funds are used directly for the creation of jobs and funding of accelerated Federal construction, building and purchase programs where funds will be used to create jobs indirectly through construction contracts, purchase of automobiles for government use, further development of the Nation's recreational and public land resources, and other similar programs.

THE DIRECT CREATION OF JOBS

The bill provides \$1,625,000,000 in public service jobs; \$500,000,000 in summer jobs for youths; \$36,000,000 in jobs for older Americans; \$119,800,000 in work-study grants for college students; \$70,000,000 in the work incentive program to provide employment, training, and related child care for welfare recipients; and \$15,000,000 in jobs for youths in the Youth Conservation Corps.

These are funds which will be directly used to employ people. These programs should create over 310,000 jobs for adults for one year; 920,000 summer youth jobs; and about 250,000 part-time jobs for students attending college, including those attending college during this summer.

CAUTION ABOUT PUBLIC SERVICE JOBS

In recommending \$1,625,000,000 for public service jobs, the Committee fully funds the amount authorized for this program. The Committee makes this carefully considered recommendation only because of the severity of the unemployment problem, the requirement to have an immediate impact on joblessness, and in combination with the recommendation of other stimulative actions providing productive, tangible and lasting results. The Committee firmly believes that economic stability must be promoted through the private sector and stresses that the provision of such public service jobs should be viewed only as a temporary emergency action taken in response to the current economic crisis. The Committee is aware of the contribution that public service jobs can make to some local agencies of government, but emphasizes its belief that such jobs must eventually be fully funded by state and local governments if they are desired on a longer term or permanent basis.

The Committee is concerned about the potential for waste, mismanagement, and corruption that exist in public service jobs. It is essential that local officials manage this program in such a way as to fully implement the purposes for which it was created and not to use the program to enhance local political objectives or to replace already existing locally funded jobs with federally funded jobs.

JOB CREATION THROUGH GOVERNMENT STIMULATION OF CONSTRUCTION, MANUFACTURING, AND OTHER ECONOMIC ACTIVITIES

The Committee believes that the best way to create employment during an economic crisis is by giving people the opportunity for useful, productive work that will result in the increase of the man-made resources of this nation.

The Committee is recommending funding of \$3,716,847,000 for such projects. These include items such as the acceleration of on-going public works projects, increase of rural water and sewer grants, the improvement and modernization of existing veterans' hospitals, increased maintenance of the national cemeteries, reforestation and timber stand improvement, expansion and upgrading of facilities in national parks,

forests and other federal lands, increased assistance to small businesses, major repairs and renovations of existing federal buildings, and the purchase of automobiles.

It is difficult to estimate precisely how many jobs will be created through such programs. However, some studies show that the numbers would exceed 700,000, and large multiplier effects would also be generated. * * *

BILL HIGHLIGHTS

Highlights of the major features of the Committee's recommendations include the following:

\$1,625,000,000 which should support 310,000 public service jobs.

\$375,000,000 to fully fund the job opportunities program of the Economic Development Administration, thus providing wide-ranging emergency employment assistance in urban and rural areas suffering from high levels of unemployment.

\$163,250,000 for the regular economic development programs of the Economic Development Administration.

\$328,925,000 for the acceleration of ongoing projects under the Bureau of Reclamation and the Corps of Engineers to promptly provide jobs, increase national capital assets and promote conservation of resources across the nation.

\$385,000,000 for the loan programs of the Small Business Administration to increase and protect job opportunities in this essential sector of the economy.

\$74,600,000 for the purchase of 20,712 automobiles and other vehicles by the General Services Administration and other agencies which will not only provide required additions and needed replacements for federal vehicle fleets, but will significantly impact on the industry presently hardest hit by the unemployment crisis.

\$216,255,000 in appropriations and \$85,112,000 for the liquidation of contract authority in the Department of the Interior and the Forest Service for immediate but lasting accomplishments including reforestation and timber stand improvement, fire prevention activities, habitat fencing, erosion control, hatchery improvements, and the construction and improvement of roads and trails and recreation facilities.

\$70,755,000 to make necessary and immediate improvements to facilities of the Veterans Administration, including repair and improvement and energy conservation projects at veterans' hospitals and medical facilities.

\$106,000,000 to accelerate construction of approved watershed and flood prevention operations of the Soil Conservation Service which will immediately create jobs and enhance the nation's land and water resources through long term conservation benefits.

\$440,000,000 for the General Services Administration to undertake immediate construction, repair, alteration and improvement of public buildings in hundreds of locations across the country.

\$150,000,000 for rural water and sewer grants, and an increase of \$300,000,000 in the loan level for this program to stimulate jobs in the construction industry and reduce the backlog of these needed projects which will provide safe drinking water and help prevent pollution of streams, lakes and rivers.

\$502,300,000 for summer youth employment which will generate 920,000 jobs for nine weeks of the summer.

\$15,000,000 for jobs under the Youth Conservation Corps.

\$70,000,000 for the Work Incentives Program to assist welfare recipients obtain employment and which will continue the present programs for which funds are currently being exhausted.

\$36,000,000 for community service employment for unemployed, low-income persons aged 55 or over which together with \$12,000,000 appropriated earlier and not spent should provide jobs.

\$119,800,000 is provided for College Work-Study grants which will provide part-time employment to about 250,000 students in this academic year, during the summer and in academic year 1975-76.

\$700,000,000 to provide Federal financial assistance to railroads for repairing, rehabilitating, and improving rail rights-of-way and facilities, to be available only upon enactment of authorizing legislation.

EFFECTS OF THE BILL

In all, the funds recommended in this bill should generate about 1,000,000 new jobs. The creation of these jobs, over the next 3 to 8 months, will come at a time when they are most needed. The multiplier effects that such job creation will have should also be significant.

This bill reaffirms the Congressional resolve that all healthy Americans should seek work and be able to find it.

The strengths of the American people and the economy are enormous. Through the stimulation of these resources, there is little doubt but that the problems of the economy will be resolved. This bill, and other ongoing and proposed Federal programs, should assist in that stimulation.

NEED FOR PROMPT ACTION BY THE EXECUTIVE BRANCH

The Committee on Appropriations fully intends that the provisions in this bill be promptly carried out by the Executive. Any ceilings which have been established in the Executive Branch by administrative action for employment and outlays should be increased to the extent necessary to fulfill the provisions of this bill.

TABULAR SUMMARY

The table beginning on the following page summarizes the revised budget requests, the amounts in the House passed bill, and the amounts recommended by the Committee, by chapters:

SUMMARY
COMPARATIVE STATEMENT OF NEW BUDGET (OBLIGATIONAL) AUTHORITY RECOMMENDED IN THE BILL

Department or activity	Budget estimates, 1975	House bill	Amount recommended by Senate committee	Increase (+) or decrease (-), Senate bill compared with—	
				Budget estimate	House bill
TITLE I					
CHAPTER I					
DEPARTMENT OF AGRICULTURE					
Farmer's Home Administration:					
Agricultural Credit Insurance Fund:					
Soil Conservation loans (watershed)		(\$35,000,000)	(\$35,000,000)	(+\$35,000,000)	-----
Operating loans		(150,000,000)	(150,000,000)	(+150,000,000)	-----
Rural water and waste disposal grants		150,000,000	150,000,000	+150,000,000	-----
Rural Development Insurance Fund:					
Water and sewer facility loans		(\$90,000,000)	(\$90,000,000)	(+90,000,000)	-----
Salaries and expenses		6,500,000	6,500,000	+6,500,000	-----
Soil Conservation Service:					
Watershed and flood prevention operations		106,000,000	106,000,000	+106,000,000	-----
Resource conservation and development		8,750,000	8,750,000	+8,750,000	-----
Total, Chapter I:		271,250,000	271,250,000	+271,250,000	-----
New budget (obligational) authority		(485,000,000)	(485,000,000)	(+485,000,000)	-----
Direct and insured loan level					-----

SUMMARY—Continued
COMPARATIVE STATEMENT OF NEW BUDGET (OBIGATIONAL) AUTHORITY RECOMMENDED IN THE BILL—Con.

Department or activity	Budget estimates, 1975	House bill	Amount recommended by Senate committee	Increase (+) or decrease (-), Senate bill compared with—	
				Budget estimate	House bill
CHAPTER II					
ENVIRONMENTAL PROTECTION AGENCY					
Abatement and Control.....		\$850,000	\$175,000	+\$175,000	-\$175,000
VETERANS' ADMINISTRATION					
General works programs.....		70,755,000	70,755,000	+70,755,000	
Total, Chapter II: New budget (obligational) authority.....		71,105,000	70,930,000	+70,930,000	-175,000
CHAPTER III					
DEPARTMENT OF THE INTERIOR					
BUREAU OF LAND MANAGEMENT					
Management of lands and resources.....		6,548,000	6,548,000	+6,548,000	
Construction and maintenance.....		5,295,000	5,295,000	+5,295,000	
<i>Public lands development roads and trails (appropriation to liquidate contract authority)</i>		<i>(2,462,000)</i>	<i>(2,462,000)</i>	<i>(+2,462,000)</i>	
Total, Bureau of Land Management.....		11,843,000	11,843,000	(+11,843,000)	
UNITED STATES FISH AND WILDLIFE SERVICE					
Construction and anadromous fish.....		21,496,000	24,647,000	+24,647,000	+3,151,000
NATIONAL PARK SERVICE					
Operation of the national park system.....		5,700,000	5,700,000	+5,700,000	
Planning and construction.....		22,100,000	20,361,000	+20,361,000	+7,261,000

<i>Road construction (appropriation to liquidate contract authority)</i>		<i>(12,700,000)</i>	<i>(14,650,000)</i>	<i>(+14,650,000)</i>	<i>(+1,950,000)</i>
Total, National Park Service.....		27,800,000	35,061,000	+35,061,000	+7,261,000
U.S. GEOLOGICAL SURVEY					
Surveys, investigations, and research.....			1,500,000	+1,500,000	+1,500,000
MINING ENFORCEMENT SAFETY ADMINISTRATION					
Salaries and expenses.....			2,775,000	+2,775,000	+2,775,000
BUREAU OF INDIAN AFFAIRS					
Operation of Indian programs.....		5,000,000	10,000,000	+10,000,000	+5,000,000
Construction.....		7,896,000	7,896,000	+7,896,000	
<i>Road construction (appropriation to liquidate contract authority)</i>		<i>(12,000,000)</i>	<i>(12,000,000)</i>	<i>(+12,000,000)</i>	
Total, Bureau of Indian Affairs.....		12,896,000	17,896,000	+17,896,000	+5,000,000
Total, Department of the Interior.....		74,035,000	93,722,000	+93,722,000	+19,687,000
<i>Appropriation to liquidate contract authority</i>		<i>(27,162,000)</i>	<i>(29,112,000)</i>	<i>(+29,112,000)</i>	<i>(+1,950,000)</i>
RELATED AGENCIES					
DEPARTMENT OF AGRICULTURE					
FOREST SERVICE					
Forest protection and utilization:					
Forest land management.....		56,080,000	56,580,000	+56,580,000	+500,000
Forest research.....			1,500,000	+1,500,000	+1,500,000
State and private forestry cooperation.....		1,000,000	1,000,000	+1,000,000	
Total, forest protection and utilization.....		57,080,000	59,080,000	+59,080,000	+2,000,000
Construction and land acquisition.....		18,000,000	21,000,000	+21,000,000	+3,000,000
Youth conservation corps.....		10,000,000	15,000,000	+15,000,000	+5,000,000
<i>Forest roads and trails (appropriation to liquidate contract authority)</i>		<i>(66,000,000)</i>	<i>(66,000,000)</i>	<i>(+66,000,000)</i>	
Total, Forest Service.....		85,080,000	95,080,000	+95,080,000	+10,000,000

SUMMARY—Continued
COMPARATIVE STATEMENT OF NEW BUDGET (OBLIGATIONAL) AUTHORITY RECOMMENDED IN THE BILL—Con.

Department or activity	Budget estimates, 1975	House bill	Amount recommended by Senate committee	Increase (+) or decrease (-), Senate bill compared with—	
				Budget estimate	House bill
RELATED AGENCIES—Continued					
DEPARTMENT OF AGRICULTURE—Continued					
HEALTH SERVICES ADMINISTRATION					
Indian health facilities.....		\$12,574,000	\$22,453,000	+\$22,453,000	+\$9,879,000
NATIONAL FOUNDATION ON THE AGES AND THE HUMANITIES					
Salaries and expenses.....			5,000,000	+5,000,000	+5,000,000
Total, Related Agencies.....		97,654,000	122,533,000	+122,533,000	+24,879,000
<i>Appropriation to liquidate contract authority</i>					
Total, Chapter III:.....		(86,000,000)	(66,000,000)	(+50,000,000)	
CHAPTER IV					
DEPARTMENT OF LABOR					
MANPOWER ADMINISTRATION					
Comprehensive manpower assistance.....		412,700,000	502,300,000	+502,300,000	+89,600,000
Community service employment for older Americans.....		24,000,000	36,000,000	+36,000,000	+12,000,000
Temporary employment assistance.....	\$2,087,700,000	1,625,000,000	1,625,000,000	-412,700,000	
Total, Department of Labor.....	2,087,700,000	2,061,700,000	2,163,300,000	+125,600,000	+101,600,000
DEPARTMENT OF HEALTH, EDUCATION, AND WELFARE					
OFFICE OF EDUCATION					
Higher education.....		119,800,000	119,800,000	+119,800,000	

SOCIAL AND REHABILITATION SERVICE					
Work incentives.....		70,000,000	70,000,000	+70,000,000	
Total, Department of Health, Education, and Welfare.....		189,800,000	189,800,000	+189,800,000	
RELATED AGENCIES					
Community Services Program.....			39,000,000	+39,000,000	+39,000,000
Total, Related Agencies.....			39,000,000	+39,000,000	+39,000,000
Total Chapter IV: New budget (obligational) authority.....	2,037,700,000	2,281,500,000	2,392,100,000	+354,400,000	+140,600,000
CHAPTER V					
DEPARTMENT OF DEFENSE—CIVIL					
DEPARTMENT OF THE ARMY					
CORPS OF ENGINEERS—CIVIL					
Construction, General.....		58,055,000	226,350,000	+226,350,000	+168,295,000
Flood control, Mississippi River and tributaries.....			25,000,000	+25,000,000	+25,000,000
Operation and maintenance, general.....		48,000,000	22,405,000	+22,405,000	-25,595,000
Total, Corps of Engineers, Civil.....		106,055,000	273,755,000	+273,755,000	+167,700,000
DEPARTMENT OF THE INTERIOR					
BUREAU OF RECLAMATION					
General Investigations.....			3,500,000	+3,500,000	+3,500,000
Construction and Rehabilitation.....		9,600,000	42,920,000	+42,920,000	+33,320,000
Upper Colorado River Storage Project.....			2,450,000	+2,450,000	+2,450,000
Colorado River Basin Project.....			2,400,000	+2,400,000	+2,400,000
<i>Appropriation to liquidate contract authority</i>					
Operation and Maintenance.....		2,300,000	2,300,000	+2,300,000	(+8,000,000)
Loan Program.....			1,600,000	+1,600,000	+1,600,000
Total, Bureau of Reclamation.....		11,900,000	55,170,000	+55,170,000	+43,270,000
Total, Chapter V:.....		117,955,000	328,925,000	+328,925,000	+210,970,000
<i>New budget (obligation) authority</i>					
<i>Appropriation to liquidate contract authority</i>					
			(8,000,000)	(+8,000,000)	(+8,000,000)

SUMMARY—Continued
COMPARATIVE STATEMENT OF NEW BUDGET (OBLIGATIONAL) AUTHORITY RECOMMENDED IN THE BILL—Con.

Department or activity	Budget estimates, 1975	House bill	Amount recommended by Senate committee	Increase (+) or decrease (-), Senate bill compared with—	
				Budget estimate	House bill
CHAPTER VI					
DEPARTMENT OF COMMERCE					
ECONOMIC DEVELOPMENT ADMINISTRATION					
Job Opportunities Program.....		\$375,000,000	\$375,000,000	+375,000,000	+375,000,000
Economic Development Assistance Programs.....			168,260,000	+168,260,000	+168,260,000
Administration of Economic Development Assistance Programs.....			3,500,000	+3,500,000	+3,500,000
REGIONAL ACTION PLANNING COMMISSIONS					
Regional Development Programs.....			42,000,000	+42,000,000	+42,000,000
Total, Department of Commerce.....		375,000,000	585,760,000	+585,760,000	+208,760,000
RELATED AGENCIES					
SMALL BUSINESS ADMINISTRATION					
Business Loan and Investment Fund.....			210,000,000	+210,000,000	
Disaster Loan Fund.....			175,000,000	+175,000,000	
Total, Small Business Administration.....			385,000,000	+385,000,000	
Total, Chapter VI: New budget (obligational) authority.....		780,000,000	968,760,000	+968,760,000	+208,760,000
CHAPTER VII					
DEPARTMENT OF THE TREASURY					
Office of the Secretary.....		2,000,000	2,000,000	+2,000,000	
Federal Law Enforcement Training Center, Salaries and expenses.....		3,500,000	250,000	+250,000	-3,250,000
Bureau of Alcohol, Tobacco, & Firearms.....		6,500,000	6,500,000	+6,500,000	
U.S. Customs Service.....		52,900,000	24,300,000	+24,300,000	-28,600,000

Construction, Border Stations.....		3,175,000	3,175,000	+3,175,000	
Internal Revenue Service:					
Accounts Collection and Taxpayer Service.....		5,000,000	5,000,000	+5,000,000	
Compliance.....		400,000	400,000	+400,000	
U.S. Secret Service.....		6,500,000	3,600,000	+3,600,000	-2,900,000
Total, Treasury Department.....		79,975,000	45,225,000	+45,225,000	-34,750,000
U.S. Postal Service					
Payment to the Postal Service Fund.....		900,000,000			-900,000,000
INDEPENDENT AGENCIES					
GENERAL SERVICES ADMINISTRATION					
Federal Buildings Fund:					
Construction.....		25,000,000	25,000,000	+25,000,000	
Alterations and major repairs.....		340,000,000	340,000,000	+340,000,000	
Real property operations.....		100,000,000	75,000,000	+75,000,000	-25,000,000
Total, Federal Buildings Fund.....		465,000,000	440,000,000	+440,000,000	-25,000,000
General Supply Fund.....		280,000,000	66,100,000	+66,100,000	-213,900,000
Total, General Services Administration.....		745,000,000	506,100,000	+506,100,000	-238,900,000
Total, Chapter VII: New budget (obligational) authority.....		1,724,975,000	551,325,000	+551,325,000	-1,173,650,000
CHAPTER VIII					
DEPARTMENT OF TRANSPORTATION					
Federal Railroad Administration.....			700,000,000	+700,000,000	+700,000,000
RELATED AGENCY					
U.S. Railway Association.....	\$5,000,000	5,000,000	5,000,000		
Total, Chapter VIII: New budget (obligational) authority.....	\$5,000,000	5,000,000	705,000,000	+705,000,000	+700,000,000
Grand Total:	\$2,042,700,000	5,373,475,000	5,504,555,000	+3,461,835,000	+131,061,000
New budget (obligational) authority.....		(485,000,000)	(485,000,000)	(+485,000,000)	
Direct and insured loan level.....		(85,168,000)	(85,112,000)	(+93,112,000)	(-9,960,000)
Appropriations to liquidate contract authority.....					

TITLE I
CHAPTER 1
DEPARTMENT OF AGRICULTURE

FARMERS HOME ADMINISTRATION

AGRICULTURAL CREDIT INSURANCE FUND

The Committee concurs in the action of the House in providing an additional \$150,000,000 for farm operating loans from this fund. It is obvious that these funds are needed and needed badly at this time. Representatives of the Agency testified that a supplemental budget estimate had been prepared by the Department and is still pending in the Office of Management and Budget. There is no indication at this time when or if that budget estimate will be cleared by OMB. The Committee recommends therefore, that this additional lending authority be provided in this bill.

RURAL WATER AND WASTE DISPOSAL GRANTS

The Committee concurs with the action of the House in recommending an additional \$150,000,000 for the Water and Sewer grant program. The Administrator testified that the Agency had on hand 1,143 grant applications, totaling \$291 million. While it is clear that all of this amount would not be obligated prior to the expiration of this fiscal year, the availability of these funds in this bill should serve to expedite this program and accelerate this badly needed construction throughout the country.

RURAL DEVELOPMENT INSURANCE FUND

The Committee concurs with the action of the House and recommends that an additional \$300,000,000 be made available for water and sewer facility loans from this fund. At the time of Committee hearings the Agency had 2,265 loan applications on hand, for a total of \$1.2 billion. This recommended increase of loan authority is supportive of the recommended increase in the grant program described above. With the combination of these two increases, water and sewer development, which is so desperately needed in rural America, will be greatly enhanced.

(17)

SALARIES AND EXPENSES

The Committee concurs with the action of the House and recommends an additional \$6,500,000 for salaries and expenses for the Farmers Home Administration. With the additional loan authority and grant funds recommended herein, the Agency will need additional personnel to process and administer these programs at the accelerated level.

SOIL CONSERVATION SERVICE

RESOURCE CONSERVATION AND DEVELOPMENT

For Resource Conservation and Development, the Committee concurs with the action of the House and recommends that an additional \$8,750,000 be appropriated. This program represents a major effort of the Department in the field of resource development and conservation.

WATERSHED AND FLOOD PREVENTION

The Committee concurs with the House and recommends that an additional \$106,000,000 be appropriated for the Watershed and Flood Prevention program. The Committee also concurs with the House and recommends an additional \$35,000,000 in lending authority under the Agricultural Credit Insurance Fund of the Farmers Home Administration to support this activity. The Agency documented that these funds could be utilized to reduce the backlog they have in this program. These funds would not only serve the cause of conservation and flood prevention, but would be a source of immediate and productive employment.

SOIL CONSERVATION LOANS

The Committee concurs in the action of the House and recommends that an additional \$35,000,000 in loan funds to implement the watershed and flood prevention operations be made available. In view of the increase recommended for that program, additional loan funds will be required to insure an effective and balanced program.

PERSONNEL CEILINGS

As indicated in the House report, in addition to the increased appropriations and loan authority recommended herein, it will be necessary that additional personnel be made available to administer and manage these programs at the accelerated level provided herein. The Committee expects the Administration to take whatever action is necessary to insure that adequate personnel are made available, consistent with the increases in appropriations and lending authority.

CHAPTER I
COMPARATIVE STATEMENT OF NEW BUDGET (OBLIGATIONAL) AUTHORITY RECOMMENDED IN THE BILL

Department or activity	Budget estimates, 1975	House bill	Amount recommended by Senate committee	Increase (+) or decrease (-), Senate bill compared with—	
				Budget estimate	House bill
CHAPTER I					
DEPARTMENT OF AGRICULTURE					
Farmer's Home Administration:					
Agricultural Credit Insurance Fund:					
Soil Conservation loans (watershed).....		(\$35,000,000)	(\$35,000,000)	(+\$35,000,000)	
Operating loans.....		(150,000,000)	(150,000,000)	(+150,000,000)	
Rural water and waste disposal grants.....		150,000,000	150,000,000	+150,000,000	
Rural Development Insurance Fund:					
Water and sewer facility loans.....		(300,000,000)	(300,000,000)	(+300,000,000)	
Salaries and expenses.....		6,500,000	6,500,000	+6,500,000	
Soil Conservation Service:					
Watershed and flood prevention operations.....		106,000,000	106,000,000	+106,000,000	
Resource conservation and development.....		8,750,000	8,750,000	+8,750,000	
Total, Chapter I:		271,250,000	271,250,000	+271,250,000	
New budget (obligational) authority.....		(485,000,000)	(485,000,000)	(+485,000,000)	
Direct and insured loan level.....					

CHAPTER II

DEPARTMENT OF HOUSING AND URBAN DEVELOPMENT

ENVIRONMENTAL PROTECTION AGENCY

The Committee recommends an appropriation of \$175,000 to fund an additional 100 positions for the implementation of the waste treatment grant program. This is a reduction of \$175,000 and 100 positions below the House-approved amount.

Although the Committee recognizes the importance of additional staffing to expedite the distribution of \$5 billion in waste treatment grants recently released by a Supreme Court decision the Committee notes that 100 positions provided by the last Congress for this purpose have been held back by the Office of Management and Budget. Consequently the Committee directs OMB to release these positions, thus providing an additional 200 man years to administer the waste treatment program without the need for appropriating the full \$350,000;

VETERANS ADMINISTRATION

GENERAL WORK PROGRAMS

For improvements to upgrade Veterans Administration facilities the Committee recommends an appropriation of \$70,755,000, the same as the House allowance. These funds will be available through September 30, 1976, for short term job-creating projects for 4,642 unemployed.

This funding will permit the expenditure of \$40,000,000 on non-recurring maintenance and repairs at VA hospitals and medical facilities. Approximately 780 projects will be undertaken ranging in cost from \$6,000 for upgrading an animal research unit to \$1,502,620 for replacing a steam distribution system. In addition \$20,000,000 will be used to fund recurring maintenance and repair work at 170 VA hospitals and 18 domiciliaries. Another \$5,000,000 will permit the VA to demolish approximately 95 structures at a cost of from \$900 to \$700,000. A further \$5,200,000 will permit the employment of 552 temporary Civil Service employees at 82 of 103 National Cemeteries for a period of 8 months to perform cemetery maintenance chores for which funds and personnel have not heretofore been provided. Finally, \$555,000 will be spent on four National Cemetery construction projects.

The Committee recognizes that some of the projects contemplated may be eliminated as higher priority needs are identified. The Committee expects that these projects will provide substantial employment in those areas of the country most in need of job creating dollars and that the projects will, at the same time, be of a high priority in serving the needs of the VA hospital and cemetery systems.

CHAPTER II
COMPARATIVE STATEMENT OF NEW BUDGET (OBLIGATIONAL) AUTHORITY RECOMMENDED IN THE BILL

Department or activity	Budget estimates, 1975	Recommended in the House bill	Amount recommended by Senate committee	Increase (+) or decrease (-) compared with—	
				Budget estimate	House bill
CHAPTER II					
ENVIRONMENTAL PROTECTION AGENCY					
Abatement and Control.....	-----	\$350, 000	\$175, 000	+ \$175, 000	-\$175, 000
VETERANS ADMINISTRATION					
General works programs.....	-----	70, 755, 000	70, 755, 000	+70, 755, 000	-----
Total Chapter II:					
New Budget Authority.....	-----	71, 105, 000	70, 930, 000	70, 930, 000	-175, 000

CHAPTER III

DEPARTMENT OF THE INTERIOR AND RELATED AGENCIES

A total program of \$329,410,000 in obligations is recommended for six Interior Department agencies, the Forest Service, the Indian Health Service, and the National Foundation on the Arts and Humanities to accelerate needed programs. These are operating and construction programs for managing and conserving the nation's natural and cultural resources and for improving the health and welfare of its Indian and Alaska Native citizens. The total recommendation consists of \$216,255,000 in new budget authority and \$113,155,000 in contract obligations for road construction which require an appropriation of \$85,112,000 in liquidation cash. This is an increase of \$44,566,000 in the new budget authority approved by the House and \$1,950,000 over the House amount for road contract liquidations.

These programs will provide thousands of jobs across the nation for the balance of the current fiscal year and well into fiscal 1976, and the Committee made every effort to concentrate these employment opportunities where the jobless rates are most severe.

The Committee has concurred in the criteria recommended by the House in putting together the supplemental employment program in this chapter. Most importantly, these funds are to be directed toward areas of high unemployment wherever possible. The emphasis should be on hiring those who have lost their normal employment as a result of the current economic recession. Private employment through contract should be favored over direct federal hiring, and the programs funded in this chapter should not create expanded permanent federal employment nor commit the government to increases in ongoing programs. Efforts should be directed at needed, useful and lasting accomplishments—programs for the most part that have been deferred because of past fiscal constraints. Finally, these programs should be the kind that can be operating or under contract within 30 to 60 days. They are to be directed at existing unemployment, not at the jobless situation that may or may not exist six months or a year ahead.

Where needed, the Committee has recommended language that extends the availability of funds four months beyond the end of the fiscal year. This will permit the orderly and effective obligation of these appropriations.

The Committee's recommendations are detailed by agency and account as follows:

DEPARTMENT OF THE INTERIOR

BUREAU OF LAND MANAGEMENT

MANAGEMENT OF LANDS AND RESOURCES

Appropriation, 1975.....	\$153, 496, 000
Supplemental estimate, 1975.....	None
House allowance.....	6, 548, 000
Committee recommendation.....	6, 548, 000

The Committee recommends an appropriation of \$6,548,000, the same as the House allowance, to accelerate programs of range and timber management, watershed protection and wildlife habitat improvements. These useful programs and the construction amounts that follow should provide an estimated 2,000 jobs. The Committee further recommends that the emphasis on range improvement be expanded wherever possible within this program to offset deteriorating conditions documented in the Bureau's recent report on range management.

CONSTRUCTION AND MAINTENANCE

Appropriation, 1975.....	\$6, 725, 000
Supplemental estimate, 1975.....	None
House allowance.....	5, 295, 000
Committee recommendation.....	5, 295, 000

The Committee recommends an appropriation of \$5,295,000, the same as the House allowance, for construction and rehabilitation of facilities and structures essential to proper management of the public use of the national resource lands under the Bureau's jurisdiction.

PUBLIC LANDS DEVELOPMENT ROADS AND TRAILS

(Appropriation to liquidate contract authority)

Appropriation, 1975.....	\$4, 070, 000
Supplemental estimate, 1975.....	None
House allowance.....	2, 462, 000
Committee recommendation.....	2, 462, 000

The Committee recommends an appropriation of \$2,462,000, the same as the House allowance, to liquidate contract authority available under the Federal-Aid Highway Act. This will finance more than 50 miles of trails and 70 miles of roads.

FISH AND WILDLIFE SERVICE

CONSTRUCTION AND ANADROMOUS FISH

Appropriation, 1975.....	\$14, 047, 000
Supplemental estimate, 1975.....	None
House allowance.....	21, 496, 000
Committee recommendation.....	24, 647, 000

The Committee recommends an appropriation of \$24,647,000 to fund construction and improvements at hatcheries, wildlife refuges, wetland production areas and research stations in nearly every state of the union. The increase of \$3,151,000 over the House allowance is based on additional estimates provided at the Committee's request to benefit areas whose unemployment rates have recently exceeded 6½ percent.

In addition to the approximate 3,000 jobs provided under the House allowance, the increase will fund 28 more projects and 227 jobs in a total of 43 states.

NATIONAL PARK SERVICE

OPERATION OF THE NATIONAL PARK SYSTEM

Appropriation, 1975.....	\$209, 325, 000
Supplemental estimate, 1975.....	None
House allowance.....	5, 700, 000
Committee recommendation.....	5, 700, 000

The Committee recommends an appropriation of \$5,700,000, the same as the House allowance. Funds recommended in this account and the following two construction accounts will provide more than 30,000 man-months of employment in 41 states and two possessions and enable the Park Service to begin catching up with an alarming backlog of management, maintenance and improvements that has been undermining the standards of the National Park System.

PLANNING AND CONSTRUCTION

Appropriation, 1975.....	\$58, 112, 000
Supplemental estimate, 1975.....	None
House allowance.....	22, 100, 000
Committee recommendation.....	29, 361, 000

The Committee recommends an appropriation of \$29,361,000, an increase of \$7,261,000 over the House allowance. The increases in this account and the following road construction account are based on additional estimates provided at the Committee's request. The Committee selected those projects with the highest priorities that are tied most closely to areas of high unemployment. Together, the increases will finance an additional 5,800 man-months of employment and extend program benefits to an additional seven states.

ROAD CONSTRUCTION

(Appropriation to liquidate contract authority)

Appropriation, 1975.....	\$26, 026, 000
Supplemental estimate, 1975.....	None
House allowance.....	12, 700, 000
Committee recommendation.....	14, 650, 000

The Committee recommends an appropriation of \$14,650,000, which is \$1,950,000 over the House allowance, to liquidate contract authority provided under the Federal-Aid Highway Act. This appropriation will fund a total obligational program of \$18,693,000 for roads and trails. The Committee's recommendation includes liquidating cash for \$2,125,000 in obligations for planning and construction on Section 3-C of the Natchez Trace Parkway, Mississippi.

GEOLOGICAL SURVEY

SURVEYS, INVESTIGATIONS, AND RESEARCH

Appropriation, 1975.....	\$249, 300, 000
Supplemental estimate, 1975.....	None
House allowance.....	None
Committee recommendation.....	1, 500, 000

The Committee recommends an appropriation of \$1,500,000 for upgrading water resources data collection facilities. This funding will generate an estimated 200 jobs, and the Committee directs that they be utilized in areas of high unemployment.

MINING ENFORCEMENT AND SAFETY ADMINISTRATION

SALARIES AND EXPENSES

Appropriation, 1975.....	\$67, 913, 000
Supplemental estimate, 1975.....	None
House allowance.....	None
Committee recommendation.....	2, 775, 000

The Committee recommends an appropriation of \$2,775,000 for construction of needed facilities in three states. The projects in Morgantown, Beckley, Princeton, and Pineville, West Virginia; McAlester, Oklahoma; and Vincennes, Indiana, are located in areas of high unemployment and should provide 107 man-years of labor in addition to related employment. The facilities are to meet existing requirements for badly needed space.

BUREAU OF INDIAN AFFAIRS

OPERATION OF INDIAN PROGRAMS

Appropriation, 1975.....	\$469, 814, 000
Supplemental estimate, 1975.....	None
House allowance.....	5, 000, 000
Committee recommendation.....	10, 000, 000

The Committee recommends an appropriation of \$10,000,000, an increase of \$5,000,000 over the House allowance, for rehabilitation of buildings and facilities under the Bureau's jurisdiction, as provided by the House, and for Indian housing. The funds will generate about 1,200 jobs. It is estimated the \$5,000,000 allotted for housing will provide 250 new homes and rehabilitate 2,000 others. The Committee directs that these housing funds be distributed in an equitable manner to as many needy areas as possible. A report on these allocations by state and tribal area will be expected as soon as available.

Indians and Alaska Natives suffer some of the most severe unemployment problems in this nation. The Committee's recommendations here and in the following construction accounts are expressly to provide more employment opportunities, as well as needed facilities, and not to expand the Bureau's continuing programs and personnel.

CONSTRUCTION

Appropriation, 1975.....	\$61, 804, 000
Supplemental estimate, 1975.....	None
House allowance.....	7, 896, 000
Committee recommendation.....	7, 896, 000

The Committee recommends an appropriation of \$7,896,000, the same as the House allowance, to provide an estimated 700 jobs. Projects include repairs and improvements to reservation facilities and acceleration of irrigation works. The Committee directs that non-federal labor be used as much as possible to perform this work.

ROAD CONSTRUCTION

(Appropriation to liquidate contract authority)

Appropriation, 1975.....	\$59, 500, 000
Supplemental estimate, 1975.....	None
House allowance.....	12, 000, 000
Committee recommendation.....	12, 000, 000

The Committee recommends an appropriation of \$12,000,000, the same as the House allowance, to liquidate contract authority available under the Federal-Aid Highway Act. An estimated 2,000 jobs will be provided on the road projects financed by this recommendation. Reservation labor should be used to the maximum extent possible.

RELATED AGENCIES

DEPARTMENT OF AGRICULTURE

FOREST SERVICE

FOREST PROTECTION AND UTILIZATION

Appropriation, 1975.....	\$306, 119, 000
Supplemental estimate, 1975.....	None
House allowance.....	57, 080, 000
Committee recommendation.....	59, 080, 000

The Committee recommends an appropriation of \$59,080,000, which is \$2,000,000 over the House allowance. These funds will accelerate essential programs in timber management, research, fish and wildlife habitat and range improvement, insect and disease control, minerals management, and state tree planting and nurseries. More than 5,000 jobs are estimated throughout 10 forest regions across the nation. The increase over the House amount includes \$1,500,000 in Forest Research activities and \$500,000 for fish and wildlife habitat work that will not create permanent expansion of ongoing programs. The Committee directs that the additional research funds be utilized for needed field work that does not increase ongoing programs, including \$500,000 for tussock moth research in Oregon.

Included in the Committee's recommendation is \$130,000 for timber sales administration and related logging roads in the Big Horn National Forest, Wyoming, to counter rising lumber industry unemployment in Sheridan County.

The Committee's recommendations are tabulated below:

Forest land management:	
Forest protection and management.....	\$50, 580, 000
Forest insect and disease control.....	6, 000, 000
Forest research.....	1, 500, 000
State and private forestry cooperation.....	1, 000, 000
Total.....	59, 080, 000

CONSTRUCTION AND LAND ACQUISITION

Appropriation, 1975.....	\$30, 908, 000
Supplemental estimate, 1975.....	None
House allowance.....	18, 000, 000
Committee recommendation.....	21, 000, 000

The Committee recommends an appropriation of \$21,000,000, an increase of \$3,000,000 over the House allowance, for construction of recreation, research, fire control, administration and other facilities. This work is expected to provide about 1,200 jobs while upgrading deteriorated public facilities. The Committee's recommendation is distributed as follows:

Forest land management construction:	
Recreation-public use areas.....	\$15,000,000
Fire, administration and general purpose.....	3,000,000
Research construction:	
Site improvement and minor construction.....	3,000,000
Total.....	21,000,000

FOREST ROADS AND TRAILS

(Appropriation to liquidate contract authority)

Appropriation, 1975.....	\$120,864,000
Supplemental estimate, 1975.....	None
House allowance.....	56,000,000
Committee recommendation.....	56,000,000

The Committee recommends an appropriation of \$56,000,000 to liquidate contract authority available under the Federal-Aid Highway Act. This is the same amount approved by the House and is expected to finance about 7,500 jobs under a total obligational program of \$80,000,000. The program covers timber and supplementary roads, bridges, trails and maintenance.

YOUTH CONSERVATION CORPS

Appropriation, 1975.....	\$10,240,000
Supplemental estimate, 1975.....	None
House allowance.....	10,000,000
Committee recommendation.....	15,000,000

The Committee recommends an appropriation of \$15,000,000, an increase of \$5,000,000 over the House allowance. This funding will employ some 12,000 additional enrollees in the coming summer season, and bring the total program funding to more than \$25,000,000. The YCC program is designed to offer constructive work in resource management programs for youth between the ages of 15 and 18. This program is shared equally by the Forest Service and the Department of the Interior.

DEPARTMENT OF HEALTH, EDUCATION, AND WELFARE

HEALTH SERVICES ADMINISTRATION

INDIAN HEALTH FACILITIES

Appropriation, 1975.....	\$57,431,000
Supplemental estimate, 1975.....	None
House allowance.....	12,574,000
Committee recommendation.....	22,453,000

The Committee recommends an appropriation of \$22,453,000, an increase of \$9,879,000 over the House allowance. The increase is taken from \$19,478,700 in additional estimates provided at the Committee's request. In all, the recommended construction programs in 19 states should create more than 1,700 jobs, or 14,700 man-months of employment, while providing needed health, water and sanitation facilities on Indian reservations where unemployment is most severe. Included in the recommended increase is \$724,000 for staff housing, Lama Deer health clinic, Montana.

The Committee was concerned over the unequal distribution of construction funding contained in the original estimates. This resulted from the failure of some Indian Health Service regions to submit data in time for consideration in initial estimates. The Committee directs that the revised allocations provided at its request—which were based on program needs and employment patterns—be followed in the execution of this program.

NATIONAL FOUNDATION ON THE ARTS AND THE HUMANITIES

SALARIES AND EXPENSES

Appropriation, 1975.....	\$145,000,000
Supplemental estimate, 1975.....	None
House allowance.....	None
Committee recommendation.....	5,000,000

The Committee recommends an appropriation of \$5,000,000 to provide employment opportunities in cultural projects. Of the total, \$3,000,000 to the National Endowment for the Arts will finance museum renovation work in six cities. This appropriation will generate more than \$9,000,000 in private support and provide 370 jobs. The \$2,000,000 to the National Endowment for the Humanities will support additional employment in museums, libraries and other non-profit cultural institutions. The funding is expected to provide 234 jobs in badly needed service and clerical work.

COMPLIANCE WITH PARAGRAPH 8, RULE XVI, STANDING RULES OF THE SENATE

The following amendments recommended by the Committee, not made to carry out the provisions of existing law, are brought to the attention of the Senate in accordance with Rule XVI:

Under "Bureau of Land Management: Management of Lands and Resources" on page —, line —

, to remain available until October 31, 1975.

Under "National Park Service: Operation of the National Park System" on page 4, line 10.

, to remain available until October 31, 1975.

Under "National Park Service: Planning and Construction" on page 5, line 4.

: Provided, that \$2,300,000 shall be available to assist in constructing a sewage system and treatment plant in cooperation with the towns of Harpers Ferry and Bolivar, West Virginia, to serve such towns and the Harpers Ferry National Historical Park.

Under "Geological Survey: Surveys, Investigations, and Research" on page 5, line 22.

, to remain available until October 31, 1975.

Under "Mining Enforcement and Safety Administration: Salaries and Expenses" on page 6, line 4.

: Provided That these funds shall remain available until expended for the construction of facilities.

Under "Bureau of Indian Affairs: Operation of Indian Programs" on page 6, line 9.

, to remain available until October 31, 1975.

Under "Forest Service: Forest Protection and Utilization" on page 6, line 24.

, to remain available until October 31, 1975.

Under "National Foundation on the Arts and the Humanities: Salaries and Expenses" on page 8, line 5.

, to remain available until October 31, 1975.

Department or activity	Budget estimates	House allowance	Senate recommendation	Increase (+) or decrease (-) Senate bill compared with—	
				Budget estimate	House bill
CHAPTER III					
DEPARTMENT OF THE INTERIOR					
BUREAU OF LAND MANAGEMENT					
Management of lands and resources		\$6,548,000	\$6,548,000	+\$6,548,000	
Construction and maintenance		5,295,000	5,295,000	+5,295,000	
Public lands development roads and trails (appropriation to liquidate contract authority)		(2,462,000)	(2,462,000)	(+2,462,000)	
Total, Bureau of Land Management		11,843,000	11,843,000	+11,843,000	
U.S. FISH AND WILDLIFE SERVICE					
Construction and anadromous fish		21,496,000	24,647,000	+24,647,000	+\$3,151,000
NATIONAL PARK SERVICE					
Operation of the national park system		5,700,000	5,700,000	+5,700,000	
Planning and construction		22,100,000	29,361,000	+29,361,000	+7,261,000
Road construction (appropriation to liquidate contract authority)		(12,700,000)	(14,650,000)	(+14,650,000)	(+1,950,000)
Total, National Park Service		27,800,000	35,061,000	+35,061,000	+7,261,000
U.S. GEOLOGICAL SURVEY					
Surveys, investigations, and research			1,500,000	+1,500,000	+1,500,000
MINING ENFORCEMENT AND SAFETY ADMINISTRATION					
Salaries and expenses			2,775,000	+2,775,000	+2,775,000

Department or activity	Budget estimates	House allowance	Senate recommendation	Increase (+) or decrease (-) Senate bill compared with—	
				Budget estimate	House bill
CHAPTER III—Continued					
DEPARTMENT OF THE INTERIOR—Continued					
BUREAU OF INDIAN AND AFFAIRS					
Operation of Indian programs.....		\$5,000,000	\$10,000,000	+\$10,000,000	+\$5,000,000
Construction.....		7,896,000	7,896,000	+7,896,000	
Road construction (appropriation to liquidate contract authority).....		(12,000,000)	(12,000,000)	(+12,000,000)	
Total, Bureau of Indian Affairs.....		12,896,000	17,896,000	+17,896,000	+5,000,000
Total, Department of the Interior.....		74,035,000	93,722,000	+93,722,000	+19,687,000
Appropriation to liquidate contract authority.....		(27,162,000)	(29,112,000)	(+29,112,000)	(+1,950,000)
RELATED AGENCIES					
DEPARTMENT OF AGRICULTURE					
FOREST SERVICE					
Forest protection and utilization:					
Forest land management.....		56,080,000	56,580,000	+56,580,000	+500,000
Forest research.....			1,500,000	+1,500,000	+1,500,000

State and private forestry cooperation.....		1,000,000	1,000,000	+1,000,000	
Total, forest protection and utilization.....		57,080,000	59,080,000	+59,080,000	+2,000,000
Construction and land acquisition.....		18,000,000	21,000,000	+21,000,000	+3,000,000
Youth conservation corps.....		10,000,000	15,000,000	+15,000,000	+5,000,000
Forest roads and trails (appropriation to liquidate contract authority).....		(56,000,000)	(56,000,000)	(+56,000,000)	(-----)
Total, Forest Service.....		85,080,000	95,080,000	+95,080,000	+10,000,000
HEALTH SERVICES ADMINISTRATION					
Indian health facilities.....		12,574,000	22,453,000	+22,453,000	+9,879,000
NATIONAL FOUNDATION ON THE ARTS AND THE HUMANITIES					
Salaries and expenses.....			5,000,000	+5,000,000	+5,000,000
Total, Related Agencies.....		97,654,000	122,533,000	+122,533,000	+24,879,000
Appropriation to liquidate contract authority.....		(56,000,000)	(56,000,000)	(+56,000,000)	
Total, chapter III: New budget (obligational) authority Appropriation to liquidate contract authority.....		171,689,000	216,255,000	+216,255,000	+44,566,000
		(83,162,000)	(85,112,000)	(+85,112,000)	(+1,950,000)



CHAPTER IV
DEPARTMENT OF LABOR
MANPOWER ADMINISTRATION

COMPREHENSIVE MANPOWER ASSISTANCE

1975 presently available.....	
1975 proposed supplemental.....	\$412, 700, 000
House allowance.....	412, 700, 000
Committee recommendation.....	502, 300, 000

¹ Requested under the "Temporary employment assistance" account.

The Committee recommends a supplemental appropriation for the Summer Youth Employment and Transportation programs of \$502,300,000, an increase of \$89,600,000 over the House allowance and the budget request. This appropriation would provide: \$500,000,000 and approximately 920,000 job opportunities for needy youth during the summer of 1975, an increase of \$87,300,000 and 160,000 job opportunities over last year's program; and \$2,300,000 for a Summer Youth Transportation program.

The Summer Youth Employment program is authorized under the Comprehensive Employment and Training Act of 1973. In fiscal year 1974, \$380,000,000 and 760,000 job opportunities were provided for this program. In fiscal year 1975, no funds were earmarked for summer youth jobs, although the State and local prime sponsors could utilize a portion of their general grants to fund this program. It is expected that the prime sponsors will use some of their funds for this program. However, with the continued high rate of unemployment it is not anticipated that the amount will be significant in terms of total need. The Department is expected to distribute funds for the Summer Youth Employment program according to the formula under Title I of the Comprehensive Employment and Training Act, adjusted to insure that no area receives less enrollment opportunities from this source than were provided for the summer of 1974. The Department shall not require prime sponsors to provide matching funds for any part of these supplemental Summer Youth Employment funds. This appropriation will provide for 9 weeks of summer employment with an average of 26 hours per week at the minimum wage of \$2.10 per hour.

The Committee recommendation of \$2,300,000 for a Summer Youth Transportation program would provide transportation to recreation and job locations for youth involved in the Summer Youth Employment and Recreation programs. The level of funding provided for the transportation program last summer was \$1,700,000. The funding increase results from rising transportation costs and increased participants in the Summer Youth Recreation Program. The Summer Youth Transportation program is authorized under Section 304(a)(3) of the Comprehensive Employment and Training Act of 1973.

COMMUNITY SERVICE EMPLOYMENT FOR OLDER AMERICANS

1975 presently available.....	\$12,000,000
1975 proposed supplemental.....	
House allowance.....	24,000,000
Committee recommendation.....	36,000,000

The Committee recommends a supplemental appropriation in the amount of \$36,000,000, an increase of \$12,000,000 over the House allowance. No budget request was submitted for this program.

The Committee certainly recognizes that the elderly are among the hardest hit by the country's current economic problems. They are the first fired and the last hired, and those who are not 65 are faced with substantial reductions of their social security benefits and other retirement benefits. In addition, the Committee notes, as it did at the time of its report on the 1975 appropriation, that such older workers have been underrepresented in present manpower programs. Furthermore, the unemployed older worker generally remains jobless for longer periods than other workers. Therefore, instead of the proposed rescission of 1975 funds appropriated to aid the elderly, as proposed by the Department of Labor, the Committee believes an expanded program is necessary. This supplemental of \$36,000,000, together with the \$12,000,000 already appropriated, will provide a total of 1975 availability of \$48,000,000. This will provide 16,000 job opportunities at a unit cost of \$3,000.

The Committee further urges the immediate obligation of the \$12,000,000 previously appropriated and the timely obligation of funds contained in this bill.

The Committee once again emphasizes its intent that this program be implemented primarily through national contracts, and directs the Department of Labor to discontinue efforts to dismantle the national program by such means as shifting funding through the State and local prime sponsors.

The program is authorized by Title IX of the Older Americans Act. It provides community service jobs for low-income elderly persons aged 55 and over in such work as beautification of parks, and assisting in hospitals and nursing homes.

TEMPORARY EMPLOYMENT ASSISTANCE

1975 presently available.....	\$875,000,000
1975 proposed supplemental.....	1,625,000,000
1975 House allowance.....	1,625,000,000
1975 Committee recommendation.....	1,625,000,000

The Committee recommends a supplemental appropriation in the amount of \$1,625,000,000, the same as the House allowance and the budget request. The Committee recommends, however, that all of these funds be appropriated as new monies and that the Department's request for a transfer of funds from the Commerce Department's Jobs Opportunities Program be denied.

The Committee stresses that the Commerce Department should utilize the funds appropriated for the Job Opportunities Program for job creation activities through expansion of public works type projects, and not for simply expanding the number of enrollees in the Labor Department's public service jobs programs. The two programs are complementary, however, to the extent that prime sponsors are able to obtain funds under the Job Opportunities Program for supplies and equipment necessary to support work being accomplished by enrollees

in the Labor Department's public service jobs programs. The Committee remains adamant in its view that the public service jobs program was established as a *temporary* approach to an extraordinary economic situation. The Committee wishes to make it clear that, once the current emergency situation ceases to exist, no further funding will be considered.

The funds are appropriated under Title I of the Emergency Jobs and Unemployment Assistance Act of 1974 (P.L. 93-567) which added a new Title VI to the Comprehensive Employment and Training Act of 1973. Under that Act \$2,500,000,000 was authorized for this program. With this action the total amount authorized will now be appropriated.

The Committee recommends these funds at this time even though the original funds were just recently appropriated in January 1975. This is based on the continued very high rate of unemployment which was at 8.7 percent in March, 1975. With projections of this level for the remainder of the year the Committee feels that it is imperative that the number of public service jobs be expanded and extended throughout the next 15 months.

The Department of Labor has testified that by the end of June 1975 there will be 310,000 individuals employed in public service jobs. To maintain this level it is imperative that funds be appropriated now so that grants may be extended for currently funded public service jobs programs, including those authorized under Title II of the Comprehensive Employment and Training Act, in order that at least this number of people can be provided jobs throughout the coming year. The funds provided herein will provide approximately 180,000 additional man-years of public service employment.

The Committee expects the Department to rigorously monitor the public service jobs program so as to prevent the use of funds to supplant rather than supplement existing jobs. The Department is directed to report to the Committee, on a regular basis, its efforts to avoid this situation.

The Committee notes that while the conferees on the regular FY 1975 Labor-HEW Appropriations bill (Conference Report 93-1489) specified that \$18,500,000 of the increase provided in that bill be spent for employment service activities, the Department has not yet done so. Therefore, the Committee directs the Department to immediately make available \$18,500,000 for State Employment Service operations, without further delay, or to submit a reprogramming request, rescission or deferral message for consideration by the Committee and Congress.

DEPARTMENT OF HEALTH, EDUCATION, AND WELFARE

HEALTH SERVICES ADMINISTRATION

HEALTH SERVICES

1975 presently available.....	
1975 proposed supplemental.....	
House allowance.....	
Committee recommendation.....	Language

National Health Service Corps.—The Committee has provided for an additional 146 positions for the recruitment, employment, and assignment of health professionals as members of the National Health Service Corps in fiscal 1975. These positions, for which professionals

have already been recruited, will bring the total number of individuals serving in the National Health Service Corps to 551. They will serve over 100 critical health-manpower-shortage areas in both rural and urban settings, and approximately 300,000 people will benefit. These positions will also create an additional 300 to 400 support jobs in the communities where these health practitioners would become operational. There is no cost involved as these health professionals will not be hired until June.

Migrant health.—Migrant Health programs within the Health Services Administration are a very important priority of the Committee. This program provides access to health care for over 390,000 migrant and seasonal farm workers and their families. It has proven to be very successful, and the Committee strongly encourages new initiatives in this area. Severe problems, however, exist, and if migrant health programs are to continue at an effective level, it is imperative that authorizing legislation be enacted immediately. This program has been under a continuing resolution for some time, and if it continues in this manner, the purpose and structure of the program will be greatly limited. Further, the Committee instructs the Department to closely monitor this program to ensure the Congress that the full \$24 million level, which is allowed by the continuing resolution, will be obligated and effectively spent.

OFFICE OF EDUCATION

HIGHER EDUCATION

1975 presently available.....	\$300, 200, 000
1975 proposed supplemental.....	
House allowance.....	119, 800, 000
Committee recommendation.....	119, 800, 000

The Committee recommends \$119,800,000 for the college work-study program, the same as the House bill. No additional budget request was made for this program.

The regular Labor-HEW bill for fiscal year 1975 contains \$300,200,000 for college work-study programs. These funds are for use during academic year 1975-76 and will support employment opportunities to approximately 625,000 students. The amount recommended by the Committee in this bill will support part-time jobs to approximately 250,000 students. Of the \$119,800,000 contained in this bill, \$60,000,000 is targeted for use immediately (academic year 1974-75), and \$59,800,000 is to be used to increase amounts already appropriated for academic year 1975-76.

The college work-study program is authorized by Title IV-C of the Higher Education Act. The primary purpose of this program is to help students earn a part of the cost of their postsecondary education. By law, the Office of Education is authorized to pay up to 80 percent of a student's wages earned from part-time employment; the remainder is paid by the educational institution, the employer, or some other donor. Under this program, funds are awarded under an agreement between the Commissioner of Education and each eligible institution.

The Committee is aware of the extremely critical need for additional work-study funds. Several institutions throughout this country will likely have to terminate ongoing work-study jobs if additional funds are not made available immediately. This action would have a

very serious impact on the economy, particularly during the summer months. The amount recommended by the Committee is intended to help prevent this situation from occurring by generating urgently needed employment opportunities for our young adults. The Committee's action, in this instance, represents a two-pronged approach to the current economic situation. By maintaining work-study jobs, an unnecessary burgeoning of the ranks of the unemployed could be avoided. Furthermore, it is obvious to the Committee that education of our citizens constitutes one of the deepest roots of economic stability.

The Committee also concurs with the House bill language which permits the full utilization of work-study funds appropriated in fiscal years 1974 and 1975.

On March 7 the Secretary of HEW notified the Committee that a \$135 million surplus had materialized in the Basic Educational Opportunity (BEOG) program. The funds in question were appropriated in fiscal year 1974 for use during the current academic year (1974-75). Last year, this program experienced a similar situation, when more than \$60 million in prior-year appropriations were in surplus. It is with serious reservations that the Committee has included bill language to allow the carryover of unexpended balances. The Committee wants to make it clear, however, that any similar requests which may be submitted in the future will be seriously considered for disallowance. In addition, the Committee intends to view the proposed 1976 budget in light of this surplus. Under the terms of existing law, these funds would otherwise have to be redistributed to students who received BEOG grants for the current academic year. Judging from past performance, the Committee seriously doubts whether HEW could redistribute these funds in a fair and equitable fashion. The Committee's recommendation would increase average grant awards for the upcoming academic year from \$650 to \$785 per student. On a related issue, the Committee is aware of legislation pending which is intended to modify and improve the operations of the Guaranteed Student Loan Program, particularly with respect to student bankruptcies. The Committee remains hopeful that all efforts to improve the current default situation are acted upon on a timely basis.

SOCIAL AND REHABILITATION SERVICE

WORK INCENTIVES

1975 presently available.....	\$210, 000, 000
1975 proposed supplemental.....	
House allowance.....	70, 000, 000
Committee recommendation.....	70, 000, 000

The Committee recommends \$70,000,000 for the Work Incentives Program (WIN), the amount of the House allowance. This is \$70,000,000 more than the budget request. The revised total appropriation recommended for fiscal year 1975 is \$280,000,000, compared with \$340,443,000 appropriated for fiscal year 1974.

The addition of these funds will forestall the closing of local welfare and manpower offices and provide for necessary training, employment and child care services to assist welfare recipients in obtaining unsubsidized employment during the remainder of 1975. The deteriorating economy and resulting high unemployment have contributed to a much faster expenditure of existing funds than originally anticipated.

An increase of \$35,000,000 is recommended for the child care and supportive services component of the WIN program, for which the rate of expenditure has increased substantially since the Congress considered the appropriation, Public Law 93-517.

It is currently estimated that at least 30 States will exhaust all available WIN funds for child care and supportive services by April 30, 1975. This would require suspension of services to WIN clients, and local welfare office staff would have to be furloughed until fiscal year 1976 funds became available.

Bill language has been proposed to permit use of these supplemental funds to pay the States the Federal share of their 1974 reported expenditures which were in excess of their grants to fund the fiscal year 1974 program. The language in the fiscal year 1975 appropriation does not permit Federal financial participation in fiscal year 1974 expenditures using fiscal year 1975 funds.

An additional \$35,000,000 is recommended for the training and employment activities component of the WIN program, in order to insure that work and training opportunities will be provided on a continual basis for those participants who cannot obtain employment without such training. The recommended supplemental funds will also insure that sufficient local manpower staff are available to provide necessary counseling, referral, placement and job development services to WIN clients for the remainder of 1975.

The Committee has noted the progress the WIN program has achieved during the last two years in training welfare recipients and placing them in unsubsidized employment. The Committee feels strongly that the recommended supplemental of \$70,000,000 is necessary to assure the continuity of this important program.

RELATED AGENCIES

COMMUNITY SERVICES PROGRAM

1975 presently available.....	
1975 proposed supplemental.....	
House allowance.....	
Committee recommendation.....	\$39,000,000

The Committee recommends \$39,000,000 for programs in the Community Services Administration recently authorized under the Head Start, Economic Opportunity, and Community Partnership Act of 1974, (Public Law 93-644). Of this amount, \$26,000,000 is for Summer Youth Recreation programs; \$10,000,000 for Emergency Energy Conservation Services; and \$3,000,000 for the National Youth Sports program. Funds for the youth programs are needed now in order to allow sufficient time for local sponsors to develop high-quality projects this summer. The funding of Emergency Energy Conservation Services is expected to create job opportunities to which public service employment enrollees could be referred.

Summer Youth Recreation.—The Committee recommendation of \$26,000,000 for the Summer Youth Recreation program is an increase of \$10,700,000 over last year's appropriation.

In 1973, \$15,300,000 was appropriated to cover recreation programs in the 50 largest cities. In 1974, the \$15,300,000 appropriation was distributed nationwide, including rural areas, which forced the 50 largest cities to take substantial cuts in their funding level. An appropriation of \$26,000,000 for 1975 would restore the big cities to their

1973 program level, while maintaining the 1974 funding levels provided to rural areas. The Committee believes that neither urban nor rural areas should be made to suffer in order to help the other. The recreation program not only supplies organized activities for millions of disadvantaged youth too young to work but creates job opportunities for enrollees in the Summer Youth Employment program, such as recreation aides and playground monitors.

Emergency Energy Conservation Services.—The Committee recommendation of \$10,000,000 for Emergency Energy Conservation Services is designed to aid low-income families reduce their energy consumption and lessen the impact of the ever increasing cost of energy. The Committee believes this program will provide an important step forward in attempts to conserve energy resources. These funds will be used for short-term assistance, including loans and grants to eligible individuals to help them avoid utility cut-offs in instances where they temporarily cannot pay utility bills.

National Youth Sports Program.—The Committee recommendation of \$3,000,000 for the National Youth Sports program is the same as last year's appropriation. This program, which serves 40,000 disadvantaged youth at 100 institutions, provides not only jobs, but sports activities on college campuses, drug education, career information, lunches, and medical checkups.

LIMITATIONS AND LEGISLATIVE PROVISIONS

The following amendments recommended by the Committee in this chapter, not made to carry out the provisions of an existing law, are brought to the attention of the Senate in accordance with Senate Rule XVI.

On page 9, in connection with "Health Services":

Notwithstanding any other provision of law, the Secretary of Health, Education, and Welfare is hereby authorized to hire and assign not to exceed 146 additional health professionals to serve in the National Health Service Corps.

On page 10, in connection with "Higher Education":

Provided further, That any amounts appropriated for basic opportunity grants for the fiscal year ending June 30, 1974, which are in excess of the amount required to meet the payment schedule announced for the academic year 1974-1975, shall remain available for payments under the payment schedule announced for the academic year 1975-1976.

On page 10, in connection with "Work Incentives":

For an additional amount for "Work Incentives", \$70,000,000, for carrying out a work incentives program as authorized by part C of Title IV of the Social Security Act, including registration of individuals for such program, and for related child care and supportive services, as authorized by section 402(a)(19)(G) of the Act, including transfer to the Secretary of Labor, as authorized by section 431 of the Act, which, together with the previously authorized current year appropriation, shall be the maximum amount available for transfer to the Secretary of Labor and to which States may become entitled, pursuant to section 403(d) of such Act, for these purposes, for the current fiscal year and for any period in the prior fiscal year provided the prior fiscal year expenditures are claimed on quarterly statements of expenditures received by the Secretary of Health, Education, and Welfare prior to February 1, 1975.

**COMPARATIVE STATEMENT OF NEW BUDGET (OBLIGATIONAL) AUTHORITY ESTIMATES AND AMOUNTS
RECOMMENDED IN THE BILL**

H. Doc. No.	Department or activity	Budget estimate	Recommended in House bill	Amount recommended by Senate Committee	Increase (+) or decrease (-), Senate bill compared with	
					Budget estimate	House bill
	CHAPTER IV DEPARTMENT OF LABOR					
	MANPOWER ADMINISTRATION					
	Comprehensive manpower as- sistance.....		\$412,700,000	\$502,300,000	+ \$502,300,000	+ \$89,600,000
	Community service employment for older Americans.....		24,000,000	36,000,000	+ 36,000,000	+ 12,000,000
94-74	Temporary employment assist- ance.....	2,037,700,000	1,625,000,000	1,625,000,000	-412,700,000	-----
	Total, Department of Labor.....	2,037,700,000	2,061,700,000	2,163,300,000	+ 125,600,000	+ 101,600,000

	DEPARTMENT OF HEALTH, EDUCATION, AND WEL- FARE					
	Higher education.....		119,800,000	119,800,000	+ 119,800,000	-----
	SOCIAL AND REHABILITATION SERVICE					
	Work incentives.....		70,000,000	70,000,000	+ 70,000,000	-----
	Total, Department of Health, Education, and Welfare.....		189,800,000	189,800,000	+ 189,800,000	-----
	RELATED AGENCIES					
	Community services program.....			39,000,000	+ 39,000,000	+ 39,000,000
	Total, Related agencies.....			39,000,000	+ 39,000,000	+ 39,000,000
	Total, Chapter IV.....	2,037,700,000	2,251,500,000	2,392,100,000	+ 354,400,000	+ 140,600,000

CHAPTER V

PUBLIC WORKS FOR WATER AND POWER DEVELOPMENT

CORPS OF ENGINEERS AND BUREAU OF RECLAMATION

SUMMARY OF RECOMMENDATIONS

The recommendation by the Committee to provide for an accelerated public works program through the Emergency Employment Appropriations Bill represents a special and continuing effort to significantly contribute to meaningful employment for Americans. The funds contained in this chapter not only will provide for productive jobs, but also will provide enduring capital assets for the Nation, as well as improving conditions with respect to the energy crisis.

Jobs are essential and water is a precious resource. The Committee feels that adequate water supply may well be the next critical resource problem facing the Nation, and this is already the case in many parts of our Country. Massive amounts of water are required to run our hydropower projects, operate electric power generating plants, produce food and fiber, operate navigation systems, and to provide municipal and industrial supplies.

Vast quantities of water will be required to develop certain energy resources such as coal and oil shale in many parts of our land.

The appropriations recommended in this chapter for the Corps of Engineers and Bureau of Reclamation total \$328,925,000, an increase of \$210,970,000 over the House bill. However, a large number of items are recommended by the Committee to provide for an expanded and comprehensive acceleration of public works projects which were not included in the House passed bill. When the House Committee developed this bill in late February and early March the amounts it included represented the additional capabilities and work on projects for the remainder of the current fiscal year (fiscal year 1975).

Inasmuch as there probably will be less than two months left in the fiscal year when this bill clears the Congress, and because it is apparent that the ensuing fiscal year 1976 funding for these programs will not be enacted by July 1st, the Committee recommendation for an expanded and accelerated program combines the additional capabilities for the remainder of fiscal year 1975 with the additional capability amounts for the first quarter of fiscal year 1976. Without the recommended additional funding to maintain a stepped up rate of work through the peak construction season—May through September—these works would be funded at a lower rate under the usual terms of a *continuing resolution* pending enactment and apportionment of the fiscal year 1976 appropriations. Accordingly, the desired impact of maintaining and providing additional employment would be obviated.

Therefore, this Committee's recommendation of the additional amounts would enable work to proceed at an accelerated rate, and

would provide productive jobs for skilled and unskilled workers during the next six months. At the same time, by accelerating work on these projects, future price-level increases on construction costs due to inflation are reduced, and projects will be completed earlier than scheduled resulting in earlier benefits and return on the investment.

The Committee emphasizes that the amounts included in this bill are for current projects—on-going and under construction—where the contractor can increase his work and for essential maintenance activities which are also labor intensive items. In connection with the Corps operation and maintenance appropriation, the Committee will consider the additional funding provided in the House bill in the Second Supplemental Appropriation Bill and has therefore deleted the \$48 million amount from this bill.

Although the national unemployment rate is 8.7 percent at this time, the unemployment rate in the construction industry reached 25 percent in March.

It is estimated that the new funds provided in this chapter will produce a total of 40,300 jobs during the next six to eight months. Furthermore, these total additional jobs could well have a three fold ripple effect in creating additional jobs throughout the country.

The Corps of Engineers and Bureau of Reclamation should insure that an adequate staff is available to carry out this action program. Excuses that staff limitations precluded these programs from being implemented is not acceptable to the Committee.

The Committee feels strongly that funds recommended in the bill for the acceleration of the construction program and increased emphasis on the operation and maintenance of completed projects will greatly assist in providing jobs, help the construction industry as a whole, and provide enduring capital assets for the Nation, a truly productive effort in the public interest.

The Committee recommendations are detailed by agency and account as follows:

DEPARTMENT OF DEFENSE—CIVIL

DEPARTMENT OF THE ARMY

CORPS OF ENGINEERS—CIVIL

CONSTRUCTION, GENERAL

Budget estimate	-----
House bill	\$58,055,000
Committee recommendation	226,350,000

An additional amount of \$226,350,000 is recommended by the Committee, an increase of \$168,295,000 over the House bill, to accelerate work on ongoing, current construction projects, thereby creating additional jobs and other widespread benefits.

Funds are provided for a total of 121 projects compared with the 46 projects included by the House. No funds are included for new project starts or for projects for which funds have not been previously appropriated.

The following table shows each project for which funds were provided in the regular 1975 Appropriations bill, the House allowance, and the amount recommended by the Committee.

CORPS OF ENGINEERS, FISCAL YEAR 1975 CONSTRUCTION, GENERAL

State and project (1)	Appropriation, fiscal year 1975 (2)	House bill (3)	Committee recommendation (4)
Alabama: (R) John Hollis Bankhead lock and dam (MP) Jones Bluff lock and dam (N) Tennessee-Tombigbee Waterway, Ala. and Miss. West Point Lake, Ala. and Ga. (See Georgia.)	\$9,200,000 8,500,000 37,900,000	\$2,500,000	\$100,000 4,000,000 10,000,000
Alaska: (FC) Chena River Lakes, Fairbanks (N) Humboldt Harbor (MP) Snettisham	17,200,000 200,000 2,100,000		10,000,000 5,000,000
Arizona: (FC) Indian Bend Wash (FC) Phoenix and vicinity, including New River (stage 1)	1,100,000 1,500,000		500,000
Arkansas: (MP) De Gray Lake (FC) De Queen Lake (FC) Dierks Lake (FC) Gilham Lake (N) McClellan-Kerr Arkansas River Navigation System, Arkansas and Oklahoma: (a) Bank stabilization and channel rectification (b) Navigation locks and dams Conway, Ark., water supply	1,400,000 1,920,000 1,580,000 850,000 610,000 4,100,000 (100,000)		300,000 150,000 900,000 1,200,000
(N) Ouachita and Black Rivers, Ark. and La. (MP) Ozark lock and dam (FC) Red River levees and bank stabilization below Denison Dam, Ark., La., and Tex.	7,000,000 2,630,000 1,900,000		1,000,000 1,300,000 2,000,000

CORPS OF ENGINEERS, FISCAL YEAR 1975—Continued

CONSTRUCTION, GENERAL—Continued

State and project (1)	Appropriation, fiscal year 1975 (2)	House bill (3)	Committee recommendation (4)
California:			
(FC) Alameda Creek, Del Valle Reservoir.....	\$720,000		
(FC) Buchanan Dam—H. V. Eastman Lake.....	4,100,000		\$250,000
(FC) Chester, North Fork of Feather River.....	900,000		
(FC) Cucamonga Creek.....	600,000		
(FC) Dry Creek (Warm Springs) Lake and Channel.....	3,000,000		
(FC) Hidden Dam-Hensley Lake.....	2,700,000	\$150,000	
(FC) Imperial Beach.....		600,000	
(FC) Lakeport Lake.....		3,000,000	3,000,000
(FC) Lytle and Warm Creeks.....	3,600,000		
(FC) Napa River.....	500,000		
(MP) New Melones Lake.....	15,500,000	1,500,000	1,500,000
(N) Oakland Harbor.....	1,500,000		
(FC) Pine Flat Lake.....	1,200,000		
(FC) Sacramento River bank protection.....	1,000,000		400,000
(FC) Sacramento River Chico Landing to Red Bluff.....	500,000		
(FC) San Diego Harbor.....	1,100,000		2,000,000
(N) San Francisco Bay to Stockton (John F. Baldwin and Stockton ship channels).....	725,000		
(FC) Santa Paula Creek channel.....	1,600,000		
(FC) Sweetwater River.....	100,000		
(FC) Walnut Creek.....	545,000		
Colorado:			
(FC) Bear Creek Lake.....	9,050,000	2,000,000	2,200,000
(FC) Chatfield Lake.....	3,065,000	1,000,000	2,700,000
Connecticut:			
(FC) Las Animas.....	1,800,000		
(FC) Trinidad Lake.....	6,200,000		
Danbury:			
(FC) Danbury.....	2,500,000	500,000	1,000,000
Delaware:			
(FC) Delaware Coast Protection.....		500,000	
(N) Inland waterway, Delaware River to Chesapeake Bay (Chesapeake and Delaware Canal), pt. II, Delaware and Maryland.....			1,000,000
Florida:			
(FC) Central and Southern Florida.....	3,715,000		
(FC) Four River Basins.....	4,400,000		
(N) Jacksonville Harbor (1965 act).....	3,000,000		
(N) Miami Harbor (1968 act).....	7,000,000		
(BE) Palm Beach County (reimbursement).....	4,760,000		
(N) Panama City Harbor.....	1,165,000		
(BE) Pinellas County.....	1,430,000		
(N) Tampa Harbor (main channel).....	100,000		
Georgia:			
(MP) Carters Lake.....	900,000		
(MP) Richard B. Russell (Trotters Shoals) Dam and Lake, Ga., and S.C.....	8,500,000		400,000
(N) Savannah Harbor (40 feet widening and deepening).....	2,150,000		2,300,000
(N) Savannah Harbor (sediment basin).....	1,103,000		500,000
(BE) Tybee Island.....	2,300,000		350,000
(MP) West Point Lake, Ala. and Ga.....	900,000		
	8,800,000	400,000	2,400,000
Hawaii:			
(N) Kahului Harbor mitigation of shore damages attributable to navigation projects, sec. 111.....	(500,000)		
(FC) Kaneohe-Kaliua area.....	480,000		3,000,000
(N) Lahaina small boat harbor.....	300,000		
Idaho:			
(MP) Dworshak Dam and Reservoir.....	10,000,000	200,000	200,000
(FC) Ririe Lake.....	7,400,000	200,000	2,000,000

CORPS OF ENGINEERS, FISCAL YEAR 1975—Continued

CONSTRUCTION, GENERAL—Continued

State and project (1)	Appropriation, fiscal year 1975 (2)	House bill (3)	Committee recommendation (4)
Illinois:			
Calumet River and Harbor (1962 act), Illinois and Indiana	\$170,000		
Carlyle Lake	400,000		\$500,000
Columbia drainage and levee district No. 3	100,000		
East St. Louis and vicinity—Cahokia Creek Low Dam	900,000		
East St. Louis and vicinity (interior flood control)	1,200,000		1,800,000
Harrisonville and Ivy Landing—Drainage and levee district No. 2	1,300,000		
Illinois Waterway, Calumet-Sag modification, pt. I, Illinois and Indiana	1,500,000		1,000,000
Kaskaskia River navigation	4,700,000		1,000,000
Levee District 23 (Dively), Kaskaskia River	645,000		
Lock and dam 26, Mississippi River, Alton, Ill., and Mo.	22,000,000		
Lock and dam 53 (temporary lock), Illinois and Kentucky	7,000,000	\$1,500,000	1,800,000
Louisville Lake (U.S. Route 45)	700,000	50,000	
McGee Creek Drainage and Levee District			
Mississippi River between Ohio and Missouri Rivers, Ill. and Mo.:			
(a) Chain of Rocks			
(b) Regulating works			
Rend Lake	4,540,000		800,000
Rock Island	4,500,000		
Smithland locks and dam, Illinois and Kentucky	3,186,000		100,000
William L. Springer Lake (formerly Oakley Lake) (land acquisition)	120,000		8,600,000
Indiana:	22,300,000	4,500,000	
Big Pine Lake	300,000		
Brookville Lake	500,000		
Calumet River and Harbor. (See Illinois.)	1,985,000		
Cannelton locks and dam, Indiana and Kentucky	2,650,000		
Evansville	1,600,000		250,000
Illinois Waterway, Calumet-Sag modification, pts. I and II, Illinois and Indiana. (See Illinois.)			
Island levee	200,000		
Maxon J. Niblack levee (pumping facilities)	1,044,000		200,000

Newburg locks and dam, Indiana and Kentucky	2,000,000		3,500,000
Pataoka Lake	4,600,000		1,000,000
Uniontown locks and dam, Indiana and Kentucky	9,850,000	3,000,000	3,000,000
Iowa:			
Bettendorf	200,000		1,000,000
Clinton	3,000,000		1,000,000
Marshalltown	1,800,000		1,000,000
Missouri River levee system, Iowa, Kansas, Missouri, and Nebraska	300,000		
Missouri River, Sioux City to mouth, Iowa, Kansas, Missouri, and Nebraska	4,700,000		5,000,000
Rathbun Lake (fish hatchery)	700,000		5,000,000
Saylorsville Lake	8,300,000		5,000,000
Waterloo	3,000,000		
Kansas:			
Big Hill Lake	500,000		300,000
Clinton Lake	8,750,000	1,200,000	2,800,000
Dodge City	1,450,000		
El Dorado Lake	4,000,000	500,000	3,000,000
Hillsdale Lake	2,000,000		4,000,000
Kansas City, Kansas River, (1962 mod)	5,000,000		600,000
Marion	100,000		
Missouri River Levee System. (See Iowa.)			
Missouri River, Sioux City to mouth, Iowa, Kansas, Missouri, and Nebraska. (See Iowa.)			
Perry Lake area (road improvements)	400,000		
Kentucky:			
Cannelton locks and dam, Indiana and Kentucky. (See Indiana.)			
Carr Fork Lake	3,800,000	500,000	500,000
Cave Run Lake	3,000,000	305,000	1,000,000
Dam No. 3, Big Sandy River, Ky. and W. Va.			
Laurel River Lake	6,200,000		
Lock and Dam 53 (temporary lock). (See Illinois.)			
Martins Fork Lake	3,000,000		
Newburgh locks and dam, Indiana and Kentucky. (See Indiana.)			
Paintsville Lake	1,500,000	500,000	
Red River Lake	500,000		
Smithland lock and dam, Illinois and Kentucky. (See Illinois.)			
Southwestern Jefferson County	3,000,000	900,000	900,000
Taylorsville Lake	1,400,000		
Uniontown locks and dam, Indiana and Kentucky. (See Indiana.)			
Wolf Creek Dam—Lake Cumberland (Rehabilitation)	6,000,000		
Yatesville Lake	1,500,000	500,000	3,000,000

CORPS OF ENGINEERS, FISCAL YEAR 1975—Continued

CONSTRUCTION, GENERAL—Continued

State and project (1)	Appropriation, fiscal year 1975 (2)	House bill (3)	Committee recommendation (4)
Louisiana:			
(N) Atchafalaya River, Bayous Chene, Boeuf and Black	\$1,300,000		
(FC) Bayou Bodcau and tributaries	300,000		
(N) Bayou Lafourche and Lafourche Jump Waterway	1,400,000		
(N) Calcasieu River at Devil's Elbow	200,000		
(FC) Larose to Golden Meadow	1,200,000		
(FC) Lake Pontchartrain, and vicinity	3,300,000		
(N) Mermentau River (channel improvement)	1,534,000		
(N) Michoud Canal	2,160,000		
(N) Mississippi River, gulf outlet	1,300,000		
(N) Mississippi River outlets, Venice	1,510,000		
(FC) Morgan City and vicinity	100,000		
(FC) New Orleans to Venice hurricane protection	9,000,000		
(FC) Ouachita and Black Rivers, Ark. and La. (See Arkansas.)			\$1,000,000
(FC) Ouachita River levees	405,000		3,000,000
(N) Overton-Red River Waterway (lower 31 miles only)	1,600,000		2,000,000
(N) Red River emergency bank protection	3,900,000		
(N) Red River Waterway, Mississippi River to Shreveport, La.	13,000,000		
(N) Red River levees and bank stabilization below Denison Dam, Ark., La., and Tex. (See Arkansas.)			
Maine:			
(N) Frenchboro Harbor	200,000		
Maryland:			
(FC) Bloomington Lake, Md. and W. Va.	7,200,000		10,000,000
(FC) Inland waterway, Delaware River to Chesapeake Bay, Del. and Md. Md. (C. & D. Canal), pt. II. (See Delaware.)			
Massachusetts:			
(FC) Charles River Dam	5,000,000	\$1,500,000	3,000,000
(N) Weymouth Fore and Town Rivers	1,800,000		2,100,000

Michigan:			
(N) Great Lakes connecting channels	200,000		
(N) Lexington Harbor	400,000		
(FC) River Rouge	1,800,000		1,000,000
(FC) Saginaw River	850,000		
Minnesota:			
(FC) Big Stone Lake-Whetstone River, Minn. and S. Dak.	560,000	600,000	2,000,000
(FC) Mankato and North Mankato	1,900,000		
(FC) Roseau River	100,000		
(FC) Tallahala Creek Lake	1,000,000		
(N) Tennessee-Tombigbee Waterway, Ala. and Miss. (See Alabama.)	500,000		
(N) Yazoo River, Belzoni Bridge (Adv. Part)			
Missouri:			
(MP) Clarence Cannon Dam and Reservoir	22,700,000		
(MP) Harry S. Truman Dam and Reservoir	43,000,000	4,500,000	4,500,000
(FC) Little Blue River Channel	500,000		
(FC) Little Blue River Lakes	(LA) 2,500,000	500,000	
(FC) Lock and Dam 26, Alton, Ill. and Mo. (See Illinois.)	2,000,000		900,000
(FC) Long Branch Lake	4,600,000		
(FC) Meramec Park Lake			
(FC) Mississippi River between Ohio and Missouri Rivers, Ill. and Mo. (See Illinois.)			
(FC) Missouri River Levee System. (See Iowa.)			
(FC) Missouri River, Sioux City to mouth, Iowa, Kansas, Missouri, and Nebraska. (See Iowa.)			
(FC) Smithville Lake	8,600,000	2,200,000	4,000,000
Montana:			
(FC) Frazer-Wolf Point bank stabilization	375,000		
(MP) Libby Dam-Lake Koocanusa	22,000,000	4,400,000	7,000,000
(MP) Libby Dam (additional units and regulating dam)	890,000	400,000	
Nebraska:			
(MP) Gavins Point Dam Lewis and Clark Lake (relocation of Niobrara, Nebr.), Nebr. and S. Dak.	3,500,000	2,000,000	2,000,000
(FC) Missouri River Levee System. (See Iowa.)			
(FC) Missouri River, Sioux City to mouth, Iowa, Kansas, Missouri, and Nebraska. (See Iowa.)			
(FC) Papillion Creek and tributaries	8,000,000		

CORPS OF ENGINEERS, FISCAL YEAR 1975—Continued

CONSTRUCTION, GENERAL—Continued

(1) State and project	(2) Appropriation, fiscal year 1975	(3) House bill	(4) Committee recommendation
New Jersey:			
Elizabeth.....	\$2,700,000		
Newark Bay, Hackensack, and Passaic Rivers.....	525,000	\$1,000,000	\$1,000,000
South Orange.....			
Tocks Island Lake, Pa., N.J., and N.Y. (See Pennsylvania.).....			
New Mexico:			
Cochiti Lake.....	8,150,000		2,500,000
Las Cruces.....	817,000		
Los Esteros Lake.....	2,500,000		500,000
New York:			
East River Spur Channel.....	2,850,000		
East Rockaway Inlet to Rockaway Inlet and Jamaica Bay (part 1).....	4,000,000		
Fire Island Inlet to Jones Inlet.....	1,500,000	600,000	600,000
Fire Island Inlet to Montauk Point.....	2,800,000		
Hamlin Beach State Park (reimbursement).....	1,180,000		
New York Harbor (anchorages).....	5,000,000		4,000,000
New York Harbor collection and removal of drift.....	330,000		
Tocks Island Lake, Pa., N.J., and N.Y. (See Pennsylvania.).....	815,000		300,000
Yonkers.....			
North Carolina:			
Atlantic Intracoastal Waterway, bridges.....	100,000		2,500,000
B. Everett Jordan Dam and Lake.....	3,500,000	1,000,000	2,500,000
Falls Lake.....	4,250,000		
Morehead City Harbor.....	200,000		
North Dakota:			
Garrison Dam-Lake Sakakawea.....	3,000,000		2,500,000
Minot.....	600,000		
Missouri River, Garrison Dam to Lake Oahe.....			
Oahe Dam-Lake Oahe, S. Dak. and N. Dak. (See South Dakota.).....			

(FC) Ohio:			
Pipestem Lake.....	417,000		
Alum Creek Lake.....	3,500,000		1,000,000
Caesar Creek Lake.....	4,500,000		1,000,000
Chillicothe.....	300,000		
Clarence J. Brown Dam and Reservoir.....	1,624,000		
East Fork Lake.....	4,500,000		
Hannibal locks and dam, Ohio and West Virginia.....	10,110,000		
Mill Creek.....	500,000		
Paint Creek Lake.....	762,000		
Willow Island locks and dam, Ohio and West Virginia.....	10,100,000		1,000,000
Oklahoma:			
Birch Lake.....	3,450,000		
Clayton Lake.....	660,000		2,000,000
Coplan Lake.....	4,000,000		3,000,000
Hugo Lake.....	4,700,000		2,000,000
Kaw Lake.....	11,100,000		4,000,000
McClellan-Kerr Arkansas River navigation system, Arkansas and Oklahoma. (See Arkansas.).....			
Optima Lake.....	9,150,000		500,000
Skiatook Lake.....	4,250,000		500,000
Waurika Lake.....	9,400,000		
Webbers Falls lock and dam.....	1,246,000		
Oregon:			
Applegate Lake.....	(LA) 1,000,000		
Beaver Drainage District.....	300,000		
Bonneville lock and dam (2d powerhouse) Oregon and Washington.....	11,500,000		600,000
Bonneville lock and dam (modernization for peaking), Oregon and Washington.....	6,600,000		
Catherine Creek Lake.....	1,500,000		
Columbia and lower Willamette Rivers (40-foot project), Oregon and Washington.....	600,000		200,000
Cougar Lake.....	750,000		200,000
Elk Creek Lake.....	1,500,000		1,000,000
John Day lock and dam, Oregon and Washington.....	5,200,000		
Lost Creek Lake.....	29,000,000		
Lower Columbia River bank protection, Oregon and Washington.....	500,000		800,000
McNary lock and dam, Oregon and Washington.....	500,000		500,000
Scappoose Drainage District.....	280,000		1,200,000
The Dalles lock and dam, Washington and Oregon (additional units), (See Washington.).....			
Tillamook Bay and Bar.....	1,510,000		1,000,000
Willamette River Basin bank protection.....	300,000		

CORPS OF ENGINEERS, FISCAL YEAR 1975—Continued

CONSTRUCTION, GENERAL—Continued

(1) State and project	(2) Appropriation, fiscal year 1975	(3) House bill	(4) Committee recommendation
Pennsylvania:			
(FC) Blue Marsh Lake.....	\$7,275,000	\$500,000	\$2,000,000
(FC) Chartiers Creek.....	1,500,000		
(FC) Cowanesque Lake.....	5,000,000	1,500,000	4,500,000
(FC) DuBois.....	500,000		300,000
(BE) Presque Isle Peninsula.....	750,000		2,000,000
(FC) Raystown Lake.....	2,500,000		3,000,000
(FC) Tioga-Hammond Lakes.....	20,400,000		
(MP) Tocks Island Lake, Pa., N.J., and N.Y. (comprehensive review and analysis).....	1,500,000		500,000
(FC) Tyrone.....	1,800,000		
(FC) Union City Lake.....	800,000		
(FC) Puerto Rico:	1,500,000		
(FC) Portuguese and Bucana Rivers.....	1,000,000		
(N) South Carolina:			
(N) Cooper River-Charleston Harbor.....	1,000,000		
(N) Richard B. Russell Dam and Lake, Ga. and S.C. (See Georgia.).....			
(MP) South Dakota:			
(MP) Big Bend Dam-Lake Sharpe.....	1,124,000		
(MP) Big Stone Lake-Whetstone River, Minn. and S. Dak. (See Minnesota.).....			
(MP) Gavins Point Dam-Lewis and Clark Lake (relocation of Niobrara Nebraska) Nbr. and S. Dak. (See Nebraska.).....			

56

(FC) Scared Heart Hospital, Yankton, Missouri River, emergency bank stabilization.....	125,000		
(MP) Oahe Dam-Lake Oahe, S. Dak. and N. Dak.....	577,000		
(MP) Tennessee:			500,000
(MP) Texas:			
(FC) Cordell Hull Dam and Reservoir.....	1,161,000		
(FC) Texas:			
(FC) Aubrey Lake.....	3,000,000		
(FC) Buffalo Bayou and tributaries.....	1,100,000		
(FC) Cooper Lake and channels.....	2,200,000		
(N) Corpus Christi ship channel.....	4,500,000		
(FC) El Paso.....	1,800,000		
(FC) Freeport and vicinity, hurricane flood protection.....	2,200,000		
(N) Galveston Channel (1971 act).....	1,570,000		
(FC) Guadalupe River (remove logjams).....	1,285,000		
(FC) Highland Bayou.....	1,000,000		
(FC) Lakeview Lake.....	2,500,000		
(FC) Lavon Lake modification and east fork channel improvement.....	5,400,000		400,000
(FC) Port Arthur and vicinity hurricane flood protection.....	5,900,000		
(FC) Red River Emergency Bank Protection. (See Louisiana.).....			
(FC) Red River levees and bank stabilization, below Denison Dam, Ark., La., and Tex. (See Arkansas.).....			
(FC) San Antonio Channel improvement.....	2,175,000	650,000	650,000
(FC) San Gabriel River.....	10,000,000		4,000,000
(FC) Taylors Bayou.....	500,000		
(FC) Texas City and vicinity hurricane flood protection.....	1,737,000		
(FC) Utah:			
(FC) Little Dell Lake.....		200,000	
(FC) Virginia:			
(FC) Fourmile Run, City of Alexandria, and Arlington County.....	2,000,000		2,000,000
(FC) Gathright Lake.....	6,000,000		2,000,000
(BE) Virginia Beach (reimbursement).....	250,000		

57

CORPS OF ENGINEERS, FISCAL YEAR 1975—Continued

CONSTRUCTION, GENERAL—Continued

State and project (1)	Appropriation, fiscal year 1975 (2)	House bill (3)	Committee recommendation (4)
Washington:			
(MP) Bonneville lock and dam, Oregon and Washington. (See Oregon.)	\$27,000,000		\$10,000,000
(MP) Chief Joseph Dam, Rufus Woods Lake (additional units) Oregon and Washington. (See Oregon.)	5,400,000	\$500,000	500,000
(MP) Ice Harbor lock and dam, Lake Sacajawea (additional units) John Day lock and dam, Oregon and Washington. (See Oregon.)	4,600,000		
(MP) Little Goose lock and dam—Lake Bryan (additional units) Lower Columbia River bank protection, Oregon and Washington. (See Oregon.)	35,600,000	1,500,000	2,200,000
(MP) Lower Granite lock and dam	4,600,000		
(MP) Lower Granite lock and dam (additional units)	1,650,000		
(MP) Lower Monumental lock and dam	450,000		
(MP) Lower Monumental lock and dam (additional units)			
(MP) McNary lock and dam, Oregon and Washington. (See Oregon.)	1,100,000		
(FC) The Dalles lock and dam, Washington and Oregon (additional units)	380,000		200,000
(FC) Wahkaikum County Consolidated Diking District No. 1	696,000		
(FC) Wynoochee Lake (fish hatchery)			
(FC) West Virginia:			
(FC) Beech Fork Lake	5,500,000		
(FC) Bloomington Lake, Md. and W. Va. (See Maryland.)			
(FC) Burnsville Lake	9,600,000	2,000,000	2,200,000
Coal River Basin.			
(FC) Dam No. 3, Big Sandy River. (See Kentucky.)	197,000		
(FC) East Lynn Lake	3,200,000		
(FC) Hannibal locks and dam, Ohio and West Virginia. (See Ohio.)	18,600,000	2,000,000	2,200,000
(FC) R. D. Bailey Lake	(500,000)		
(FC) Lower Guyandot River	1,000,000		
(FC) Stonewall Jackson Lake			
(FC) Willow Island lock and dam, Ohio and West Virginia. (See Ohio.)			
(FC) Wisconsin:			
(FC) La Farge Lake and channel improvement	4,000,000	500,000	
Miscellaneous:			
(N) Shoreline erosion control demonstration (sec. 54)			1,000,000
(N) Streambank erosion control evaluation and demonstration (sec. 32)			3,000,000
(N) Small flood control projects not requiring specific legislation (sec. 205)			6,000,000
(N) Small navigation projects not requiring specific legislation costing up to \$1,000,000 (sec. 107)	2,830,000		2,500,000
(N) Mitigation of shore damages attributable to navigation projects (sec. 111)	500,000		
(FC) Emergency streambank and shoreline protection	1,000,000		3,000,000
(FC) Recreation facilities, at completed projects	26,000,000	1,000,000	1,000,000
(FC) Fish and wildlife studies (U.S. Fish and Wildlife Service)	1,800,000		
(FC) Aquatic plant control (1965 act)	1,500,000		
(FC) Employees compensation	1,870,000		
(FC) Reduction for anticipated savings and slippages	1,870,000		
(FC) General reduction based on anticipated delays and carryover balances and other reductions	-58,894,000		-25,000,000
	-20,997,000		
Subtotal, Construction	951,224,000	58,055,000	226,350,000
Subtotal, Planning	22,457,000		
Grand total, Construction, General	973,681,000	58,055,000	226,350,000

FLOOD CONTROL, MISSISSIPPI RIVER AND TRIBUTARIES

Budget estimate.....
 House bill.....
 Committee recommendation..... \$25,000,000

The Committee recommends an additional appropriation of \$25,000,000 for the acceleration of current, on-going construction projects and maintenance work included in this account.

The amounts recommended for each feature under the Flood Control, Mississippi River and Tributaries Project are included in the following table:

FLOOD CONTROL, MISSISSIPPI RIVER AND TRIBUTARIES

Project	Committee recommendation
Construction:	
Mississippi River levees.....	\$3,500,000
Channel improvement.....	7,000,000
St. Francis Basin.....	3,000,000
Yazoo Basin:	
Enid Lake.....	150,000
Grenada Lake.....	600,000
Sardis Lake.....	350,000
Streambank erosion control, evaluation, and demonstration.....	1,000,000
Tributaries, all work except Ascalmore-Tippo and Opossum Bayous.....	
Opossum Bayous.....	300,000
Ascalmore-Tippo and Opossum Bayous.....	200,000
Subtotal.....	16,100,000
Maintenance:	
Yazoo Basin, main stem.....	2,900,000
Grenada Lake.....	1,500,000
St. Francis Basin.....	500,000
White River backwater.....	150,000
Dredging.....	2,850,000
Old River.....	1,000,000
Subtotal.....	8,900,000
Total.....	25,000,000

OPERATION AND MAINTENANCE, GENERAL

Budget estimate, fiscal year 1975.....
 House bill..... \$48,000,000
 Committee recommendation..... 22,405,000

An additional amount of \$22,405,000 is recommended by the Committee for Operation and Maintenance, General. While this is a reduction of \$25,595,000 below the House bill, the committee recommendation would actually provide for an entirely new amount for items not covered in the House bill. As explained in the chapter summary of the action recommended on this bill, the \$48,000,000 contained in the House bill is being considered and processed in connection with the Second Supplemental Appropriations Bill inasmuch as a large amount of the funds were requested in the budget supple-

mentals proposed by the President. The need for additional operation and maintenance appropriations has been clearly established and it appears that action on the Second Supplemental may precede final congressional action on this bill. The \$48,000,000 House bill amount represents the needs for the remainder of FY 1975, while the \$22,405,000 recommended by the committee includes the additional capability to accelerate work during the first quarter of FY 1976.

The following table shows how the recommended funds are allocated by division and project.

OPERATION AND MAINTENANCE

DIVISION/PROJECT	Amount
North Atlantic Division:	
Alvin River Bush Dam, Pa.....	\$40,000
Delaware River, Philadelphia to Trenton, New Jersey.....	80,000
Hudson River, N.Y.....	175,000
James River, Va.....	400,000
New York Harbor-Sandy Hook Channel, N.Y.....	1,225,000
Whitney Point Lake, N.Y.....	80,000
Subtotal.....	2,000,000
South Atlantic Division:	
Atlantic Intracoastal Waterway (Jacksonville District).....	1,000,000
Charleston Harbor, S.C.....	1,000,000
Clark Hill Lake, Ga.....	600,000
Subtotal.....	2,600,000
Ohio River Division:	
Monongahela River, Pa.....	1,440,000
Muskingum River Reservoirs, Ohio.....	674,000
Ohio River locks and dams, Illinois, Indiana, Kentucky, Ohio, and West Virginia.....	886,000
Subtotal.....	3,000,000
Lower Mississippi Valley Division:	
Atchafalaya River, La.....	1,000,000
Mississippi River, Baton Rouge to gulf, Louisiana.....	2,000,000
Subtotal.....	3,000,000
North Central Division:	
Great Lakes Diked disposal program:	
Buffalo Harbor, N.Y.....	750,000
Conneaut Harbor, Ohio.....	275,000
Detroit-Rouge Rivers (Point Mouillee), Mich.....	2,500,000
Duluth-Superior Harbor, Minn. and Wis.....	850,000
Huron Harbor, Ohio.....	500,000
Kenosha Harbor, Wis.....	500,000
Manitowoc Harbor, Wis.....	500,000
Saginaw River, Mich.....	200,000
Toledo Harbor, Ohio.....	730,000
Subtotal.....	6,305,000

OPERATION AND MAINTENANCE—Continued

DIVISION/PROJECT—Continued		Amount
Southwestern Division:		
Bull Shoals Lake, Ark.....		\$300,000
Greers Ferry Lake, Ark.....		200,000
McClellan-Kerr Arkansas River Navigation Systems, Ark. and Okla.....		2,500,000
Subtotal.....		3,000,000
Missouri River Division:		
Missouri River, Sioux City, Iowa to the mouth, subtotal.....		1,500,000
North Pacific Division:		
Columbia and Lower Willamette Rivers below Vancouver, Wash. and Portland, Oreg.....		199,000
Columbia River between Chinook, Wash. and Head of Sand Island.....		100,000
Coos Bay, Oreg.....		195,000
Rogue River Harbor at Gold Beach, Oreg.....		134,000
Siuslaw River, Oreg.....		174,000
Umpqua River, Oreg.....		133,000
Yaquina Bay and Harbor, Oreg.....		65,000
Subtotal.....		1,000,000
Grand total.....		22,405,000

DEPARTMENT OF THE INTERIOR

BUREAU OF RECLAMATION

GENERAL INVESTIGATIONS

Budget estimate.....	
House bill.....	
Committee recommendation.....	\$3,500,000

The Committee recommends an appropriation of \$3,500,000, an increase of \$3,500,000 over the House bill.

The funds recommended will be utilized in the continuing development of geothermal and atmospheric water resources. This type of work is very labor intensive and the additional funding will provide for increased contractor work such as steam fitting and core drilling, and the procurement of piping and related equipment and devices.

Funds provided under this appropriation are allocated as follows:

Geothermal Resource Investigation.....	\$2,000,000
Atmospheric Water Resources.....	1,500,000
Total.....	3,500,000

CONSTRUCTION AND REHABILITATION

Budget estimate.....	
House bill.....	\$9,600,000
Committee recommendation.....	42,920,000

The Committee recommends an additional appropriation of \$42,920,000, which is an increase of \$33,320,000 over the House bill.

The following table shows each project for which funds were provided in the regular appropriation bill for 1975, the House amount and the additional amount recommended by the Committee:

A total of 19 projects are recommended for increased funding rather than 8 projects provided for by the House bill.

BUREAU OF RECLAMATION, FISCAL YEAR 1975
CONSTRUCTION AND REHABILITATION

State and project (1)	Appropriation, fiscal year 1975 (2)	House bill (3)	Committee recommendation (4)
Arizona: Pacific Northwest-Pacific Southwest intertie.....	\$1,120,000		
California:			
Central Valley project:			
Sacramento River division.....	5,455,000		\$1,600,000
San Luis unit:			
Westlands distribution and drainage system.....	20,193,000		6,300,000
San Luis drain.....	1,970,000		
Relift pumping plants for distribution and drainage system.....	7,690,000		
All other San Luis unit facilities.....	1,780,000		
Subtotal, San Luis unit.....	31,633,000		7,900,000
Auburn-Folsom South Unit:			
Auburn area facilities (including Auburn Dam and Reservoir).....	12,180,000	\$6,650,000	8,650,000
Folsom South area facilities (includes Folsom South Canal).....	100,000		
Foresthill Divide area (includes Sugar Pine Dam and Reservoir).....	150,000		
Other facilities.....	520,000		
Subtotal, Auburn-Folsom South unit.....	12,950,000	6,650,000	8,650,000
Miscellaneous project programs other:			
El Dorado Irrigation District, Pecosant Oak Area, Sly Park Unit.....	2,395,000		
San Felipe Division.....	3,885,000		
Total, Central Valley project.....	57,018,000	6,650,000	21,000,000
Pacific Northwest-Pacific Southwest intertie. (See Arizona.).....			
Colorado:			
Fryingpan-Arkansas project.....	29,030,000	600,000	3,600,000

BUREAU OF RECLAMATION, FISCAL YEAR 1975—Continued

CONSTRUCTION AND REHABILITATION—Continued

State and project (1)	Appropriation, fiscal year 1975 (2)	House bill (3)	Committee recommendation (4)
Idaho:			
Rathdrum Prairie project, East Grenaares unit.....	\$3,890,000		
Teton Basin project, Lower Teton division.....	13,675,000	\$1,200,000	\$1,350,000
New Mexico: Brantley project.....	1,600,000		
Nevada: Pacific Northwest-Pacific Southwest intertie. (See Arizona.)	5,683,000		750,000
Oklahoma: Mountain Park project.....	4,535,000		110,000
Oregon: Tualatin project.....	8,649,000		
Texas: Palmetto Bend project.....			
Washington:			
Chief Joseph Dam project, Manson unit.....	2,352,000	350,000	350,000
Chief Joseph Dam project, Whitestone Coulee unit.....	1,350,000		
Columbia Basin project:			
Irrigation facilities.....	10,045,000	500,000	1,500,000
Third powerplant.....	64,555,000		10,140,000
Block 81 wasteways.....	300,000		
Total, Columbia Basin project.....	74,900,000	500,000	11,640,000
Various:			
Drainage and minor construction program:			
All-American Canal System, California.....	2,000		
Boise project, Payette division, Idaho.....	20,000		
Boulder Canyon project, Arizona-Nevada.....	27,000	100,000	100,000
Chief Joseph Dam, Greater Wenatchee, Wash.....	170,000		
Chief Joseph Dam, Foster Creek division, Washington.....	145,000		
Crooked River, Oregon.....	20,000		
Gila project, Arizona.....	335,000		

Kendrick project, Wyoming.....	56,000		
Klamath project, Oregon-California.....	1,028,000		
Lower Rio Grande, Mercedes division, Texas.....	1,200,000		
Miscellaneous engineering services, Colorado.....	31,000		
Palisades project, Idaho.....	35,000		
Parker-Davis project, Arizona-California-Nevada.....	1,116,000		
Recreation facilities at existing reservoirs, various States.....	1,241,000		
San Angelo project, Texas.....	20,000		
Washita Basin project, Oklahoma.....	40,000		
Washoe project, Nevada-California.....	4,525,000		
Weber Basin, Utah.....	40,000		
Total, drainage and minor construction.....	8,051,000	100,000	100,000
Rehabilitation and betterment of existing projects:			
Carlsbad project, New Mexico.....	505,000		
Cascade Irrigation District, Washington.....	804,000		
Crooked River project, Ochoco Irrigation District, Oregon.....	80,000		
Klamath project, Shasta View Irrigation District, Oregon-California.....	343,000		
Ogden River, Utah.....	27,000		
Rio Grande, El Paso County Improvement District No. 1, Texas.....	810,000		
Rogue River Basin, Medford and Rogue River Valley Irrigation District, Oregon.....	75,000		
Salt River project, Arizona.....	811,000		
Shoshone project, Garland division, Wyoming.....	451,000		
Solano project, California.....	75,000		
Tucumcari project, New Mexico.....	161,000		
Tumalo Irrigation District, Oregon.....	2,164,000		
Uncompahgre project, Colorado.....	194,000		
Humboldt, Nevada.....			150,000
Total, rehabilitation and betterment of existing projects.....	6,500,000		150,000
Subtotal, exclusive of Pick-Sloan Missouri Basin program.....	218,353,000	9,400,000	39,050,000

BUREAU OF RECLAMATION, FISCAL YEAR 1975—Continued

CONSTRUCTION AND REHABILITATION—Continued

State and project (1)	Appropriation, fiscal year 1975 (2)	House bill (3)	Committee recommendation (4)
PICK-SLOAN MISSOURI BASIN PROGRAM			
Colorado: Narrows unit.....	\$6,500,000		\$150,000
Montana: Canyon Ferry unit (dust abatement).....	1,190,000	\$150,000	720,000
North Dakota: Garrison diversion unit.....	13,855,000		
South Dakota: Oahe unit.....	5,535,000		
Wyoming: Riverton unit.....	1,740,000		
Various:	10,895,000		5,250,000
Transmission division.....			
Drainage and minor construction program:			
Ainsworth unit, Nebraska.....	20,000	50,000	50,000
Bostwick division, Nebraska-Kansas.....	1,398,000		
Cedar Bluff unit, Kansas.....	65,000		
East Bench unit, Montana.....	213,000		
Farwell unit, Nebraska.....	662,000		
Frenchman-Cambridge division, Nebraska.....	141,000		
Garrison diversion unit, Minot Extension, North Dakota.....	123,000		
Owl Creek unit, Wyoming.....	48,000		
Yellowtail unit, Montana-Wyoming.....	1,117,000		
Total, drainage and minor construction.....	3,787,000	50,000	50,000
Total, Pick-Sloan Missouri Basin program.....	43,502,000	200,000	6,170,000
Subtotal Construction and Rehabilitation.....	261,855,000	9,600,000	45,220,000
Subtotal, Planning.....	2,435,000		-2,300,000
Undistributed reduction based on anticipated delays.....	-20,167,000		
Total, Construction and Rehabilitation.....	244,123,000	9,600,000	42,920,000

UPPER COLORADO RIVER STORAGE PROJECT

Budget estimate.....	-----
House bill.....	-----
Committee recommendation.....	\$2,450,000

The Committee recommends an appropriation of \$2,450,000 for the Upper Colorado River Storage Project.

The Committee allowance includes an additional \$50,000 for the Curecanti Unit and \$2,400,000 for the Transmission Division.

COLORADO RIVER BASIN PROJECT

Budget estimate.....	-----
House bill.....	-----
Committee recommendation.....	\$10,400,000
<i>Appropriation to liquidate contract authority.....</i>	<i>(8,000,000)</i>

An additional appropriation of \$10,400,000 is recommended by the Committee for the Colorado River Basin Project.

The amount recommended includes \$2,400,000 in new budget authority to fund increased contractor earnings on the Central Arizona Project, and \$8,000,000 for the liquidation of contract authority in connection with the Navajo Project participating agreement.

OPERATION AND MAINTENANCE

Budget estimate.....	-----
House bill.....	\$2,300,000
Committee recommendation.....	2,300,000

The Committee recommends an appropriation of \$2,300,000, the same as the House bill.

The funds provided in this additional appropriation will provide road improvements, erosion control, replacement of wooden transmission line poles, and other activities necessary in operating and maintaining Bureau of Reclamation facilities, and thereby create additional jobs for work that must necessarily and eventually be performed.

The allocation of the funds recommended is as follows:

Project:	Amount
Columbia Basin, Wash.....	\$125,000
Hungry Horse, Mont.....	50,000
Central Valley, Calif.....	650,000
Colorado River frontwork and levee system, Arizona-California.....	450,000
Colorado Big-Thompson, Colo.....	50,000
Shoshone project, Wyoming.....	50,000
Pick-Sloan Missouri Basin program.....	675,000
Soil and moisture conservation.....	250,000
Total.....	2,300,000

LOAN PROGRAM

Budget estimate.....	-----
House bill.....	-----
Committee recommendation.....	\$1,600,000

The Committee recommends an appropriation of \$1,600,000 for the loan program.

This appropriation provides loans to non-Federal organizations for construction and rehabilitation of distribution systems and for construction of small irrigation projects.

The funds provided under this appropriation will allow acceleration work on the Pond-Poso Improvement District project to construct a water distribution system to 22,300 acres of land in California.

CHAPTER V

COMPARATIVE STATEMENT OF NEW BUDGET (OBLIGATIONAL) AUTHORITY RECOMMENDED IN THE BILL

Department or activity	Budget estimates, 1975	House bill	Amount recommended by Senate committee	Increase (+) or decrease (-), Senate bill compared with—	
				Budget estimate	House bill
CHAPTER V					
DEPARTMENT OF DEFENSE—CIVIL					
DEPARTMENT OF THE ARMY					
Corps of Engineers—Civil					
Construction, general.....	-----	\$58, 055, 000	\$226, 350, 000	+\$226, 350, 000	+\$168, 295, 000
Flood Control, Mississippi River and Tributaries.....	-----	-----	25, 000, 000	+25, 000, 000	+25, 000, 000
Operation and maintenance, general.....	-----	48, 000, 000	22, 405, 000	+22, 405, 000	-25, 595, 000
Total, Corps of Engineers, Civil.....	-----	106, 055, 000	273, 755, 000	+273, 755, 000	+167, 700, 000
DEPARTMENT OF THE INTERIOR					
BUREAU OF RECLAMATION					
General Investigations.....	-----	-----	3, 500, 000	+3, 500, 000	+3, 500, 000
Construction and Rehabilitation.....	-----	9, 600, 000	42, 920, 000	+42, 920, 000	+33, 320, 000
Upper Colorado River Storage Project.....	-----	-----	2, 450, 000	+2, 450, 000	+2, 450, 000
Colorado River Basin Project.....	-----	-----	10, 400, 000	+10, 400, 000	+10, 400, 000
Appropriation to liquidate contract authority.....	-----	-----	(8, 000, 000)	(+8, 000, 000)	(+8, 000, 000)
Operation and Maintenance.....	-----	2, 300, 000	2, 300, 000	+2, 300, 000	-----
Loan program.....	-----	-----	1, 600, 000	+1, 600, 000	+1, 600, 000
Total, Bureau of Reclamation.....	-----	11, 900, 000	55, 170, 000	+55, 170, 000	+43, 270, 000
Total, chapter V, new budget (obligational) authority.....	-----	117, 955, 000	328, 925, 000	+328, 925, 000	+210, 970, 000
Appropriation to liquidate contract authority.....	-----	-----	8, 000, 000	(+8, 000, 000)	(+8, 000, 000)

CHAPTER VI

DEPARTMENT OF COMMERCE

ECONOMIC DEVELOPMENT ADMINISTRATION

JOB OPPORTUNITIES PROGRAM

1975 presently available.....	\$125,000,000
1975 supplemental estimate.....	
House allowance.....	375,000,000
Committee recommendation.....	375,000,000

The Committee recommends \$375,000,000 for the Job Opportunities Program, the same as the House allowance and an increase of \$375,000,000 over the budget request. This amount together with the \$125,000,000 previously appropriated will provide \$500,000,000 which is the full authorization for the Job Opportunities Program included in Title X of the Public Works and Economic Development Act (Public Law 93-567, Dec. 31, 1974).

The purpose of the Job Opportunities Program is to stimulate, maintain, or expand job-creating activities in areas, both urban and rural, which are suffering from unusually high levels of unemployment. Assistance under title X is to be extended by allocating funds to departments, agencies, and instrumentalities of the Federal Government and regional commissions to be used by them in implementing or accelerating projects and programs authorized by existing law. In addition, the Secretary of Commerce is authorized to initiate programs in eligible areas.

Preliminary to the allocation of funds, the Departments and agencies of Government are required to submit proposals to the Secretary of Commerce and the Secretary of Labor for their review. As of April 17, over 18,000 proposals with a potential of 3.1 million man months of employment have been submitted to the Department of Commerce from 43 Federal agencies. Federal cost of these projects is estimated at \$3.3 billion. These projects are currently being screened with a view to selecting those proposals—(1) which will have a maximum impact on unemployment; (2) which can be initiated promptly; (3) a substantial portion of which can be completed within 12 months after the allocation is made; (4) which are not inconsistent with local comprehensive plans; and (5) which give priority to projects which are labor intensive. Based on past experience, it is estimated that at least 50,000 jobs could be created by the \$375 million provided in the bill and the \$125 million already provided.

In addition to directly providing jobs for the unemployed, this program stimulates the private sector to provide additional jobs in shipping the steel or producing the tools required to complete the projects—thus creating a ripple effect throughout the economy which will generate a multiplicity of job opportunities beyond those directly

funded in the bill. The Committee firmly believes that this program will make a significant contribution toward the objective of putting people back to work in useful, productive employment—thus paving the way to economic recovery and a restoration of the tax base that has been so badly eroded by skyrocketing unemployment.

The Committee wishes to restate its previous position that both programs—the public service jobs and the Job Opportunities Program—are needed at this time. If implemented properly, both programs could provide an immediate and major stimulus to the economy. On the other hand, the Committee emphasizes that the end objective of this program is public works type jobs and not public service type jobs which are funded in another chapter of this bill. The Committee also wishes to stress that the Secretary of Commerce has the responsibility to allocate funds for the Job Opportunities Program. The clear intent of the Committee is that these funds should be used to accelerate public works projects under the leadership of the Secretary of Commerce as provided in the authorizing legislation.

The Committee understands that the role of the Secretary of Labor, in the joint determinations he makes with the Secretary of Commerce under section 1003(e), is limited to certifying expeditiously that programs or projects meet the specified criteria.

The Committee wishes to make clear that the intent of the Senate in initiating the Title X program is that it is to be separate from CETA programs, that it is expressly under the leadership of the Secretary of Commerce, and that it ought not be delayed in implementation by involvement in the review phase with manpower programs of the Department of Labor, or any other review by any other Federal Department, Agency, Office, or Bureau.

The Committee recommends that the Secretary of Commerce, in allocating the funds, should give special emphasis to those projects designed to conserve and expand sources of energy including programs designed to strengthen the capacity of the railroads to deliver coal to the hard pressed northeastern part of the United States. The Committee has received testimony that there are over 200,000 miles of railroad tracks currently operating under some type of "slow" order because of dangerous conditions. Moreover, there are currently 25,000 railroad workers out of a job due to recession cutbacks—many of which could become reemployed in an effort to repair and maintain existing tracks on the lines covered by the Railroad Reorganization Act. It is important to note that the economic well-being of the Nation is heavily reliant on railroads which currently serve over 45,000 communities throughout the Nation; handle 60 percent of the Nation's manufactured goods; and transport 70 percent of America's coal. Consequently, the Committee directs the Secretary of Commerce—to the extent that funds are unavailable elsewhere in this bill—to consider using a reasonable amount of this appropriation for jobs for workers to repair and rebuild the Nation's railroad tracks and roadbeds.

The Committee has included the following language in the bill:

: Provided further, That \$3,000,000 shall be available until expended, and shall be transferred to "Regional Development Programs," Regional Action Planning Commissions, to carry out programs authorized by Title V of the Public Works and Economic Development Act of 1965, as amended.

The Committee directs the Secretary of Commerce to cooperate with the National Institute of Education through the Old West Regional Commission to continue support of the Mountain-Plains Education and Economic Development Program as a means of furthering economic development in that target area. The amounts provided in the Job Opportunities appropriation, along with the \$2,700,000 proposed in the 1976 budget for the National Institute of Education, Department of Health, Education, and Welfare, will provide the funding necessary for this program through Fiscal Year 1976. The Secretary should develop plans for continuing future Federal support of this project, in view of demonstrated high potential for economic development. The program is displaying outstanding characteristics as evidenced by the high rate at which families stay enrolled in the program, the high job placement rates, and most importantly, the resulting increases in income for participating families. The Committee has included the funds in this bill in order to provide a sufficient planning basis for the Secretaries of Commerce and Health, Education, and Welfare to effect an orderly transition from a demonstration research project to an ongoing operational program.

The Committee concurs with the House in recommending that \$1,120,000 of the funds appropriated under the Job Opportunities Program be available for administrative support activities by the Economic Development Administration. The funds will be used to hire 35 temporary employees to process applications, allocate the funds to other agencies, and to monitor the implementation of the program.

ECONOMIC DEVELOPMENT ASSISTANCE PROGRAMS

1975 presently available.....	\$246,950,000
1974 supplemental estimate.....	-----
House allowance.....	-----
Committee recommendation.....	163,250,000

The Committee recommends an additional \$163,250,000 for Economic Development Assistance Programs. This amount, together with the \$247 million previously appropriated for EDA programs, will provide a total of \$410 million to provide increased employment opportunities while constructing facilities of lasting value to the community as authorized by the Public Works and Economic Development Act of 1965, as amended. The funds are included in the supplemental because of the urgency of providing increased job opportunities. However, the Committee realizes that it may not be possible to obligate all of the funds before June 30, 1975 and has therefore included language in the bill to make the funds available until June 30, 1976.

The Committee has provided these additional appropriations to increase the level and effectiveness of activities of the Economic Development Administration which offer substantial employment potential. Of the total provided: \$69,000,000 is for direct and supplementary grants for public works under Title I of the PWEDA of 1965, as amended; \$58,000,000 is for business loans and guarantees under Title II; and \$36,250,000 is for Title IX.

The additional funds will provide the full authorization for these activities as contemplated in the Congressional Program of Economic Recovery and Energy Sufficiency which was formulated and transmitted to the President earlier this year.

Title I grants will make possible Federal participation in the construction of needed public works projects which will offer employment potential and improve the capacity for economic growth through the development of a structure conducive to the location of commercial and industrial enterprises. Cities and towns across the country have enormous need for community facilities. The additional funds could be used immediately by EDA by accelerating their FY 1976 project pipeline. Testimony indicates that all FY 1975 Title I funds have been earmarked by EDA. Projects being developed for the FY 1976 program could be moved up quickly for immediate processing and funding. The \$69 million included in the bill together with the \$131 million already available will provide the full authorization of \$200 million for Title I activities which will merely restore the program to the obligation level of FY 1973. In view of the inflation in the economy since 1973 and the associated decline in purchasing power of the EDA dollar, as well as the skyrocketing unemployment in the economy, it becomes obvious that restoring this program to the 1973 obligation level is the minimum level needed to deal with the staggering unemployment levels and promote economic recovery.

The Title II funds will enable EDA to finance business development projects including long-term, low interest loans and loan guarantees for fixed assets, working capital loans and loan guarantees and guarantees of lease payments for buildings and equipment.

Testimony indicates that EDA has increasingly been receiving inquiries from companies seeking financing for expansion or to retain existing employment levels—mostly from established well-rated companies cut off from conventional sources during the tight money market. Moreover, the program is designed to alleviate problems of long term employment and low income in designated areas. EDA feels that the guarantee programs can be a useful and successful method of generating jobs in eligible areas even during a recessionary period in which businesses are generally less receptive to expansion. To this extent, they assist in alleviating present unemployment problems. The \$58 million included in the bill together with the \$17 million already available will provide the full authorization of \$75 million which will merely restore the program to approximately the FY 1971 level in terms of real dollars and level of effort—a minimum level needed to deal with the enormous unemployment problem and pave the way for economic recovery.

Funds provided under Title IX will provide immediate implementation of increased community assistance for areas adversely affected by increased import competition for the creation of job opportunities in the affected areas. It is also intended that the Economic Development Administration respond more quickly in award of assistance to alleviate economic distress caused by other types of economic dislocations, such as severe changes in economic conditions, base closings and disasters. As the economy continues a down slide, with new bankruptcies each day, Title IX funding can be a counter-cyclical shot-in-the-arm to seriously sick local economies, providing funds for a range of activities including public works, business loans and guarantees, planning, technical assistance, training and other appropriate assistance, especially in areas hard hit by such economic disasters as the base closings in Rhode Island.

Based on EDA past performance, it is estimated that a \$69,000,000 public works supplemental could fund about 130 projects, ranging from cultural buildings and community centers on Indian reservations to industrial parks, sewer and water improvements, public buildings and harbor facility improvements in other areas. EDA estimates indicate that for every \$2,400 invested in Title I programs for such projects as industrial parks, one additional job opportunity will be created as the follow-on benefit. Consequently, the additional \$69 million for Title I will result in the creation of approximately 30,000 additional job opportunities. The \$58,000,000 made available under Title II could be expected to assist about 40 businesses with direct loans and 50 or more loan and lease guarantees. At an average of \$7,335 per job, the additional funds will provide an additional 8,000 opportunities. With an additional \$36,250,000 under Title IX, EDA could assist as many as 40 communities for technical assistance activities or to develop economic adjustment plans and fund the implementation of the plans of approximately 10 communities. In each case, the funds are intended to be used to meet their original purpose of providing short-term employment opportunities while constructing facilities of asting value to the community.

ADMINISTRATION OF ECONOMIC DEVELOPMENT ASSISTANCE PROGRAMS

1975 presently available.....	\$22, 900, 000
1975 supplemental estimate.....	-----
House allowance.....	-----
Committee recommendation.....	3, 500, 000

The Committee recommends \$3,500,000 for administration of economic development assistance programs, to remain available until June 30, 1976. There was no budget request and the House did not consider this item. The additional funding is required to support 116 permanent employees needed to administer the expanded economic assistance programs provided for elsewhere in this chapter of the supplemental.

REGIONAL ACTION PLANNING COMMISSION'S

REGIONAL DEVELOPMENT PROGRAMS

1975 presently available.....	\$38, 497, 000
1975 supplemental estimate.....	-----
House allowance.....	-----
Committee recommendation.....	42, 000, 000

The Committee recommends an additional \$42,000,000 for regional development programs. This amount, together with the \$38.5 million previously appropriated for this purpose will provide a total of \$80.5 million to remain available until expended to carry out the Regional Development Programs authorized by Title V of the Public Works and Economic Development Act of 1965, as amended.

The Regional Development Programs of the Department of Commerce are a Federal-State partnership in which State and Federal officials jointly plan and execute development programs to overcome economic problems in multi-state regions. There are currently seven

Regional Commissions operating under the Title V program. Forty States are presently included in Regional Commissions. Each Commission is composed of a Federal Cochairman and the Governors of the participating States. The Commissions are authorized to support a technical assistance program of planning and research, including demonstration and training projects, and a program of supplemental grants to State or local public bodies. To qualify for these supplemental grants, State and local public bodies must be financially unable to take advantage of certain Federal grant-in-aid projects for which they are otherwise eligible and qualified, or the Federal agency responsible for the project certifies that it lacks sufficient funds.

The amount provided by the Committee will provide an additional \$6 million to each of the 7 Regional Commissions and will also enable the Old West and the Pacific Northwest Regional Commissions to approach a funding level comparable to the other Commissions. The additional funds provided by the Committee will be used by the Commissions, in conjunction with States and localities, to seek solutions to current and anticipated economic problems, stressing such important areas as energy conservation and development, development of industry, transportation, and State and multistate cooperative economic planning activities.

Because the Commissions are currently operating 20% to 40% below the level of effort of recent years, it should be possible for them to develop additional technical assistance, planning and demonstration projects without delay and assist State and local governments to make full use of increases in funding for public works construction projects.

The Committee will also expect that a substantial portion of the additional funding will be used through supplemental grants to assist in the economic recovery in the construction industry which has been particularly hard hit in the current recession. Funds should be used to supplement the backlog of desirable but unfunded construction projects. In this regard, the Commissions demonstrated their capacity to respond quickly to the Job Opportunities Program authorized by Title X of the Act with hundreds of local public works projects totaling some \$300 million. However, there already exists an unfunded backlog of \$3.3 billion worth of Title X proposals against an anticipated appropriation of only \$500 million for Title X. Inasmuch as Title X appropriations are expected to fall far short of funding all worthwhile projects, it may be necessary to use some of the additional funds provided under Title V to accelerate funding of worthwhile public works projects, thus providing increased employment opportunities while constructing facilities of lasting value to the community.

RELATED AGENCIES

SMALL BUSINESS ADMINISTRATION

BUSINESS LOAN AND INVESTMENT FUND

1975 presently available.....	\$327, 500, 000
1975 supplemental estimate.....	
House allowance.....	210, 000, 000
Committee recommendation.....	210, 000, 000

The Committee concurs with the House in recommending additional capital in the amount of \$210 million for the direct loan program authorized by section 7(a) of the Small Business Act. In addition, \$150 million of unobligated balances in the Business Loan and Investment Fund is to be made available for this direct loan program. These amounts, when added to the \$40 million previously appropriated for fiscal year 1975 will provide a total of \$400 million, the full amount authorized for 7(a) direct loans in Public Law 93-386.

This program provides that funds may be loaned to business concerns which are not dominant in their fields. To such small businesses, loans may be made directly or in participation with banks or other lending institutions and must be of sound value or so secured so as reasonably to insure repayment. The interest note on a direct loan is currently 6% percent.

The history of this program indicates that for each \$10 million loaned, more than 1,500 jobs are created or retained. If such loans were made on a priority basis, giving preference to those having high employment impact, the number could rise to 3,000 jobs for each \$10 million loaned. Consequently, the number of jobs that can be maintained or provided made available in the bill could range from 60,000 to 120,000 at an average cost per job created or maintained of \$3,300 to \$6,600. Moreover, because this is a loan rather than a grant program, these costs will be repaid to the Federal Government with interest in the years ahead.

The Committee has also included language in the bill to set aside \$10 million of the total approved by the House for special low interest loans to non-profit organizations where at least 75% of the employees are handicapped or to businesses which are completely owned by handicapped persons. Previously appropriated funds in the Handicapped Loan Fund are now exhausted, leaving an approved but unfunded backlog of applications in the amount of \$3 million which cannot be supported in FY 1975 because of a lack of funding. The language in the bill would set aside \$10 million of the total appropriation for handicapped loans authorized by Section 7(h) of the Small Business Act.

For the remainder of fiscal year 1975, the 10 percent contingency reserved in the Business Loan and Investment Fund is available for administrative expenses in connection with this increased program.

DISASTER LOAN FUND

1975 presently available.....	\$110, 000, 000
1975 budget estimate.....	
House allowance.....	175, 000, 000
Committee recommendation.....	175, 000, 000

The bill includes additional capital of \$175 million for the disaster loan fund. This amount, plus \$50 million of unobligated balances in the fund, is provided for nonphysical disaster loans, for which \$110 million has already been provided for fiscal year 1975. Most of the \$110 million has already been obligated.

The nonphysical disaster loan program is for economic injury loans, primarily loans for businesses adversely affected by energy shortages. Although it is not possible to determine the number of loans that can be made with these funds or the precise number of jobs associated

with the loans, the committee believes that the funds can make a substantial contribution toward maintaining employment and providing additional jobs. The best estimate of the number of jobs which can be created or maintained with these funds is about 33,000. If the loans are made on a priority basis, using employment impact as a key factor, the number of jobs created or maintained could be as high as 68,000 at an average cost per job created or maintained of \$3,000 to \$6,000.

For the remainder of fiscal year 1975 the 10-percent contingency reserved in the disaster loan fund for administrative expenses is available for administrative expenses in connection with this increased program.

**CHAPTER VI
COMPARATIVE STATEMENT OF NEW BUDGET (OBLIGATIONAL) AUTHORITY RECOMMENDED IN THE BILL**

Department or activity	Budget estimates, 1975	Recommended in the House bill	Amount recommended by Senate committee	Increase (+) or decrease (-) compared with—	
				Budget estimate	House bill
CHAPTER VI					
DEPARTMENT OF COMMERCE					
ECONOMIC DEVELOPMENT ADMINISTRATION					
Job opportunities program.....		\$375,000,000	\$375,000,000	+	\$375,000,000
Economic development assistance programs.....		-----	163,250,000	+	163,250,000
Administration of economic development assistance programs.....		-----	3,500,000	+	3,500,000
REGIONAL ACTION PLANNING COMMISSION					
Regional development programs.....		-----	42,000,000	+	42,000,000
Total, Department of Commerce.....		-----	583,750,000	+	583,750,000
RELATED AGENCIES					
SMALL BUSINESS ADMINISTRATION					
Business loan and investment fund.....		210,000,000	210,000,000	+	210,000,000
Disaster loan fund.....		175,000,000	175,000,000	+	175,000,000
Total, Small Business Administration.....		385,000,000	385,000,000	+	385,000,000
Total, chapter VI.....		760,000,000	968,750,000	+	208,750,000

CHAPTER VII
DEPARTMENT OF THE TREASURY
OFFICE OF THE SECRETARY
SALARIES AND EXPENSES

1975 appropriation.....	\$25,850,000
House bill.....	2,000,000
Committee recommendation.....	2,000,000

The Committee recommends an appropriation of \$2,000,000 to renovate the Treasury Building Cash Room and elevators for the Bicentennial. The Treasury Building was constructed in the 1860's. Improvements to the facility must be accomplished on a continuing basis.

The Treasury Building and the Treasury Annex are special purpose buildings and all repairs and improvements to these buildings are the responsibility of the Department of the Treasury.

The health and safety of employees and visitors to the Treasury Building will be enhanced by the renovations. This appropriation will provide for additional employment for both equipment manufacturers and personnel to perform the renovations.

FEDERAL LAW ENFORCEMENT TRAINING CENTER
SALARIES AND EXPENSES

1975 appropriation.....	\$3,100,000
House bill.....	3,500,000
Committee recommendation.....	250,000

The Committee recommends an appropriation of \$250,000 for procurement of approximately 40 motor vehicles.

The consolidated Federal Law Enforcement Training Center provides the necessary facilities, equipment and administrative support for conducting basic, advanced, specialized and refresher training for law enforcement personnel of 24 participating agencies. During fiscal year 1975, it is projected that the Center will graduate over 1,700 students from the Police School, the Criminal Investigator School, and the Advanced Law Enforcement Photography School.

At present, the Center has no assigned motor vehicles but must borrow from the participating agencies. These motor vehicles are required for driver training, which is an integral part of the curriculum of the Police School and the Advanced, In-Service, Refresher and Specialized (AIRS) programs. Training is required in high speed driving, defensive driving, and skid recovery techniques.

BUREAU OF ALCOHOL, TOBACCO, AND FIREARMS

SALARIES AND EXPENSES

1975 appropriation.....	\$92,000,000
House bill.....	6,500,000
Committee recommendation.....	6,500,000

The Committee recommends an appropriation of \$6,500,000 for procurement of 831 motor vehicles and additional communications, electronic surveillance, and technical and scientific law enforcement equipment. The majority of the equipment to be procured has been deferred and its acquisition will strengthen the enforcement and regulatory capability of the Bureau.

The Bureau currently has 1,525 motor vehicles. Of this total, 890 are eligible for replacement on the basis of being 6 years old and/or exceeding 60,000 miles. The procurement of 831 vehicles at a cost of \$3,500,000 will provide for replacement of these uneconomical to continue in operation vehicles and assist in reducing unemployment in the automobile industry, which is 22 percent.

Appropriation of \$3 million for procurement of communications, electronic surveillance, and scientific and technical law enforcement equipment will enhance the investigative and intelligence efforts of the Bureau to combat the rising crime rate. It will also provide for increased employment in the industries which manufacture the equipment.

U.S. CUSTOMS SERVICE

SALARIES AND EXPENSES

1975 appropriation.....	\$284,800,000
House bill.....	52,900,000
Committee recommendation.....	24,300,000

The Committee recommends an appropriation of \$24,300,000 for procurement of motor vehicles, aircraft, specialized Customs law enforcement communications and detection equipment, and renovation and improvements to Customs facilities at airports, seaports, and border stations.

The Customs Service currently has 1,436 motor vehicles. Of this total, 460 are eligible for replacement on the basis of being 6 years old and/or exceeding 60,000 miles. The mission of the Customs Service dictates the requirement for motor vehicles to be in prime condition. The purchase of the 460 vehicles at a cost of \$2.3 million will provide for replacement of the uneconomical to continue in operation vehicles.

The 15 aircraft, estimated to cost \$6 million, will be modified with radar and forward looking infra red (FLIR) devices to assist in the Customs enforcement and interdiction efforts. Ten small naval craft would also be purchased for assistance in Customs water interdiction efforts.

A critical need of the Customs Service is for updated enforcement equipment to combat the technological advancements being made by violators of the customs laws. Funding of \$9 million for specialized customs law enforcement communications and detection equipment would greatly increase the effectiveness of the Customs Service to perform their assigned mission. Items to be purchased under this category would include the hardware for the aircraft modifications mentioned above, additional remote terminals for expansion of the

Treasury Enforcement Communications System, equipment in support of the automated data processing center to provide for an expanded workload, scientific laboratory equipment to replace outdated equipment of World War II vintage, and establishment of communications centers and networks in support of customs operations.

Facility improvements at border stations in the amount of \$5 million will improve the customs enforcement capability and facilitate timely processing of persons and vehicles. This will include improvements in safety for customs personnel and travelers and provide for increased operational effectiveness. The funding will provide for construction of primary and secondary inspection lanes for use during inclement weather and avoid extreme backups that delay inspection and lessen enforcement capabilities.

Funding in the amount of \$2 million for renovations of customs facilities at seaports and airports will provide improved capability for accomplishment of inspection, revenue collection and enforcement missions, and assist the trade community and the traveling public.

The programs above will enhance the overall operating efficiency and effectiveness of the U.S. Customs Service—our first line of defense against the ever-increasing smuggling of contraband—and provide for increased employment in industries which are currently experiencing reduced demand and high unemployment rates.

CONSTRUCTION, BORDER STATIONS

1975 appropriations.....	0
House bill.....	\$3,175,000
Committee recommendation.....	3,175,000

The Committee recommends an appropriation of \$3,175,000 for construction projects at 21 locations under the joint control of the Customs Service and the Immigration and Naturalization Service.

The construction projects are primarily oriented toward rural border stations where personnel must perform their inspection duties under extreme climate conditions in facilities which often lack adequate lighting, heating, and insulation. It is anticipated that design work can be accomplished and actual construction initiated prior to the end of fiscal year 1975. Employment opportunities will be enhanced in the construction industry in the rural areas involved.

INTERNAL REVENUE SERVICE

ACCOUNTS, COLLECTION, AND TAXPAYER SERVICE

1975 appropriation.....	\$712,600,000
House bill.....	5,000,000
Committee recommendation.....	5,000,000

The Committee recommends an appropriation of \$5 million to purchase automated data processing equipment, which is presently leased at an annual cost of \$1,500,000.

The equipment is used in the Internal Revenue Service Centers for processing of an ever-increasing number of taxpayer returns. It is projected 122 million returns will be processed in fiscal year 1975. For an effective tax system, it is vitally important to maintain a sound computer capability. In addition, this appropriation will provide for increased employment in the computer manufacturing industry.

COMPLIANCE

1975 appropriation-----	\$791, 000, 000
House bill-----	400, 000
Committee recommendation-----	400, 000

The Committee recommends an appropriation of \$400,000 for purchase of 100 motor vehicles. These vehicles are primarily used by Internal Revenue Service agents assigned responsibility for detecting and correcting noncompliance with the tax laws.

The Internal Revenue Service has 977 motor vehicles. Of this total, 208 are eligible for replacement on the basis of being 6 years old and/or exceeding 60,000 miles. Purchase of 100 replacement automobiles will provide for improved safety and welfare of agents engaged in furtherance of the compliance mission and provide employment in the automobile industry.

U.S. SECRET SERVICE

SALARIES AND EXPENSES

1975 appropriation-----	\$79, 300, 000
House bill-----	6, 500, 000
Committee recommendation-----	3, 600, 000

The Committee recommends an appropriation of \$3,600,000. This appropriation will provide for purchase of 417 motor vehicles at a cost of \$2.1 million and \$1.5 million for additional electronic, technical, and security law enforcement equipment.

The Secret Service has 1,029 motor vehicles. Of this total, 417 are eligible for replacement on the basis of being 6 years old and/or exceeding 60,000 miles. The automobiles are necessary for maximum mobility to assure coverage for the investigative and protective missions.

The additional electronic, technical, and security law enforcement equipment is required for the increasing role which the Secret Service is experiencing as a protective force. In addition to the activities of the Executive Protective Service in the Washington, D.C. area, the Service continues to provide security for several missions to the United Nations in New York City. During fiscal year 1974, the Secret Service planned and executed security arrangements for 160 visits of foreign dignitaries to the United States and 11 visits of representatives of the United States performing special missions in foreign countries. It is anticipated that protective requirements of this nature will continue to increase in the future.

U.S. POSTAL SERVICE

PAYMENT TO THE POSTAL SERVICE FUND

1975 appropriation-----	¹ \$1, 830, 656, 000
House bill-----	900, 000, 000
Committee recommendation-----	0

¹ Includes \$280,656,000 appropriated under Public Law 93-554.

The Committee recommends denial of additional funding for the U.S. Postal Service. The House bill provides \$900 million for 39,000 additional motor vehicles, improvements and expansion of the working conditions improvement program, expansion of the small facility program, and procurement of various equipment for increased mechanization of mail processing and improvements in customer service.

On July 1, 1971, the U.S. Postal Service was established as an independent agency to process the mail. The Postal Reorganization Act (Public Law 91-375) envisioned the modern business corporation would achieve a break-even business by 1976, and postal service would be improved. However, since that time, costs are up—and scheduled to go higher—service is down, and labor problems continue to occur.

Since approval of the Postal Reorganization Act the Congress has approved funding for three transitional expense items only. Funding has been provided on a phased schedule to subsidize the Postal Service as a public service measure pending attainment of a break-even position; to reimburse the Postal Service for revenue foregone for special rates established by legislation; and for the unfunded liability of the Postal Service to the Civil Service Retirement and Disability Fund.

The \$900 million recommended in the House bill does not qualify under these transitional expenses. Appropriation of these funds would be tantamount to an additional subsidy to the capitalization of the Postal Service.

INDEPENDENT AGENCIES

GENERAL SERVICES ADMINISTRATION

FEDERAL BUILDINGS FUND

CONSTRUCTION

1975 appropriation-----	1 0
House bill-----	\$25, 000, 000
Committee recommendation-----	25, 000, 000

¹ \$25,000,000 limitation on availability of revenue.

The Committee recommends an appropriation of \$25 million to the Federal Buildings Fund for use in construction of seven joint Customs Service/Immigration and Naturalization Service Boarder Stations. It is the view of the Committee that facilities currently available do not adequately provide for effective and efficient inspection services at our borders.

The funding recommended will provide the total obligational authority necessary to perform all phases of the project—from site acquisition, through project design to construction completion. A detailed listing of the projects and their location is included in the bill.

These facilities will improve the capability of the United States Government to assure adequate border surveillance and control. Additional employment will be provided in the construction industry.

ALTERATIONS AND MAJOR REPAIRS

1975 appropriation-----	1 0
House bill-----	\$340, 000, 000
Committee recommendation-----	340, 000, 000

¹ \$98,000,000 limitation on availability of revenue.

The Committee recommends an appropriation of \$340 million for alterations and major repairs of Government-owned and leased buildings under the General Services Administration.

The overall appearance, state of repair, and operating efficiency of Federal facilities are important in carrying out a priority program with primary consideration given to repairs to prevent deterioration and damage to buildings, their support systems and necessary operating equipment. Such repairs affect the efficient and economic use of space and the continuity of building operations, and they affect a major goal of this essential Federal buildings fund activity, which is to provide commercially equivalent space and services to tenant agencies.

The alterations and major repairs activity is comprised of six program areas: (1) basic work to correct deterioration and malfunctions; (2) improvement of space to promote utilization; (3) special fire prevention, life safety and property protection; (4) special aids for the handicapped; (5) special environmental protection measures; and (6) special energy conservation measures.

The funding for alterations and major repairs will be spread throughout the United States and provide for increased employment while at the time improving operational effectiveness and protection of the Government's investment in its facilities.

REAL PROPERTY OPERATIONS

1975 appropriation.....	10
House bill.....	\$100,000,000
Committee recommendation.....	75,000,000

¹ \$351,000,000 limitation on availability of revenue.

The Committee recommends an appropriation of \$75 million to the Federal Buildings Fund for operation of Government-owned facilities under the jurisdiction of the General Services Administration and leased space where the terms of the lease do not require the lessor to furnish these services.

Services included in building operations are cleaning, protection, maintenance, payment for utilities, and other miscellaneous activities such as grounds maintenance, sidewalks and roadway repairs and policing, elevator operations, minor moving and day-to-day servicing of tenants' needs. The space, operations, and services referred to above are furnished by GSA to its tenant agencies in return for payment of the standard level user charge just as in the private sector tenants pay rent for space and services provided by private lessors.

The funding will enable the General Services Administration to provide building operations services to user agencies without any increase in the standard level user charge. Employment will be increased in the custodial, maintenance, and protective trades, and safety and health conditions of Federal workers and visitors will be improved.

GENERAL SUPPLY FUND

1975 appropriation.....	0
House bill.....	\$280,000,000
Committee recommendation.....	66,100,000

The Committee recommends an appropriation of \$66,100,000 to the general supply fund for procurement of 18,864 motor vehicles. The House bill provides \$280 million for procurement of 80,000 motor vehicles to convert the General Services Administration fleet of vehicles to compact sedans and light trucks.

Motor pool vehicle services are provided to Government agencies through a system of interagency motor pools on both an assigned and dispatched basis. There are 102 interagency motor pools spread throughout the country and the fleet has 70,435 vehicles.

Of the vehicles currently in the fleet, 18,864 are eligible for replacement on the basis of being 6 years old and/or having 60,000 miles. By the end of fiscal year 1975, it is projected that one-half of the vehicles would be eligible for replacement. These vehicles are generally uneconomical to continue in operation. Replacement of these vehicle with compact sedans and light trucks will provide for increased fuel conservation and lower maintenance costs. However, the Committee recommends this conversion to compact sedans and light trucks be accomplished as the vehicles reach eligibility for replacement. In establishing his purchasing criteria, the Administrator shall give great weight to procuring vehicles which attain good fuel economy commensurate with their intended use. The Administrator is further requested to provide the committee with a report specifically indicating the fuel economy rating of those vehicles procured and compare with the rating of the vehicles being replaced.

The Committee believes that replacement of the 18,864 compact sedans and light trucks will provide for increased employment and be a direct economic stimulus to the automotive industry, which currently has an unemployment rate of 22 percent.

CHAPTER VII

COMPARATIVE STATEMENT OF NEW BUDGET (OBLIGATIONAL) AUTHORITY RECOMMENDED IN THE BILL

Department or activity	Budget estimates, 1975	House bill	Amount recommended by Senate committee	Increase (+) or decrease (-), Senate bill compared with—	
				Budget estimate	House bill
DEPARTMENT OF THE TREASURY					
Office of the Secretary.....	-----	\$2,000,000	\$2,000,000	+\$2,000,000	-----
Federal Law Enforcement Training Center, salaries and expenses.....	-----	3,500,000	250,000	+250,000	-\$3,250,000
(8) Bureau of Alcohol, Tobacco, and Firearms.....	-----	6,500,000	6,500,000	+6,500,000	-----
U.S. Customs Service:					
Salaries and expenses.....	-----	52,900,000	24,300,000	+24,300,000	-28,600,000
Construction, border stations.....	-----	3,175,000	3,175,000	+3,175,000	-----
Internal Revenue Service:					
Accounts, collection and taxpayer service.....	-----	5,000,000	5,000,000	+5,000,000	-----
Compliance.....	-----	400,000	400,000	+400,000	-----
U.S. Secret Service.....	-----	6,500,000	3,600,000	+3,600,000	-2,900,000
Total, Treasury Department.....	-----	79,975,000	45,225,000	+45,225,000	-34,750,000

CHAPTER VII—Continued

COMPARATIVE STATEMENT OF NEW BUDGET (OBIGATIONAL) AUTHORITY RECOMMENDED IN THE BILL—Con.

Department or activity	Budget estimates, 1975	House bill	Amount recommended by Senate committee	Increase (+) or decrease (-), Senate bill compared with—	
				Budget estimate	House bill
U.S. POSTAL SERVICE					
Payment to the Postal Service Fund.....		900, 000, 000			-900, 000, 000
INDEPENDENT AGENCIES					
GENERAL SERVICES ADMINISTRATION					
Federal Buildings Fund:					
Construction.....		25, 000, 000	25, 000, 000	+25, 000, 000	
Alteration and major repairs.....		340, 000, 000	340, 000, 000	+340, 000, 000	
Real property operations.....		100, 000, 000	75, 000, 000	+75, 000, 000	-25, 000, 000
Total, Federal buildings fund.....		465, 000, 000	440, 000, 000	+440, 000, 000	-25, 000, 000
General Supply Fund.....		280, 000, 000	66, 100, 000	+66, 100, 000	-213, 900, 000
Total, General Services Administration.....		745, 000, 000	506, 100, 000	+506, 100, 000	-238, 900, 000
Total, Chapter VII.....		1, 724, 975, 000	551, 325, 000	+551, 325, 000	-1, 173, 650, 000

CHAPTER VIII

DEPARTMENT OF TRANSPORTATION

FEDERAL RAILROAD ADMINISTRATION

RAILROAD IMPROVEMENT AND EMPLOYMENT

Budget request.....	-----
House bill.....	-----
Committee recommendation.....	\$700, 000, 000

The Committee recommends \$700,000,000 to provide Federal financial assistance to railroads for repairing, rehabilitating, and improving rail rights-of-way and facilities. These funds have been added in the anticipation of rapid action by the Congress in completing action on the necessary authorizations for such a program. This committee has worked closely with the Senate Public Works and Commerce Committees in developing this proposal. We have been assured that the Commerce Committee will hold hearings soon and Senate action on a bill is expected shortly thereafter. Similar rapid action is anticipated in the House.

The Committee has not followed the usual practice of awaiting action on the authorization bill prior to making appropriations because the Committee is extremely concerned about the sharp drop in employment that has occurred in the railroad industry, especially among those employees who are engaged in maintenance-of-way. This basic transportation industry—which has been financially distressed for some years—has been severely affected by the economic recession. Carloadings are down 16% from last year. This has forced the industry to reduce employment and to curtail its maintenance program even more in order to conserve cash. The sharp drop in employment is resulting in a rapidly deteriorating physical plant. The result will be poorer service to the shipper and more importantly less safe operating conditions. If we are to stem this deterioration, urgent and immediate action is required.

The railroad industry is an essential element of this Nation's transportation infrastructure. It carries nearly 40% of all freight traffic. The railroad industry continues to carry the major share of our raw commodities and bulk manufactured goods. For example, over ¾ of the coal and 70% of the automobiles manufactured in this country are moved by rail, as well as 78% of all lumber and wood materials, 60% of chemicals, 60% of raw metal products, 71% of pulp and paper goods, and 66% of the Nation's food.

This Committee envisions this action as an interim, emergency measure to deal with these problems. The program, which is not intended as a long-term solution to the problems confronting the railroad industry, has two objectives. First, the reemployment of persons already laid-off in the railroad industry, as well as increasing

job opportunities in the industry for additional employees and, secondly, the rehabilitation of railroad roadbeds and facilities that are in critical need of repair. Of the funds included in this bill, \$600,000,000 would permit the Secretary of Transportation to make funds available to the railroad to rehire all recently furloughed maintenance-of-way employees so that the number of such workers returns to the level that prevailed in corresponding periods of last year, as well as to permit the railroads to make applications to the Secretary for funds to undertake additional rehabilitation programs on key railroad segments of national interest. The bill also provides for \$100,000,000 for financial assistance either in the forms of loans, loan guarantees, or grants for the purchase of the materials required to undertake right-of-way rehabilitation. These latter funds are available only when a railroad does not have its own financial resources to procure the necessary materials.

The combined use of these funds for labor and materials will make the program available to all railroads including the bankrupts and near bankrupts. For example, the Committee expects the funds to provide railroads such as the Rock Island and Chicago & Northwestern with critical resources to repair and upgrade many of their routes.

It is the Committee's intention that the program funds be utilized for high payoff, high priority rehabilitation efforts and that such programs be in accord with Department of Transportation established criteria, including safety factors.

Further, in order that the funds should be immediately available for creation of employment opportunities, the Committee recommends that any substantive legislation and resulting Executive regulations provide for a streamlined grant delivery mechanism which would enable funds to flow from the Secretary of Transportation to the railroads in the most efficient manner practicable with a minimum of bureaucracy and red tape.

The Committee expects the Department of Transportation to initiate this program rapidly to ensure that workers return to their jobs quickly and the deterioration of the Nation's railroad plant is halted. Toward this end, the Committee specifically instructs the Department to issue program regulations quickly and to keep these regulations simple. In drafting its regulations, the Department should concentrate on the following points: namely, that the industry in aggregate continues to maintain a level of effort in right-of-way rehabilitation consistent with the levels of previous years; that the industry make a substantial contribution to this program by utilizing the rails, ties, and rehabilitation materials now available in inventories and that it pay overhead costs involved in the execution of this program.

Within the \$700,000,000 appropriation, \$7,000,000 is available for administrative expenses. In order to meet the objectives of this program, the Department will have to mobilize the necessary administrative resources rapidly.

The Committee recommends that the Secretary of Transportation, in allocating the funds, give special emphasis to those projects designed to conserve and expand sources of energy including programs designed to strengthen the capacity of the railroads to deliver coal to the hard-pressed Northeastern United States.

RELATED AGENCIES

UNITED STATES RAILWAY ASSOCIATION

ADMINISTRATIVE EXPENSES

Budget request.....	\$5,000,000
House allowance.....	5,000,000
Committee recommendation.....	5,000,000

The Committee recommends concurrence with the House allowance of the full budget request of \$5 million to cover the administrative expenses of the United States Railway Association for the balance of fiscal 1975. Testimony by the Association indicated that in order to continue to meet its payroll costs as well as enter into further outside contracts for studies required to be conducted under the Regional Rail Reorganization Act, these funds are necessary at the earliest possible date. Included in the remaining work to be done by the Association are the property evaluation studies on which the financial projections for the proposed Conrail system will rest. Also, the Association will need to refine its proposals to take into consideration such matters as the inclusion of the Erie-Lackawanna Railroad into its final system plan.

Public hearings on the Association's Preliminary System Plan, which was submitted to the Congress on February 26, are now under way by the Interstate Commerce Commission's Rail Services Planning Office. The Association must be in a position to evaluate proposed changes to its preliminary plan which may result from those hearings and incorporate any changes into its final system plan which is to be submitted to Congress on July 26.

**CHAPTER VIII
COMPARATIVE STATEMENT OF NEW BUDGET (OBLIGATIONAL) AUTHORITY RECOMMENDED IN THE BILL**

Department or activity	Budget estimates, 1975	Recommended in the House bill	Amount recommended by Senate committee	Increase (+) or decrease (-), Senate bill compared with—	
				Budget estimate	House bill
CHAPTER VIII					
DEPARTMENT OF TRANSPORTATION					
Federal Railroad Administration.....			\$700, 000, 000	+\$700, 000, 000	+\$700, 000, 000
RELATED AGENCY					
U.S. Railway Association.....	\$5, 000, 000	\$5, 000, 000	5, 000, 000	-----	-----
Total, Chapter VIII: New budget (obligational) authority.....	5, 000, 000	5, 000, 000	705, 000, 000	+700, 000, 000	+700, 000, 000

EMERGENCY EMPLOYMENT APPROPRIATIONS FOR THE
FISCAL YEAR ENDING JUNE 30, 1975

MAY 12, 1975.—Ordered to be printed

Mr. MAHON, from the committee of conference,
submitted the following

CONFERENCE REPORT

[To accompany H.R. 4481]

The committee of conference on the disagreeing votes of the two Houses on the amendments of the Senate to the bill (H.R. 4481) making emergency employment appropriations for the fiscal year ending June 30, 1975, and for other purposes, having met, after full and free conference, have agreed to recommend and do recommend to their respective Houses as follows:

That the Senate recede from its amendments numbered 14, 16, 17, 18, 31, 44, and 45.

That the House recede from its disagreement to the amendments of the Senate numbered 1, 11, 13, 28, 29, 30, 32, 41, 42, 43, 46, 47, 51, 53, 54, 55, 56, 59, 60, and 62, and agree to the same.

Amendment numbered 3:

That the House recede from its disagreement to the amendment of the Senate numbered 3, and agree to the same with an amendment as follows:

In lieu of the sum proposed by said amendment insert \$23,066,000; and the Senate agree to the same.

Amendment numbered 5:

That the House recede from its disagreement to the amendment of the Senate numbered 5, and agree to the same with an amendment as follows:

In lieu of the sum proposed by said amendment insert \$26,880,000; and the Senate agree to the same.

Amendment numbered 7:

That the House recede from its disagreement to the amendment of the Senate numbered 7, and agree to the same with an amendment as follows:

In lieu of the sum proposed by said amendment insert \$13,900,000; and the Senate agree to the same.

Amendment numbered 10:

That the House recede from its disagreement to the amendment of the Senate numbered 10, and agree to the same with an amendment as follows:

In lieu of the sum proposed by said amendment insert \$7,500,000; and the Senate agree to the same.

Amendment numbered 15:

That the House recede from its disagreement to the amendment of the Senate numbered 15, and agree to the same with an amendment as follows:

In lieu of the sum proposed by said amendment insert \$19,500,000; and the Senate agree to the same.

Amendment numbered 19:

That the House recede from its disagreement to the amendment of the Senate numbered 19, and agree to the same with an amendment as follows:

In lieu of the sum proposed by said amendment insert \$17,676,000; and the Senate agree to the same.

Amendment numbered 20:

That the House recede from its disagreement to the amendment of the Senate numbered 20, and agree to the same with an amendment as follows:

In lieu of the matter proposed by said amendment insert:

NATIONAL FOUNDATION ON THE ARTS AND THE HUMANITIES

SALARIES AND EXPENSES

For an additional amount for "Salaries and expenses", \$3,000,000, to remain available until October 31, 1975, of which \$2,000,000 shall be for the National Endowment for the Arts and \$1,000,000 shall be for the National Endowment for the Humanities.

And the Senate agree to the same.

Amendment numbered 21:

That the House recede from its disagreement to the amendment of the Senate numbered 21, and agree to the same with an amendment as follows:

In lieu of the sum proposed by said amendment insert \$458,050,000; and the Senate agree to the same.

Amendment numbered 22:

That the House recede from its disagreement to the amendment of the Senate numbered 22, and agree to the same with an amendment as follows:

In lieu of the sum proposed by said amendment insert \$30,000,000; and the Senate agree to the same.

Amendment numbered 27:

That the House recede from its disagreement to the amendment of the Senate numbered 27, and agree to the same with an amendment as follows:

In lieu of the matter proposed by said amendment insert:

RELATED AGENCIES

COMMUNITY SERVICES ADMINISTRATION

COMMUNITY SERVICES PROGRAM

For carrying out activities authorized by section 222(a)(13) of the Economic Opportunity Act of 1964, as amended (42 U.S.C. 2701, et seq.) \$15,300,000.

And the Senate agree to the same.

Amendment numbered 38:

That the House recede from its disagreement to the amendment of the Senate numbered 38, and agree to the same with an amendment as follows:

In lieu of the sum named by said amendment insert \$81,625,000; and the Senate agree to the same.

Amendment numbered 39:

That the House recede from its disagreement to the amendment of the Senate numbered 39, and agree to the same with an amendment as follows:

In lieu of the sum named by said amendment insert \$1,750,000; and the Senate agree to the same.

Amendment numbered 40:

That the House recede from its disagreement to the amendment of the Senate numbered 40, and agree to the same with an amendment as follows:

In lieu of the sum named by said amendment insert \$21,000,000; and the Senate agree to the same.

Amendment numbered 48:

That the House recede from its disagreement to the amendment of the Senate numbered 48, and agree to the same with an amendment as follows:

In lieu of the matter stricken and inserted by said amendment insert: *five hundred and twenty nine*; and the Senate agree to the same.

Amendment numbered 49:

That the House recede from its disagreement to the amendment of the Senate numbered 49, and agree to the same with an amendment as follows:

In lieu of the sum proposed by said amendment insert \$5,050,000; and the Senate agree to the same.

Amendment numbered 50:

That the House recede from its disagreement to the amendment of the Senate numbered 50, and agree to the same with an amendment as follows:

Restore the matter stricken by said amendment amended to read as follows:

UNITED STATES POSTAL SERVICE

PAYMENT TO THE POSTAL SERVICE FUND

For an additional amount for "Payment to the Postal Service Fund", pursuant to 39 U.S.C. 2004, \$100,000,000.

And the Senate agree to the same.

Amendment numbered 52:

That the House recede from its disagreement to the amendment of the Senate numbered 52, and agree to the same with an amendment as follows:

In lieu of the matter proposed by said amendment insert: , to remain available until September 30, 1976; and the Senate agree to the same.

Amendment numbered 57:

That the House recede from its disagreement to the amendment of the Senate numbered 57, and agree to the same with an amendment as follows:

In lieu of the matter proposed by said amendment insert:

The aggregate amount made available in the Treasury, Postal Service and General Government Appropriation Act, 1975, for real property management and related activities is increased to \$1,429,847,800 and the amount provided in such Act in excess of which revenues, collections and other sums accruing to the fund (excluding reimbursements pursuant to 40 U.S.C. 490(f)(6)) shall be deposited in miscellaneous receipts is increased to \$1,508,847,800.

And the Senate agree to the same.

The committee of conference report in disagreement amendments numbered 2, 4, 6, 8, 9, 12, 23, 24, 25, 26, 33, 34, 35, 36, 37, 58, and 61.

GEORGE MAHON,
JAMIE L. WHITTEN,
ROBERT L. F. SIKES,
OTTO E. PASSMAN,
JOE L. EVINS,
EDWARD P. BOLAND,
DANIEL J. FLOOD,
TOM STEED,
JOHN M. SLACK,
JOHN J. McFALL,
SIDNEY R. YATES,
SILVIO O. CONTE (except
Amendment No. 61),
Managers on the Part of the House.

JOHN L. McCLELLAN,
WARREN G. MAGNUSON,
JOHN C. STENNIS,
JOHN O. PASTORE,
ROBERT C. BYRD,
JOSEPH M. MONTROYA,
BIRCH BAYH,
MILTON R. YOUNG,
CLIFFORD P. CASE,
EDWARD W. BROOKE,
MARK O. HATFIELD,
CHARLES McC. MATHIAS, Jr.,
TED STEVENS,
Managers on the Part of the Senate.

JOINT EXPLANATORY STATEMENT OF THE COMMITTEE ON CONFERENCE

The managers on the part of the House and the Senate at the conference on the disagreeing votes of the two Houses on the amendments of the Senate to the bill (H.R. 4481) making emergency appropriations for the fiscal year ending June 30, 1975, and for other purposes, submit the following joint statement to the House and the Senate in explanation of the effect of the action agreed upon by the managers and recommended in the accompanying conference report:

CHAPTER II

ENVIRONMENTAL PROTECTION AGENCY

ABATEMENT AND CONTROL

Amendment No. 1: Appropriates \$175,000 for administering the waste treatment grant program as proposed by the Senate instead of \$350,000 as proposed by the House.

CHAPTER III

DEPARTMENT OF THE INTERIOR

BUREAU OF LAND MANAGEMENT

Amendment No. 2: Reported in technical disagreement. The managers on the part of the House will offer a motion to recede and concur in the amendment of the Senate which provides that the appropriation for management of lands and resources shall remain available until October 31, 1975.

U.S. FISH AND WILDLIFE SERVICE

Amendment No. 3: Appropriates \$23,066,000 for construction and anadromous fish instead of \$21,496,000 as proposed by the House and \$24,647,000 as proposed by the Senate. The managers on the part of the House and the Senate are in agreement that the funds provided in this appropriation include urgently needed rehabilitation work at the Lee-town National Fish Hatchery, W. Va.

NATIONAL PARK SERVICE

Amendment No. 4: Reported in technical disagreement. The managers on the part of the House will offer a motion to recede and concur in the amendment of the Senate which provides that the appropriation

for operation of the national park system shall remain available until October 31, 1975.

Amendment No. 5: Appropriates \$26,880,000 for planning and construction instead of \$22,100,000 as proposed by the House and \$29,361,000 as proposed by the Senate. The managers on the part of the House and Senate are in agreement that within the total amount provided, \$2,300,000 shall be available to assist the towns of Harpers Ferry and Bolivar, W. Va., in the construction of a sewage system and treatment plant.

Amendment No. 6: Reported in technical disagreement. The managers on the part of the House will offer a motion to recede and concur in the amendment of the Senate which provides that \$2,300,000 in the appropriation for planning and construction be available to assist in constructing a sewage system and treatment plant in cooperation with the towns of Harpers Ferry and Bolivar, W. Va., to serve such towns and the Harpers Ferry National Historical Park.

Amendment No. 7: Appropriates \$13,900,000 for road construction (liquidation of contract authority) instead of \$12,700,000 as proposed by the House and \$14,650,000 as proposed by the Senate. The increase over the amount provided by the House includes \$450,000 for continued planning and construction for Section 3-C of the Natchez Trace Parkway, Miss.

GEOLOGICAL SURVEY

Amendment No. 8: Reported in technical disagreement. The managers on the part of the House will offer a motion to recede and concur in the amendment of the Senate with an amendment which provides \$750,000 for surveys, investigations, and research, instead of \$1,500,000 as proposed by the Senate. The managers on the part of the Senate will move to concur in the amendment of the House to the amendment of the Senate.

MINING ENFORCEMENT AND SAFETY ADMINISTRATION

Amendment No. 9: Reported in technical disagreement. The managers on the part of the House will offer a motion to recede and concur in the amendment of the Senate with an amendment which provides \$1,250,000 for salaries and expenses instead of \$2,775,000 as proposed by the Senate. The managers on the part of the Senate will move to concur in the amendment of the House to the amendment of the Senate. The funds provided include \$400,000 for construction of general purpose space requirements at Princeton, W. Va.; \$250,000 for construction of general purpose space requirements at Pineville, W. Va.; and \$600,000 for an illumination laboratory at Beckley, W. Va.

BUREAU OF INDIAN AFFAIRS

Amendment No. 10: Appropriates \$7,500,000 for operation of Indian programs instead of \$5,000,000 as proposed by the House and \$10,000,000 as proposed by the Senate. The \$2,500,000 increase over the amount proposed by the House is for Indian housing construction and rehabilitation.

Amendment No. 11: Provides that funds included in the appropriation for operation of Indian programs shall remain available until October 31, 1975, as proposed by the Senate.

RELATED AGENCIES

DEPARTMENT OF AGRICULTURE

FOREST SERVICE

Amendment No. 12: Reported in technical disagreement. The managers on the part of the House will offer a motion to recede and concur in the amendment of the Senate which provides that the appropriation for forest protection and utilization shall remain available until October 31, 1975.

Amendment No. 13: Appropriates \$56,580,000 for forest land management as proposed by the Senate instead of \$56,080,000 as proposed by the House.

Amendment No. 14: Deletes the appropriation for forest research which was proposed by the Senate.

Amendment No. 15: Appropriates \$19,500,000 for construction and land acquisition instead of \$18,000,000 as proposed by the House and \$21,000,000 as proposed by the Senate.

Amendment No. 16: Appropriates \$10,000,000 for the Youth Conservation Corps as proposed by the House instead of \$15,000,000 as proposed by the Senate.

Amendment No. 17: Provides that \$5,000,000 of the appropriation for the Youth Conservation Corps shall be available to the Secretary of the Interior as proposed by the House instead of \$7,500,000 as proposed by the Senate.

Amendment No. 18: Provides that \$5,000,000 of the appropriation for the Youth Conservation Corps shall be available to the Secretary of Agriculture as proposed by the House instead of \$7,500,000 as proposed by the Senate.

DEPARTMENT OF HEALTH, EDUCATION, AND WELFARE

INDIAN HEALTH SERVICE

Amendment No. 19: Appropriates \$17,676,000 for Indian health facilities instead of \$12,574,000 as proposed by the House and \$22,453,000 as proposed by the Senate. This appropriation will provide \$3,676,000 for maintenance and repair of facilities and \$14,000,000 for sanitation systems. The managers on the part of the House and the Senate are in agreement that \$724,000 of this appropriation shall be available for staff housing at the Lame Deer Health Clinic, Montana.

NATIONAL FOUNDATION ON THE ARTS AND THE HUMANITIES

Amendment No. 20: Appropriates \$3,000,000 for salaries and expenses instead of \$5,000,000 as proposed by the Senate. The amount

provided includes \$2,000,000 for the National Endowment for the Arts and \$1,000,000 for the National Endowment for the Humanities.

CHAPTER IV

DEPARTMENT OF LABOR

MANPOWER ADMINISTRATION

Amendment No. 21: Appropriates \$458,050,000 for "Comprehensive manpower assistance," instead of \$412,700,000 as proposed by the House and \$502,300,000 as proposed by the Senate. The increase over the amount proposed by the House includes \$43,650,000 for the summer youth employment program and \$1,700,000 for the summer youth transportation program.

The Department is expected to distribute funds for the summer youth employment program according to the formula under Title I of the Comprehensive Employment and Training Act, adjusted to insure that no area receives less enrollment opportunities from this source than were provided for the summer of 1974. The Department shall not require prime sponsors to provide matching funds for any part of these supplemental summer youth employment funds.

Amendment No. 22: Appropriates \$30,000,000 for "Community service employment for older Americans" instead of \$24,000,000 as proposed by the House and \$36,000,000 as proposed by the Senate.

Amendment No. 23: Reported in technical disagreement. The managers on the part of the House will move to recede and concur in the Senate amendment which provides that notwithstanding any other provision in law, amounts contained herein, together with amounts heretofore appropriated for "Community service employment for older Americans" may be expended to continue projects now being conducted as part of the National Operation Mainstream program authorized by title III of the Comprehensive Employment and Training Act of 1973 (Public Law 93-203).

DEPARTMENT OF HEALTH, EDUCATION, AND WELFARE

HEALTH SERVICES ADMINISTRATION

Amendment No. 24: Reported in technical disagreement. The managers on the part of the House will move to recede and concur in the Senate amendment which adds a new paragraph for "Health services," authorizing the Secretary of Health, Education, and Welfare to hire and assign not to exceed 146 additional health professionals to serve in the National Health Service Corps.

OFFICE OF EDUCATION

Amendment No. 25: Reported in technical disagreement. The managers on the part of the House will offer a motion to recede and concur

in the Senate amendment which inserts language under "Higher education," providing that any amounts appropriated for basic opportunity grants for the fiscal year ending June 30, 1974, which are in excess of the amount required to meet the payment schedule announced for the academic year 1974-75, shall remain available for payments under the payment schedule announced for the academic year 1975-76.

SOCIAL AND REHABILITATION SERVICE

Amendment No. 26: Reported in technical disagreement. The managers on the part of the House will move to recede and concur in the Senate amendment, which appropriates \$70,000,000 for "Work incentives," as proposed by both the House and the Senate, and revises the appropriation language to provide that the funds may be used for payments to States for the current fiscal year and for any period in the prior fiscal year provided the prior fiscal year expenditures are claimed on quarterly statements of expenditures received by the Secretary of Health, Education, and Welfare prior to February 1, 1975.

RELATED AGENCIES

COMMUNITY SERVICES ADMINISTRATION

Amendment No. 27: Appropriates \$15,300,000 for "Community services program," instead of \$39,000,000 proposed by the Senate. The House bill provided no appropriations for this purpose. The entire amount agreed upon by the conferees is to be used for the summer youth recreation program. The conferees are agreed that appropriations for the emergency energy conservation services program and the national summer youth sports program will be included in the Second Supplemental Appropriations Bill (H.R. 5899).

CHAPTER V

DEPARTMENT OF DEFENSE—CIVIL

DEPARTMENT OF THE ARMY

Corps of Engineers—Civil

Construction, general

Amendment No. 28: Appropriates \$226,350,000 as proposed by the Senate instead of \$58,055,000 as proposed by the House.

The conferees are agreed that recreation development at completed projects authorized prior to 1965 should be 100 percent federally financed.

The funds appropriated under this heading are to be allocated as shown in the following tabulation:

CORPS OF ENGINEERS, FISCAL YEAR 1975

Construction, General

State and project	Conference allowance
Alabama:	
(R) John Hollis Bankhead lock and dam	\$100,000
(MP) Jones Bluff lock and dam	4,000,000
(N) Tennessee-Tombigbee Waterway, Ala. and Miss	10,000,000
Alaska:	
(FC) Chena River Lakes, Fairbanks	10,000,000
(MP) Snettisham	5,000,000
Arizona:	
(FC) Phoenix and vicinity, including New River (stage 1)	500,000
Arkansas:	
(FC) De Queen Lake	300,000
(FC) Dierks Lake	150,000
(FC) Gillham Lake	900,000
(N) McClellan-Kerr Arkansas River Navigation System, Arkansas and Oklahoma:	
Navigation locks and dams	1,200,000
(N) Ouachita and Black Rivers, Ark. and La.	1,000,000
(MP) Ozark lock and dam	300,000
(FC) Red River levees and bank stabilization below Denison Dam, Ark., La., and Tex.	2,000,000
California:	
(FC) Buchanan Dam—H. V. Eastman Lake	250,000
(BE) Imperial Beach	150,000
(FC) Lytle and Warm Creeks	3,000,000
(MP) New Melones Lake	1,500,000
(FC) Sacramento River bank protection	400,000
(N) San Diego Harbor	2,000,000
Colorado:	
(FC) Bear Creek Lake	2,200,000
(FC) Chatfield Lake	2,700,000
Connecticut:	
(FC) Danbury	1,000,000
Delaware:	
(N) Inland waterway, Delaware River to Chesapeake Bay (Chesapeake and Delaware Canal), pt. II, Delaware and Maryland	1,000,000
Georgia:	
(MP) Carters Lake	400,000
(MP) Richard B. Russell (Trotters Shoals) Dam and Lake, Ga., and S.C.	2,300,000
(N) Savannah Harbor (40 feet widening and deepening)	500,000
(N) Savannah Harbor (sediment basin)	350,000
(MP) West Point Lake, Ala. and Ga.	2,400,000
Hawaii:	
(FC) Kaneohe-Kailua area	3,000,000
Idaho:	
(MP) Dworshak Dam and Reservoir	200,000
(FC) Ririe Lake	2,000,000
Illinois:	
(FC) Carlyle Lake	500,000
(FC) Harrisonville and Ivy Landing—Drainage and levee district No. 2	1,800,000
(N) Illinois Waterway, Calumet-Sag modification, pt. I, Illinois and Indiana	1,000,000

CORPS OF ENGINEERS, FISCAL YEAR 1975—Continued

Construction, General

State and project	Conference allowance
Illinois—Continued	
(N) Kaskaskia River navigation	1,000,000
(N) Lock and dam 53 (temporary lock), Illinois and Kentucky	1,800,000
(N) Mississippi River between Ohio and Missouri Rivers, Ill. and Mo.: (a) Chain of Rocks	800,000
(FC) Rock Island	100,000
(N) Smithland locks and dam, Illinois and Kentucky	8,600,000
Indiana:	
(FC) Evansville	250,000
(FC) Mason J. Niblack levee (pumping facilities)	200,000
(N) Newburgh locks and dam, Indiana and Kentucky	3,500,000
(FC) Patoka Lake	1,000,000
(N) Uniontown locks and dam, Indiana and Kentucky	3,000,000
Iowa:	
(FC) Clinton	1,000,000
(FC) Marshalltown	1,000,000
(FC) Missouri River levee system, Iowa, Kansas, Missouri, and Nebraska	1,000,000
(N) Missouri River, Sioux City to mouth, Iowa, Kansas, Missouri, and Nebraska	5,000,000
(FC) Saylorville Lake	5,000,000
(FC) Waterloo	5,000,000
Kansas:	
(FC) Big Hill Lake	300,000
(FC) Clinton Lake	2,800,000
(FC) El Dorado Lake	3,000,000
(FC) Hillsdale Lake	4,000,000
(FC) Kansas City, Kansas River, (1962 mod)	600,000
Kentucky:	
(FC) Carr Fork Lake	500,000
(FC) Cave Run Lake	1,000,000
(FC) Paintsville Lake	500,000
(FC) Taylorsville Lake	900,000
(FC) Yatesville Lake	3,000,000
Louisiana:	
(N) Overton-Red River Waterway (lower 31 miles only)	1,000,000
(N) Red River emergency bank protection	3,000,000
(N) Red River Waterway, Mississippi River to Shreveport, La.	2,000,000
Maryland:	
(FC) Bloomington Lake, Md. and W. Va.	10,000,000
Massachusetts:	
(FC) Charles River Dam	3,000,000
(N) Weymouth Fore and Town Rivers	2,100,000
Michigan:	
(FC) River Rouge	1,000,000
Minnesota:	
(FC) Mankato and North Mankato	2,000,000
Missouri:	
(MP) Harry S. Truman Dam and Reservoir	4,500,000
(FC) Long Branch Lake	900,000
(FC) Smithville Lake	4,000,000
Montana:	
(MP) Libby Dam-Lake Koocanusa	7,000,000
Nebraska:	
(MP) Gavins Point Dam Lewis and Clark Lake (relocation of Niobrara, Nebr.), Nebr. and S. Dak.	2,000,000
New Jersey:	
(FC) South Orange	1,000,000
New Mexico:	
(FC) Cochiti Lake	2,500,000
(FC) Los Esteros Lake	500,000

CORPS OF ENGINEERS, FISCAL YEAR 1975—Continued

State and project		Conference allowance
Construction, General		
New York:		
(BE)	Fire Island Inlet to Jones Inlet.....	600,000
(N)	New York Harbor (anchorage).....	4,000,000
(FC)	Yonkers.....	300,000
North Carolina:		
(FC)	B. Everett Jordan Dam and Lake.....	2,500,000
(FC)	Falls Lake.....	500,000
North Dakota:		
(FC)	Minot.....	2,500,000
Ohio:		
(FC)	Alum Creek Lake.....	1,000,000
(FC)	Caesar Creek Lake.....	1,000,000
(N)	Willow Island locks and dam, Ohio and West Virginia.....	1,000,000
Oklahoma:		
(FC)	Clayton Lake.....	2,000,000
(FC)	Copan Lake.....	3,000,000
(FC)	Hugo Lake.....	2,000,000
(FC)	Kaw Lake.....	4,000,000
(FC)	Optima Lake.....	500,000
(FC)	Skiatook Lake.....	500,000
Oregon:		
(MP)	Bonneville lock and dam (2d powerhouse), Oregon and Washington.....	600,000
(N)	Columbia and lower Willamette Rivers (40-foot project), Oregon and Washington.....	200,000
(MP)	Cougar Lake.....	200,000
(FC)	Elk Creek Lake.....	1,000,000
(FC)	Lower Columbia River bank protection, Oregon and Washington.....	800,000
(MP)	McNary lock and dam, Oregon and Washington.....	500,000
(FC)	Scappoose Drainage District.....	1,200,000
(FC)	Willamette River Basin bank protection.....	1,000,000
Pennsylvania:		
(FC)	Blue Marsh Lake.....	2,000,000
(FC)	Cowanessque Lake.....	4,500,000
(BE)	Presque Isle Peninsula.....	300,000
(FC)	Raystown Lake.....	2,000,000
(FC)	Tioga-Hammond Lakes.....	3,000,000
(FC)	Tyrone.....	500,000
Tennessee:		
(MP)	Cordell Hull Dam and Reservoir.....	500,000
Texas:		
(FC)	Lavon Lake modification and east fork channel improvement.....	400,000
(FC)	San Antonio Channel improvement.....	650,000
(FC)	San Gabriel River.....	4,000,000
Virginia:		
(FC)	Fourmile Run, City of Alexandria, and Arlington County.....	2,000,000
(FC)	Gathright Lake.....	2,000,000
Washington:		
(MP)	Chief Joseph Dam, Rufus Woods Lake (additional units).....	10,000,000
(MP)	Ice Harbor lock and dam, Lake Sacajawea (additional units).....	500,000
(MP)	Lower Granite lock and dam.....	2,200,000
(FC)	Wahkaikum County Consolidated Diking District No. 1.....	200,000

CORPS OF ENGINEERS, FISCAL YEAR 1975—Continued

State and project		Conference allowance
Construction, General		
West Virginia:		
(FC)	Burnsville Lake.....	2,200,000
(FC)	R. D. Bailey Lake.....	2,200,000
Miscellaneous:		
	Shoreline erosion control demonstration (sec. 54).....	1,000,000
	Streambank erosion control evaluation and demonstration (sec. 32).....	3,000,000
(FC)	Small flood control projects not requiring specific legislation (sec. 205).....	6,000,000
(N)	Small navigation projects not requiring specific legislation costing up to \$1,000,000 (sec. 107).....	2,500,000
(FC)	Emergency streambank and shoreline protection (sec. 14).....	3,000,000
	Recreation facilities, at completed projects.....	1,000,000
	Reduction for anticipated savings and slippages.....	-25,650,000
Grand total, Construction, General.....		226,350,000

Flood control, Mississippi River and tributaries

Amendment No. 29: Appropriates \$25,000,000 as proposed by the Senate.

Operation and maintenance, general

Amendment No. 30: Appropriates \$22,405,000 as proposed by the Senate instead of \$48,000,000 as proposed by the House.

DEPARTMENT OF THE INTERIOR

BUREAU OF RECLAMATION

General Investigations

Amendment No. 31: Deletes appropriation proposed by the Senate.

Construction and Rehabilitation

Amendment No. 32: Appropriates \$42,920,000 as proposed by the Senate instead of \$9,600,000 as proposed by the House.

Upper Colorado River Storage Project

Amendment No. 33: Reported in technical disagreement. The managers on the part of the House will offer a motion to recede and concur in the Senate amendment to appropriate \$2,450,000 to remain available until expended.

Colorado River Basin Project

Amendment No. 34: Reported in technical disagreement. The managers on the part of the House will offer a motion to recede and concur in the Senate amendment to appropriate \$10,400,000, to remain available until expended, of which \$8,000,000 is for liquidation of contract authority.

Operation and Maintenance

Amendment No. 35: Reported in technical disagreement. The managers on the part of the House will offer a motion to recede and concur in the Senate amendment to have the funds appropriated for operation and maintenance to remain available until expended.

Loan Program

Amendment No. 36: Reported in technical disagreement. The managers on the part of the House will offer a motion to recede and concur in the Senate amendment to appropriate \$1,600,000 to remain available until expended.

CHAPTER VI

DEPARTMENT OF COMMERCE

ECONOMIC DEVELOPMENT ADMINISTRATION

Job Opportunities Program

Amendment No. 37: Reported in technical disagreement. The managers on the part of the House will offer a motion to recede and concur in the amendment of the Senate with an amendment transferring \$1,000,000 to the Regional Action Planning Commissions, to remain available until expended, instead of \$3,000,000 as proposed by the Senate. These funds are provided to support the Mountain Plains Project through the Old West Commission.

The managers on the part of the Senate will move to concur in the amendment of the House to the amendment of the Senate.

Economic Development Assistance Programs

Amendment No. 38: Appropriates \$81,625,000 instead of \$163,250,000 as proposed by the Senate. The conferees are agreed that this amount shall be distributed as follows: \$34,500,000 for direct and supplementary grants for public works under Title I of the Public Works and Economic Development Act of 1965, as amended; \$29,000,000 for business loans and guarantees under Title II of that Act; and \$18,125,000 for economic adjustment assistance programs under Title IX of the Act.

Administration of Economic Development Assistance Programs

Amendment No. 39: Appropriates \$1,750,000 instead of \$3,500,000 as proposed by the Senate.

REGIONAL ACTION PLANNING COMMISSIONS

Regional Development Programs

Amendment No. 40: Appropriates \$21,000,000 instead of \$42,000,000 as proposed by the Senate. This amount will provide \$3,000,000 to each of the seven Regional Commissions.

RELATED AGENCIES

SMALL BUSINESS ADMINISTRATION

BUSINESS LOAN AND INVESTMENT FUND

Amendments Nos. 41 and 42: Earmark \$10,000,000 for the handicapped loan program authorized by Section 7(h) of the Small Business Act, as proposed by the Senate.

CHAPTER VII

DEPARTMENT OF THE TREASURY

FEDERAL LAW ENFORCEMENT TRAINING CENTER

Amendment No. 43: Appropriates \$250,000 for salaries and expenses as proposed by the Senate instead of \$3,500,000 as proposed by the House.

U.S. CUSTOMS SERVICE

Amendment No. 44: Authorizes purchase of 687 passenger motor vehicles as proposed by the House instead of 460 as proposed by the Senate.

Amendment No. 45: Appropriates \$52,900,000 for salaries and expenses as proposed by the House instead of \$24,300,000 as proposed by the Senate.

INTERNAL REVENUE SERVICE

Accounts, Collection, and Taxpayer Service

Amendment No. 46: Deletes language proposed by the House authorizing purchase of 50 passenger motor vehicles, as proposed by the Senate.

COMPLIANCE

Amendment No. 47: Authorizes purchase of 100 passenger motor vehicles as proposed by the Senate instead of fifty as proposed by the House.

UNITED STATES SECRET SERVICE

Amendment No. 48: Authorizes purchase of 529 passenger motor vehicles instead of 641 as proposed by the House and 417 as proposed by the Senate.

Amendment No. 49: Appropriates \$5,050,000 for salaries and expenses instead of \$6,500,000 as proposed by the House and \$3,600,000 as proposed by the Senate.

UNITED STATES POSTAL SERVICE

Amendment No. 50: Appropriates \$100,000,000 to the Postal Service Fund instead of \$900,000,000 as proposed by the House. The Senate had deleted all funds for the Postal Service. The conferees are agreed that the funds provided are to be available only for the Postal Service's "Small facility program."

INDEPENDENT AGENCIES

GENERAL SERVICES ADMINISTRATION

FEDERAL BUILDINGS FUND

Amendment No. 51: Deletes language proposed by the House and inserts language proposed by the Senate to make funds available until expended for construction of seven specified border facilities.

Amendment No. 52: Deletes language proposed by the Senate to make funds for Alterations and Major Repairs available until expended, and inserts in lieu thereof language making such funds available until September 30, 1976.

Amendment No. 53: Appropriates \$75,000,000 for Real Property Operations as proposed by the Senate instead of \$100,000,000 as proposed by the House.

Amendment No. 54: Inserts language proposed by the Senate to make funds for Real Property Operations available until September 30, 1976.

Amendment No. 55: Provides that in addition to the aggregate amount made available in the Independent Agencies Appropriations Act, 1975, for real property operations, \$75,000,000 shall be available for such purposes as proposed by the Senate instead of \$100,000,000 as proposed by the House.

Amendment No. 56: Provides that the limitation on the aggregate amount made available for real property operations shall be increased to \$426,000,000 as proposed by the Senate instead of \$451,000,000 as proposed by the House.

Amendment No. 57: Inserts language proposed by the Senate of a technical nature concerning limitations on the Federal Buildings Fund after adjustment of the amounts by the conferees.

Amendment No. 58: Reported in technical disagreement. The Managers on the part of the House will offer a motion to recede and concur in the amendment of the Senate eliminating the requirement for repayment with interest of amounts appropriated to this fund.

GENERAL SUPPLY FUND

Amendment No. 59: Authorizes the purchase of 18,864, passenger motor vehicles, trucks and trailers as proposed by the Senate instead of 80,000 as proposed by the House.

Amendment No. 60: Appropriates \$66,100,000 for the purchase of vehicles as proposed by the Senate instead of \$280,000,000 as proposed by the House.

CHAPTER VIII

DEPARTMENT OF TRANSPORTATION

Amendment No. 61: Reported in disagreement. The managers on the part of the House will offer a motion to insist on their disagreement to the amendment of the Senate numbered 61 which would provide \$700,000,000 to the Federal Railroad Administration.

Amendment No. 62: Inserts heading as proposed by the Senate.

CONFERENCE TOTAL—WITH COMPARISONS

The total new budget (obligational) authority for the fiscal year 1975 recommended by the committee of conference with comparisons to the fiscal year 1975 budget estimate, and the House and Senate bills for 1975 follow:

Budget estimates of new (obligational) authority, fiscal year 1975	\$2,042,700,000
House bill, fiscal year 1975	5,373,474,000
Senate bill, fiscal year 1975	5,504,535,000
Conference agreement	4,729,146,000
Conference agreement compared with:	
Budget estimates of new (obligational) authority, fiscal year 1975	+2,686,446,000
House bill, fiscal year 1975	-644,328,000
Senate bill, fiscal year 1975	-775,389,000

¹ In addition, conference agreement includes \$485,000,000 in direct and loan guarantees and \$92,362,000 in appropriations to liquidate contract authority. The conference total does not include \$700,000,000 proposed by the Senate for rail transportation improvement which is reported in disagreement.

GEORGE MAHON,
JAMIE L. WHITTEN,
ROBERT L. F. SIKES,
OTTO E. PASSMAN,
JOE L. EVINS,
EDWARD P. BOLAND,
DANIEL J. FLOOD,
TOM STEED,
JOHN M. SLACK,
JOHN J. McFALL,
SIDNEY R. YATES,
SILVIO O. CONTE (except
amendment No. 19),

Managers on the Part of the House.

JOHN L. McCLELLAN,
WARREN G. MAGNUSON,
JOHN C. STENNIS,
JOHN O. PASTORE,
ROBERT C. BYRD,
JOSEPH M. MONTOYA,
BIRCH BAYH,
MILTON R. YOUNG,
CLIFFORD P. CASE,
EDWARD W. BROOKE,
MARK O. HATFIELD,
CHARLES McC. MATHIAS, Jr.,
TED STEVENS,

Managers on the Part of the Senate.





Ninety-fourth Congress of the United States of America

AT THE FIRST SESSION

*Begun and held at the City of Washington on Tuesday, the fourteenth day of January,
one thousand nine hundred and seventy-five*

An Act

Making emergency employment appropriations for the fiscal year ending June 30, 1975, and for other purposes.

Be it enacted by the Senate and House of Representatives of the United States of America in Congress assembled, That the following sums are appropriated, out of any money in the Treasury not otherwise appropriated, for emergency employment for the fiscal year ending June 30, 1975, and for other purposes, namely:

TITLE I

CHAPTER I

DEPARTMENT OF AGRICULTURE

FARMERS HOME ADMINISTRATION

AGRICULTURAL CREDIT INSURANCE FUND

Additional loans may be insured, or made to be sold and insured under this Fund in accordance with and subject to the provisions of 7 U.S.C. 1928-1929 as follows: operating loans, \$150,000,000.

RURAL WATER AND WASTE DISPOSAL GRANTS

For an additional amount for "Rural Water and Waste Disposal Grants," \$150,000,000, to remain available until expended.

RURAL DEVELOPMENT INSURANCE FUND

For additional loans to be insured, or made to be sold and insured, under this Fund in accordance with and subject to the provisions of 7 U.S.C. 1928 and 86 Stat. 661-664, as follows: water and sewer facility loans, \$300,000,000.

SALARIES AND EXPENSES

For an additional amount for "Salaries and Expenses", \$6,500,000.

SOIL CONSERVATION SERVICE

RESOURCE CONSERVATION AND DEVELOPMENT

For an additional amount for "Resource Conservation and Development," \$8,750,000, to remain available until expended.

WATERSHED AND FLOOD PREVENTION OPERATIONS

For an additional amount for "Watershed and Flood Prevention Operations" to remain available until expended, \$106,000,000: *Provided*, That an additional \$35,000,000 in loans may be insured, or made to be sold and insured, under the Agricultural Credit Insurance Fund of the Farmers Home Administration (86 Stat. 663).



H. R. 4481—2

CHAPTER II

ENVIRONMENTAL PROTECTION AGENCY

ABATEMENT AND CONTROL

For an additional amount for "Abatement and Control", \$175,000, to remain available until expended.

VETERANS ADMINISTRATION

GENERAL WORKS PROGRAMS

For the support of program activities providing increased employment, including maintenance, repair, alterations, and improvements of facilities, properties, and equipment under the jurisdiction and control of the Veterans Administration, \$70,755,000, to remain available through September 30, 1976.

CHAPTER III

DEPARTMENT OF THE INTERIOR

BUREAU OF LAND MANAGEMENT

MANAGEMENT OF LANDS AND RESOURCES

For an additional amount for "Management of lands and resources", \$6,548,000, to remain available until October 31, 1975.

CONSTRUCTION AND MAINTENANCE

For an additional amount for "Construction and maintenance", \$5,295,000, to remain available until expended.

PUBLIC LANDS DEVELOPMENT ROADS AND TRAILS

(LIQUIDATION OF CONTRACT AUTHORITY)

For an additional amount for "Public lands development roads and trails (liquidation of contract authority)", \$2,462,000, to remain available until expended.

UNITED STATES FISH AND WILDLIFE SERVICE

CONSTRUCTION AND ANADROMOUS FISH

For an additional amount for "Construction and anadromous fish", \$23,066,000, to remain available until expended.

NATIONAL PARK SERVICE

OPERATION OF THE NATIONAL PARK SYSTEM

For an additional amount for "Operation of the national park system", \$5,700,000, to remain available until October 31, 1975.



H. R. 4481—3

PLANNING AND CONSTRUCTION

For an additional amount for "Planning and construction", \$26,880,000, to remain available until expended: *Provided*, That \$2,300,000 shall be available to assist in constructing a sewage system and treatment plant in cooperation with the towns of Harpers Ferry and Bolivar, West Virginia, to serve such towns and the Harpers Ferry National Historical Park.

ROAD CONSTRUCTION (LIQUIDATION OF CONTRACT AUTHORITY)

For an additional amount for "Road construction (liquidation of contract authority)", \$13,900,000, to remain available until expended.

GEOLOGICAL SURVEY

SURVEYS, INVESTIGATIONS, AND RESEARCH

For an additional amount for "Surveys, investigations, and research", \$750,000, to remain available until October 31, 1975.

MINING ENFORCEMENT AND SAFETY ADMINISTRATION

SALARIES AND EXPENSES

For an additional amount for "Salaries and expenses", \$1,250,000: *Provided*, That these funds shall remain available until expended for the construction of facilities.

BUREAU OF INDIAN AFFAIRS

OPERATION OF INDIAN PROGRAMS

For an additional amount for "Operation of Indian programs", \$7,500,000, to remain available until October 31, 1975.

CONSTRUCTION

For an additional amount for "Construction", \$7,896,000, to remain available until expended.

ROAD CONSTRUCTION (LIQUIDATION OF CONTRACT AUTHORITY)

For an additional amount for "Road construction (liquidation of contract authority)", \$12,000,000, to remain available until expended.

RELATED AGENCIES

DEPARTMENT OF AGRICULTURE

FOREST SERVICE

FOREST PROTECTION AND UTILIZATION

For an additional amount for "Forest protection and utilization", to remain available until October 31, 1975, for "Forest land management", \$56,580,000; and for "State and private forestry cooperation", \$1,000,000.



H. R. 4481—4

CONSTRUCTION AND LAND ACQUISITION

For an additional amount for "Construction and land acquisition", \$19,500,000, to remain available until expended.

YOUTH CONSERVATION CORPS

For an additional amount for "Youth Conservation Corps", \$10,000,000, to remain available until the end of the fiscal year following the fiscal year for which appropriated: *Provided*, That \$5,000,000 shall be available to the Secretary of the Interior and \$5,000,000 shall be available to the Secretary of Agriculture.

FOREST ROADS AND TRAILS (LIQUIDATION OF CONTRACT AUTHORITY)

For an additional amount for "Forest roads and trails (liquidation of contract authority)", \$56,000,000, to remain available until expended.

DEPARTMENT OF HEALTH, EDUCATION, AND WELFARE

HEALTH SERVICES ADMINISTRATION

INDIAN HEALTH FACILITIES

For an additional amount for "Indian health facilities", \$17,676,000, to remain available until expended.

NATIONAL FOUNDATION ON THE ARTS AND THE HUMANITIES

SALARIES AND EXPENSES

For an additional amount for "Salaries and expenses", \$3,000,000, to remain available until October 31, 1975, of which \$2,000,000 shall be for the National Endowment for the Arts and \$1,000,000 shall be for the National Endowment for the Humanities.

CHAPTER IV

DEPARTMENT OF LABOR

MANPOWER ADMINISTRATION

COMPREHENSIVE MANPOWER ASSISTANCE

For an additional amount for "Comprehensive manpower assistance", \$458,050,000, to remain available until September 30, 1975.

COMMUNITY SERVICE EMPLOYMENT FOR OLDER AMERICANS

For an additional amount for "Community service employment for older Americans", to carry out title IX of the Older Americans Comprehensive Services Amendments of 1973, \$30,000,000: *Provided*, That, notwithstanding any other provision in law, amounts contained herein,



H. R. 4481—5

together with amounts heretofore appropriated for "Community service employment for older Americans" may be expended to continue projects now being conducted as part of the National Operation Mainstream program authorized by title III of the Comprehensive Employment and Training Act of 1973 (Public Law 93-203).

TEMPORARY EMPLOYMENT ASSISTANCE

For an additional amount for "Temporary employment assistance", \$1,625,000,000, to remain available until December 31, 1975.

DEPARTMENT OF HEALTH, EDUCATION, AND WELFARE

HEALTH SERVICES ADMINISTRATION

HEALTH SERVICES

Notwithstanding any other provision of law, the Secretary of Health, Education, and Welfare is hereby authorized to hire and assign not to exceed 146 additional health professionals to serve in the National Health Service Corps.

OFFICE OF EDUCATION

HIGHER EDUCATION

For an additional amount to carry out work-study programs authorized by part C of title IV of the Higher Education Act, \$119,800,000, of which \$60,000,000 shall remain available through September 30, 1975 and \$59,800,000 shall remain available through June 30, 1976: *Provided*, That funds appropriated in the Departments of Labor, and Health, Education, and Welfare Appropriations Acts for the fiscal years ending June 30, 1974, and June 30, 1975 (Public Laws 93-192 and 93-517) for the work-study program under part C of title IV of the Higher Education Act of 1965, which have been granted to an eligible institution whose allocation exceeds the amount needed to operate a work-study program during the period for which those funds are available, shall remain available to the Commissioner for making grants to other eligible institutions until the end of the fiscal year succeeding the fiscal year for which such funds are appropriated: *Provided further*, That any amounts appropriated for basic opportunity grants for the fiscal year ending June 30, 1974, which are in excess of the amount required to meet the payment schedule announced for the academic year 1974-75, shall remain available for payments under the payment schedule announced for the academic year 1975-76.

SOCIAL AND REHABILITATION SERVICE

WORK INCENTIVES

For an additional amount for "Work Incentives", \$70,000,000, for carrying out a work incentives program as authorized by part C of title IV of the Social Security Act, including registration of individuals for such program, and for related child care and supportive



H. R. 4481—6

services, as authorized by section 402 (a) (19) (G) of the Act, including transfer to the Secretary of Labor, as authorized by section 431 of the Act, which, together with the previously authorized current year appropriation, shall be the maximum amount available for transfer to the Secretary of Labor and to which States may become entitled, pursuant to section 403 (d) of such Act, for these purposes, for the current fiscal year and for any period in the prior fiscal year provided the prior fiscal year expenditures are claimed on quarterly statements of expenditures received by the Secretary of Health, Education, and Welfare prior to February 1, 1975.

RELATED AGENCIES

COMMUNITY SERVICES ADMINISTRATION

COMMUNITY SERVICES PROGRAM

For carrying out activities authorized by section 222 (a) (13) of the Economic Opportunity Act of 1964, as amended (42 U.S.C. 2701. et seq.) \$15,300,000.

CHAPTER V

DEPARTMENT OF DEFENSE—CIVIL

DEPARTMENT OF THE ARMY

CORPS OF ENGINEERS—CIVIL

CONSTRUCTION, GENERAL

For an additional amount for "Construction, general", \$226,350,000, to remain available until expended.

FLOOD CONTROL, MISSISSIPPI RIVER AND TRIBUTARIES

For an additional amount for "Flood Control, Mississippi River and Tributaries", \$25,000,000, to remain available until expended.

OPERATION AND MAINTENANCE, GENERAL

For an additional amount for "Operation and maintenance, general", \$22,405,000, to remain available until expended.

DEPARTMENT OF INTERIOR

BUREAU OF RECLAMATION

CONSTRUCTION AND REHABILITATION

For an additional amount for "Construction and rehabilitation", \$42,920,000, to remain available until expended.

UPPER COLORADO RIVER STORAGE PROJECT

For an additional amount for "Upper Colorado River Storage Project", \$2,450,000, to remain available until expended, which shall be available for the "Upper Colorado River Basin Fund".



H. R. 4481—7

COLORADO RIVER BASIN PROJECT

For an additional amount for "Colorado River Basin Project", to remain available until expended, \$10,400,000, of which \$8,000,000 is for liquidation of contract authority provided by section 303(b) of the Act of September 30, 1968 (82 Stat. 894).

OPERATION AND MAINTENANCE

For an additional amount for "Operation and maintenance", to remain available until expended, \$2,300,000, of which \$1,600,000 shall be derived from the Reclamation fund.

LOAN PROGRAM

For an additional amount for "Loan Program", \$1,600,000, to remain available until expended.

CHAPTER VI

DEPARTMENT OF COMMERCE

ECONOMIC DEVELOPMENT ADMINISTRATION

JOB OPPORTUNITIES PROGRAM

For an additional amount for "Job Opportunities Program", \$375,000,000, to remain available until December 31, 1975: *Provided*, That not to exceed \$1,120,000 may be used for administrative expenses: *Provided further*, That \$1,000,000 shall be available until expended, and shall be transferred to "Regional Development Programs", Regional Action Planning Commissions, to carry out programs authorized by Title V of the Public Works and Economic Development Act of 1965, as amended.

ECONOMIC DEVELOPMENT ASSISTANCE PROGRAMS

For an additional amount, \$81,625,000, to remain available until June 30, 1976.

ADMINISTRATION OF ECONOMIC DEVELOPMENT ASSISTANCE PROGRAMS

For an additional amount, \$1,750,000 to remain available until June 30, 1976.

REGIONAL ACTION PLANNING COMMISSIONS

REGIONAL DEVELOPMENT PROGRAMS

For an additional amount, \$21,000,000, to remain available until expended.



H. R. 4481—8

RELATED AGENCIES

SMALL BUSINESS ADMINISTRATION

BUSINESS LOAN AND INVESTMENT FUND

For additional capital for the "Business Loan and Investment Fund", authorized by the Small Business Act, as amended, \$210,000,000 to remain available without fiscal year limitation: *Provided*, That \$10,000,000 shall be for the direct loan program authorized by section 7(h) of such Act, and \$200,000,000 shall be for the direct loan program authorized by section 7(a) of said Act: *Provided further*, That, in addition, \$150,000,000 of unobligated balances in the Fund shall be made available for such loan program.

DISASTER LOAN FUND

For additional capital for the "Disaster Loan Fund", authorized by the Small Business Act, as amended, \$175,000,000 to remain available without fiscal year limitation: *Provided*, That, in addition, \$50,000,000 of unobligated balances in the Fund shall be made available for the disaster loan program.

CHAPTER VII

DEPARTMENT OF THE TREASURY

OFFICE OF THE SECRETARY

SALARIES AND EXPENSES

For an additional amount for "Salaries and Expenses", \$2,000,000, to remain available until expended.

FEDERAL LAW ENFORCEMENT TRAINING CENTER

SALARIES AND EXPENSES

For an additional amount for "Salaries and Expenses", including purchase of (not to exceed forty) passenger motor vehicles, \$250,000.

BUREAU OF ALCOHOL, TOBACCO AND FIREARMS

SALARIES AND EXPENSES

For an additional amount for "Salaries and Expenses", including purchase of (not to exceed eight hundred and thirty-one, including police-type) passenger motor vehicles, \$6,500,000.

U.S. CUSTOMS SERVICE

SALARIES AND EXPENSES

For an additional amount for "Salaries and Expenses", including purchase of (not to exceed six hundred and eighty-seven, including police-type) passenger motor vehicles, and purchase of aircraft, \$52,900,000, to remain available until expended.



H. R. 4481—9

CONSTRUCTION, BORDER STATIONS

For necessary expenses for Construction, Border Stations, \$3,175,000, to remain available until expended, for sites, design, management and inspection, and construction of joint Customs/Immigration and Naturalization Service border stations and facilities at locations and maximum costs as follows:

California: Tecate: Facilities.....	\$125,000
Idaho: Eastport: Facilities.....	130,000
Maine: Easton: Border station.....	200,000
Minnesota:	
Crane Lake: Facilities.....	60,000
Crane Lake: Border station.....	150,000
Montana:	
Roosville: Remodel border station.....	100,000
Scobey: Border station.....	170,000
Trail Creek: Border station.....	175,000
New York:	
Cannons Corner: Border station.....	160,000
Jamieson's Line: Border station.....	175,000
North Dakota: Sherwood: Border station.....	175,000
Texas:	
Falcon Dam: Border station.....	175,000
Falcon Dam: Facilities.....	200,000
Presidio: Facilities.....	200,000
Washington:	
Boundary: Border station.....	170,000
Danville: Remodel border station.....	150,000
Danville: Facilities.....	125,000
Ferry: Border station.....	175,000
Laurier: Remodel border station.....	100,000
Metaline Falls: Remodel border station.....	160,000
Oroville: Remodel border station.....	100,000
Total	3,175,000

Provided, That the foregoing limits of cost may be exceeded to the extent that savings are effected in other projects, but by not to exceed 10 per centum: *Provided further*, That these funds may be transferred to the General Services Administration for execution of the work.

INTERNAL REVENUE SERVICE

ACCOUNTS, COLLECTION, AND TAXPAYER SERVICE

For an additional amount for "Accounts, Collection and Taxpayer Service", \$5,000,000.

COMPLIANCE

For an additional amount for "Compliance", including purchase of (not to exceed one hundred, including police-type) passenger motor vehicles, \$400,000.

UNITED STATES SECRET SERVICE

SALARIES AND EXPENSES

For an additional amount for "Salaries and Expenses", including purchase of (not to exceed five hundred and twenty-nine, including police-type) passenger motor vehicles, \$5,050,000.



H. R. 4481—10

UNITED STATES POSTAL SERVICE

PAYMENT TO THE POSTAL SERVICE FUND

For an additional amount for "Payment to the Postal Service Fund", pursuant to 39 U.S.C. 2004, \$100,000,000.

INDEPENDENT AGENCIES

GENERAL SERVICES ADMINISTRATION

FEDERAL BUILDINGS FUND

For necessary expenses for Construction, \$25,000,000, to remain available until expended, for construction projects at locations and at maximum construction improvement costs (including funds for sites, design, management and inspection, and construction) as follows:

Alaska: Haines: New border station and housing.....	\$2,850,000
California:	
Otay Mesa: Truck compound.....	3,600,000
Tecate: Commercial facility.....	3,400,000
Maine: Fort Kent: New border station.....	1,100,000
Michigan: Detroit (Ambassador Bridge) Truck facility.....	6,800,000
New Mexico: Anapra: New border station.....	5,800,000
Washington: Lynden: New border station.....	1,450,000
Total	25,000,000

Provided, That the immediate foregoing limits of costs may be exceeded to the extent that savings are effected in other such projects, but by not to exceed 10 per centum: *Provided further*, That in addition to the aggregate amount made available for construction in the Independent Agencies Appropriations Act, 1975, this appropriation of \$25,000,000 shall be available for such purposes and the limitation on the amount made available for construction is increased to \$50,000,000.

For necessary expenses for Alterations and Major Repairs as authorized by law, \$340,000,000, to remain available until September 30, 1976: *Provided*, That in addition to the aggregate amount made available in the Independent Agencies Appropriations Act, 1975, for alterations and major repairs, this appropriation of \$340,000,000 shall be available for such purposes and the limitation on the amount made available for alterations and major repairs is increased to \$438,000,000.

For necessary expenses for Real Property Operations as authorized by law, \$75,000,000, to remain available until September 30, 1976: *Provided*, That in addition to the aggregate amount made available in the Independent Agencies Appropriations Act, 1975, for real property operations this appropriation of \$75,000,000 shall be available for such purposes and the limitation on the amount made available for real property operations is increased to \$426,000,000.

The aggregate amount made available in the Treasury, Postal Service and General Government Appropriation Act, 1975, for real property management and related activities is increased to \$1,429,847,800 and the amount provided in such Act in excess of which revenues, collections and other sums accruing to the fund (excluding reimbursements pursuant to 40 U.S.C. 490(f)(6)) shall be deposited in miscellaneous receipts is increased to \$1,508,847,800.



H. R. 4481—11

Appropriations hereby made to the Federal Buildings Fund shall not be subject to the provisions of section 210(f)(4) of the Federal Property and Administrative Services Act of 1949, as amended (40 U.S.C. 490(f)(4)) requiring repayment with interest.

GENERAL SUPPLY FUND

For necessary expenses for the purchase of (not to exceed eighteen thousand eight hundred and sixty-four) passenger motor vehicles, trucks, and trailers, pursuant to 40 U.S.C. 756(a), \$66,100,000.

CHAPTER VIII

DEPARTMENT OF TRANSPORTATION

RELATED AGENCY

UNITED STATES RAILWAY ASSOCIATION

ADMINISTRATIVE EXPENSES

For an additional amount for "Administrative Expenses", \$5,000,000, to remain available until expended.

TITLE II

GENERAL PROVISION

SEC. 201. No part of any appropriation, funds, or other authority contained in this Act shall be available for paying to the Administrator of the General Services Administration in excess of 90 per centum of the standard level user charge established pursuant to section 210(j) of the Federal Property and Administrative Services Act of 1949, as amended, for space and services.

SEC. 202. No part of any appropriation, funds, or other authority contained in this Act may be expended or obligated to purchase, lease or otherwise acquire motor vehicles other than motor vehicles manufactured and assembled in the United States.

This Act may be cited as "The Emergency Employment Appropriation Act, 1975".

Speaker of the House of Representatives.

*Vice President of the United States and
President of the Senate.*

May 21, 1975

Dear Mr. Director:

The following bills were received at the White House on May 21st:

H.R. 4481

H.R. 5357

Please let the President have reports and recommendations as to the approval of these bills as soon as possible.

Sincerely,

Robert D. Linder
Chief Executive Clerk



The Honorable James T. Lynn
Director
Office of Management and Budget
Washington, D. C.